

RESOLUTION NO. 21938

Background

The Illinois State Toll Highway Authority (“Tollway”) advertised for sealed bids on Contract RR-19-4489 for M-16 (Bensenville) Maintenance Facility on Illinois Route 390 at Mile Post 16.6 (830 Thomas Drive). The lowest responsive and responsible bidder on Contract No. Contract RR-19-4489 is The George Sollitt Construction Company in the amount of \$26,344,818.00.

Resolution

Contract No. RR-19-4489 is awarded to The George Sollitt Construction Company in the amount of \$26,344,818.00, subject to all required approvals, the contractor satisfying applicable DBE, financial and all other contract award requirements, and execution of all contract documents by the bidder and the Tollway.

The Chairman/Chief Executive Officer of the Tollway is authorized to execute the aforementioned Contract, subject to the approval of the General Counsel and the Chief Financial Officer, and the Chief Financial Officer is authorized to issue warrants in payment thereof.

If the bidder fails to satisfy the contract award requirements, the Executive Director is authorized to approve an award to the next lowest responsible bidder, in accordance with the applicable contract award requirements, and execution of all contract documents by the bidder and the Tollway. The Chairman/Chief Executive Officer of the Tollway is authorized to execute any contract awarded to the next lowest bidder, subject to the approval of the General Counsel and the Chief Financial Officer, and the Chief Financial Officer is authorized to issue warrants in payment thereof.

Approved by: _____
Chairman

RETURN WITH BID

ORIGINAL

IMPORTANT
BID ADDENDUM
ENCLOSED

CONTRACT RR-19-4489

M-16 MAINTENANCE FACILITY AND
SITE IMPROVEMENTS
ELGIN-O'HARE WESTERN ACCESS (IL-390)
830 THOMAS DRIVE, BENSENVILLE, IL.
STA. 14+00

M-1 MAINTENANCE FACILITY (TRUCK WASH)
TRI-STATE TOLLWAY (I-294)
MILE POST 12.3



Illinois Tollway
2700 Ogden Avenue Downers Grove, IL 60515

VOLUME I

REQUIRED DOCUMENTS

Ec
CN-Tollway ~~RR-19-4489~~ contract Requirements Book Vol 1 - 04067020

**ADDENDUM No. 3
TO
CONTRACT REQUIREMENTS
FOR CONTRACT RR-19-4489
ILLINOIS STATE TOLL HIGHWAY AUTHORITY**

Date: November 26, 2019

For which proposals will be received by the Illinois State Toll Highway Authority at its offices at 2700 Ogden Avenue, Downers Grove, Illinois 60515, until 10:30 AM local time December 5, 2019.

NOTICE TO REVISIONS TO CONTRACT

NOTES:

1. The following revised pages to the Contract Requirements are included with this Addendum and must be inserted into the Contract Proposal by the Bidder: CL-1RR thru CL-3RR
2. The following revised Contract Drawings are included with this Addendum:
Volume I - Drawings 11, 13, 14, 15, 17, 18, 20, 21, 24, 25, 183
3. Responses to Request for Information received from the Plan Holders are included in this Addendum.

CHANGES TO THE CONTRACT REQUIREMENTS

CHANGES TO THE ADVERTISEMENT FOR SEALED BID

Change No. 1

Contract Requirements, Volume I, Replace Pages CL-1R thru CL-3R with pages CL-1RR thru CL-3RR (attached).

This replacement contains the following revisions:

- 1.1 Included additional direction regarding DBE Form 2025 submission.
- 1.2 Included additional direction regarding VOSB Form 2025 submission.
- 1.3 Revised comments in Optional Bid Credit Incentive Program Certificates.
- 1.4 Added Equal Employment Opportunity requirements.
- 1.5 Added verification items for the apparent low bidder.

CHANGES TO THE CONTRACT PLANS

Change No. 2

Contract Plans, Drawing 11 (attached)
Volume I Existing Conditions Plan

This drawing contains the following revision:

- 2.1.1 Removed wetland impact area hatching and note from the legend.
- 2.2 Incorporated anticipated stockpile locations.
- 2.3 Added note regarding advance contract work at existing wetland location.

Change No. 3

Contract Plans, Drawing 13 (attached)
Volume I Site Plan

This drawing contains the following revision:

- 3.1 Revised proposed pavement section and applicable notes.
- 3.2 Added annotations for Concrete Curb, Type C on Southeast side of Maintenance Facility.
- 3.3 Added a detail for the proposed PCC Pavement.

Change No. 4

Contract Plans, Drawing 14 (attached)
Volume I Grading Plan

This drawing contains the following revision:

- 4.1 Added existing contour elevation labels for clarity.
- 4.2 Updated Earthwork Table based on pavement section change.

Change No. 5

Contract Plans, Drawing 15 (attached)
Volume I Drainage Plan

This drawing contains the following revision:

- 5.1 Removed sanitary manholes and sanitary sewer from the fueling island.
- 5.2 Removed gas line from maintenance building to salt dome.

Change No. 6

Contract Plans, Drawing 17 (attached)
Volume I Utility Plan

This drawing contains the following revision:

- 6.1 Removed sanitary manholes and sanitary sewer from the fueling island.
- 6.2 Removed associated crossings from the crossing detail table.
- 6.3 Removed gas line from maintenance building to salt dome.

Change No. 7

Contract Plans, Drawing 18 (attached)
Volume I Utility Profiles

This drawing contains the following revision:

- 7.1 Updated Sanitary profiles based on changes at the fuel island.

Change No. 8

Contract Plans, Drawing 20 (attached)
Volume I Erosion Control Plan

This drawing contains the following revision:

- 8.1 Added existing contour elevation labels for clarity.
- 8.2 Incorporated anticipated stockpile locations.
- 8.3 Added supplemental erosion control measures as needed.
- 8.4 Removed wetland impact area.

Change No. 9

Contract Plans, Drawing 21 (attached)
Volume I Erosion Control Notes

This drawing contains the following revision:

- 9.1 Included additional notes in the Construction Sequencing based on advance contract work at the existing wetland area.

Change No. 10

Contract Plans, Drawing 24 (attached)
Volume I Civil Details

This drawing contains the following revision:

- 10.1 Added annotations and details for the Concrete Curb, Type C and sidewalk at the southeast side of the maintenance facility.

Change No. 11

Contract Plans, Drawing 25 (attached)
Volume I Jointing Plan

This drawing contains the following revision:

- 11.1 Included spot elevations at all joint locations.

Change No. 12

Contract Plans, Drawing 183 (attached)
Volume I Electrical Notes and Tables

This drawing contains the following revision:

12.1 Conduit Materials and Box Types schedule inserted on sheet E-002.

END OF ADDENDUM CHANGES

Plan Holders Questions and Reponses

QUESTION #1 (Multiple Entities)

I am contacting you regarding a material substitution for the contract. What is the process for being added to the contract?

ANSWER #1

See Section 012500 - Substitution Procedures. Discussions regarding approved equals and/or alternative products will be discussed at the appropriate time with the successful bidder awarded the contract.

QUESTION #2

I noticed on a few forms ink is required. Is this for the entire bid or just where dollar amounts are being filled in?

ANSWER #2

The entire form is to be done in ink per the instructions.

QUESTION #3

In looking through the bid documents for this project, the north half of the building needs to be undercut about 10' to 15' to reach proper bearing material. In the Geotech report, Stone Columns / Aggregate Piers are shown as a potential alternative versus the required over-excavation. I think we could likely save a lot of money with stone columns for support of the foundations and slab instead of removing and replacing all of that soil. Would this need to be approved prior to bid time? How would we go about that?

ANSWER #3

The existing wetland area will be undercut and backfilled with crushed concrete in an advance contract by others. Updated plan sheets showing this work are issued in this Addendum; refer to Sheets C-100 and C-610 for additional language.

QUESTION #4

For M-16 Sheets C-100 and C-400, there is very little information on the existing grades. Please provide a topographic survey with more detailed grade information.

ANSWER #4

Existing contour elevations have been added to the sheets for clarification purposes.

QUESTION #5

For M-16, what type of reinforcement and type of dowel bars are needed for the 10" paving?

ANSWER #5

Per this Addendum, note that the proposed pavement section has been modified from 10" PCC on 12" Aggregate Subgrade Improvement to 8" PCC Pavement on 6" Aggregate Subgrade

Improvement. Dowel bars shall be placed per IDOT Standard Detail 420101, "24' Jointed PCC Pavement" and the contract specifications.

QUESTION #6

For M-16, what is the pavement thickness for the salt dome? Does it require reinforcement and if so, what type?

ANSWER #6

The salt dome scope, including the slab on grade, is delegated design per specification 133400. Analysis data, design, drawings, and calculations signed and sealed by a licensed engineer in the State of Illinois are required.

QUESTION #7

For the M-16 waterstop, what is the required application? In the specifications, it specifies Westec 697 as the waterstop product. Are there substitute products allowed to be used as the specified products are expensive?

ANSWER #7

See Section 012500 - Substitution Procedures. Discussions regarding approved equals and/or alternative products will be discussed at the appropriate time with the successful bidder awarded the contract.

QUESTION #8

For M-16 Detail 1/S302, it states "Encased precast connection in concrete 4"". What is the extent of the pavement?

ANSWER #8

This detail relates to a foundation connection and not to pavement. The intent of the encasement shown in detail 1/S-302 is to encase the buried concrete connection 4" beyond the connection limits so it would protect from rusting.

QUESTION #9

Do the M-16 pavement details also apply to the M-1 drawings?

ANSWER #9

Note that all work at the M-1 Maintenance Facility site has been removed from this contract per Addendum No. 1.

QUESTION #10

What does the gas line shown on C-510 service inside the salt dome?

ANSWER #10

The gas line has been removed from the drawings as it is unnecessary.

QUESTION #11

Please confirm the underground gas pipe demolition at M-1 is performed by the gas provider and not the contractor.

ANSWER #11

Note that all work at the M-1 Maintenance Facility site has been removed from this contract per Addendum No. 1.

QUESTION #12

Does the 10" PCC pavement surrounding the M-16 building have mesh or rebar reinforcing? Please clarify.

ANSWER #12

Per this Addendum, note that the proposed pavement section has been modified from 10" PCC on 12" Aggregate Subgrade Improvement to 8" PCC Pavement on 6" Aggregate Subgrade Improvement. Dowel bars shall be placed per IDOT Standard Detail 420101, "24' Jointed PCC Pavement" and the contract specifications.

QUESTION #13

Per Addendum #1 Answer #66: "Removal of unsuitable material shown on Sheets S-101 and S-102 shall be performed by others in an advance contract. In the event of additional undercut being required, this work shall be paid for under Pay Item JT154118, "Allowance for Unforeseen Conditions."

Can you confirm this answer is still applicable? In lieu of over-excavation and replacement with engineered fill, the Tollway could potentially save a lot of money by installing Aggregate Piers instead of undercutting. Is this possible at all or does Answer #66 above eliminate the potential to use Aggregate Piers?

ANSWER #13

The answer provided in Addendum No. 1 is still applicable as the area in question will be undercut and backfilled with crushed concrete in an advance contract by others; refer to Sheets C-100 and C-610 for additional language.

QUESTION #14

In the Truck Parking and Maintenance areas, the sealer was called out as a combination of CS-04/CS-4.2 on the Concrete Slab Schedule on A-930. In Addendum #1, the sealer in these areas was changed to only CS-04. Addendum #1 also added an attic stock schedule on sheet A-930 with required attic stock for CS-4.2. Based on the changes in the addendum, attic stock is being provided for a product that is not scheduled to be installed anywhere. Is that the correct intent?

ANSWER #14

Yes, provide attic stock only of CS-4.2 per Addendum #1. Installation of CS-4.2 is not required. Provide and install CS-04 sealer per schedule.

QUESTION #15

The answer to Addendum #1 Question #19 stated that Contract I-14-4632: Elgin-O'Hare Western Access Tollway Building Removal" plans could be found on the Illinois Tollway's Online Plan Room. Please provide these ASAP.

ANSWER #15

The applicable plans from this Contract Set will be uploaded to the Online Plan Room with this Addendum.

QUESTION #16

Please confirm that the remaining work at the existing M-1 Maintenance Facility has been deleted from the scope of this project bid since the addendum deleted references to the M-1 site as construction of the truck wash has been removed.

ANSWER #16

Note that all work at the M-1 Maintenance Facility site has been removed from this contract per Addendum No. 1.

QUESTION #17

We are requesting further clarification regarding the Plan Holders Questions and Responses. According to Q. #9 and Q. #66, the unsuitable removal will be performed by others in advance of the contract and will be stockpiled on site for the contractor to dispose of under the pay item JT154118 Allowance for Unforeseen Conditions. The response has not addressed how the site will be left by "others". Will the area of unsuitable removal be filled in? If so, at what elevation will the area be filled up to (existing grade or proposed subgrade)? We believe this information to be crucial so everyone is bidding with the same information and not left to interpretation.

ANSWER #17

The area that will be undercut by others will also be backfilled by others with crushed concrete to existing grades as shown on Sheet C-100 in an advance contract. Reference sheets C-100 and C-610 for additional language.

QUESTION #18

The specifications call for 6mm ACM panels from Alcoa or Alucobond but both of them no longer make 6mm panels. Will the standard 4mm panels be ok?

ANSWER #18

Prepare bids for Aluminum-faced Composite Material panels per spec 074213.23 and details on A-512. See Section 012500 - Substitution Procedures. Discussions regarding approved equals and/or alternative products will be discussed at the appropriate time with the contractor awarded the contract.

QUESTION #19

Please confirm if the underground natural gas supply line to the salt dome is required since no mechanical equipment is gas fueled at the salt dome.

ANSWER #19

The gas line has been removed from the drawings as it is unnecessary.

QUESTION #20

The way the specification describes the sealer is a little confusing. On sheet A-930 the finish schedule in the concrete slab schedule shows that there are rooms noted with CS-04 and CS-4.2. Which is redundant. Please indicate what sealer spec we are using for the rooms noted with both notes.

ANSWER #20

Yes, provide attic stock only of CS-4.2 per Addendum #1. Installation of CS-4.2 is not required. Provide and install CS-04 sealer per schedule.

QUESTION #21

The project has 2 buildings at 2 different sites. The 830 address is for the M-16 Building. Is there an address for the M-1 Truck Wash?

ANSWER #21

Note that all work at the M-1 Maintenance Facility site has been removed from this contract per Addendum No. 1.

QUESTION #22

Please confirm cast-in logos will need to be purchased by the Buyer and then cast-in by the precaster.

ANSWER #22

Precast concrete wall panels shall include cast-in logo as indicated on 1/A-302 and 11/A-511.

QUESTION #23

Can you please distribute a sign up sheet from the pre-bid meeting that was held. Please add A.L.L. Masonry Construction Company, Inc. as bidding general contractor.

ANSWER #23

The minutes and sign-in sheet from the Optional Pre-Bid Meeting held on October 24th were included in Addendum No. 1.

QUESTION #24

On Plan Sheet M-104, Note 3 and Plan M1.M-120, Note 11, there is mention of stainless steel bird spikes, but there is no specification (Div. 108113) or manufacturer listed. Can Bird-X stainless steel bird spikes be used on this project?

ANSWER #24

See Section 012500 - Substitution Procedures. Discussions regarding approved equals and/or alternative products will be discussed at the appropriate time with the successful bidder awarded the contract.

QUESTION #25

There are two specification sections with no corresponding information on the drawings, 51093 – Sign Supports and 56516 – Drilled Shafts. Please provide information or delete sections as needed.

ANSWER #25

Extraneous specifications will not be deleted.

QUESTION #26

Details 3 through 6 on Drawing A-810 show spray fireproofing but there is no spec nor are there any locations that correspond with these details on the other drawings. Please clarify.

ANSWER #26

Details 3-6/A-810 are for typical locations requiring fireproofing. Project includes intumescent mastic fireproofing on steel columns and beams supporting the 1-hr concrete mezzanine. See notes on 1/CA-101, details on A-820, and spec 078123 for intumescent coating information.

QUESTION #27

Please confirm that the CLEANOUTS 12" (structure # S19, S20, S21, S22 drawing no. 15) have been changed to 8" DOWNSPOUT BOOTS (detail on drawing no. 174)

ANSWER #27

Drainage Structures S19, 20, 21 and 22 shall be per the Downspout Boot Detail shown in Detail 3 on Sheet 174.

QUESTION #28

What type of pipe is to be used for the 8" FIRE PROTECTION LINE (drawing no. 17)? Section 331000-Water Distribution list CLASS 52 DUCTILE IRON and C900 DR18 PVC. Is the type of pipe to be used for the fire protection line the contractor's choice?

ANSWER #28

The 8" fire protection line connecting from Thomas Drive to the Maintenance Facility shall be Ductile Iron Pipe, Class 52.

QUESTION #29

The drawing no. 19 lists an OIL and WATER SEPARATOR with a 500 gallon tank, while Section 462500-Oil and Water Sediment Waste Interceptors describes one with a 1,300 gallon tank and lists one with a 200 gallon tank. Please select the tank capacity (gallons) for the OWS that is to be included in the bid.

ANSWER #29

Provide an oil and water separator with a 1,300 gallon tank capacity.

QUESTION #30

The Sanitary Control Structure described in Section 333000-Sanitary Sewerage is different than the Oil and Water Separator described in Section 462500-Oil and Water Sediment Waste Interceptors and shown on drawing no.19. Please confirm that there is no Sanitary Control Structure on this project, only an Oil and Water Separator.

ANSWER #30

The proposed improvements at the M-16 Maintenance Facility only include an Oil and Water Separator, OWS-1 and not a Sanitary Control Structure.

QUESTION #31

Please confirm if Fire Alarm cabling is allowed to be installed free-air in bridge rings above 20ft. AFF in all interior building areas, or above a finished ceiling? If not, please confirm which areas require 100% conduit raceway protection.

ANSWER #31

Fire Alarm cabling is allowed to be installed above a finished ceiling. Refer to CONDUIT MATERIALS AND BOX TYPES SCHEDULE for other locations.

QUESTION #32

Please confirm if Data cabling is allowed to be installed free-air in bridge rings above 20ft. AFF in all interior building areas, or above a finished ceiling? If not, please confirm which areas require 100% conduit raceway protection.

ANSWER #32

Data cabling is allowed to be installed above a finished ceiling. Refer to CONDUIT MATERIALS AND BOX TYPES SCHEDULE for other locations.

QUESTION #33

Please confirm if Security cabling is allowed to be installed free-air in bridge rings above 20ft. AFF in all interior building areas, or above a finished ceiling? If not, please confirm which areas require 100% conduit raceway protection.

ANSWER #33

Security cabling is allowed to be installed above a finished ceiling. Refer to CONDUIT MATERIALS AND BOX TYPES SCHEDULE for other locations.

QUESTION #34

E-502: The conduit materials and box types schedule was removed in addendum #2. Is EMT conduit approved for installation above 20ft. AFF in all building areas that are not concealed by a ceiling? This would not include mechanical or electrical rooms.

ANSWER #34

Addendum Number 1's intention was to relocate the CONDUIT MATERIALS AND BOX TYPES SCHEDULE from E-502 to E-002. Please see CONDUIT MATERIALS AND BOX TYPES SCHEDULE provided as part of this addendum.

QUESTION #35

E-502: The conduit materials and box types schedule was removed in addendum #2. Is pvc-coated conduit still required to be installed below 20ft. AFF in the maintenance, truck parking, welding and storage areas?

ANSWER #35

Yes, refer to CONDUIT MATERIALS AND BOX TYPES SCHEDULE.

QUESTION #36

E-010: Please provide the Data & power/equipment requirements for the gate mentioned in keynote #11 and the panel/IT room the conduits originate from inside the building.

ANSWER #36

Provide conduits to location according to keynotes E and 11. Cabling and power shall not be required as part of the base contract scope. A contract change may be issued in the future to add cabling and power.

QUESTION #37

Spec. 260913 & 262713: Please provide a one-line drawing detailing the connection requirements for both the metering and the monitoring and control systems that includes any conduit and cable requirements.

ANSWER #37

Refer to Electrical Single Line Diagram, Mechanical System Interface Schedule, Mechanical Controls Diagram, and HVAC Direct Digital Control System specification for additional information pertaining to metering and monitoring. A comprehensive conduit diagram will not be supplied in the bid documents. Coordination drawings are required by the contractor as noted in the Raceways and boxes for Electrical Systems specification.

QUESTION #38

Spec. 262713: No equipment for the electricity metering by the utility company is shown on the drawings. Please provide the drawings and details for all equipment including conduit and cable requirements.

ANSWER #38

Refer to electrical single line diagram for utility meter shown on MSB-1.

QUESTION #39

On Sheet C-300 "Site Plan," what goes between the 10" PCC Pavement (Jointed) and the PCC Sidewalk 5" along the southeast side of the maintenance building? A curb? If so, please provide details for this curb.

ANSWER #39

Concrete curb, Type C is proposed for the area between the pavement and the sidewalk outside of the maintenance building. Additional notes and details have been added to Sheets C-300 and C-701 for clarification.

QUESTION #40

On updated Sheet C-500 Drainage Plan, S19 thru S22 are called out as "PROPOSED INLET" as per the LEGEND on the sheet whereas the STORM STRUCTURE SCHEDULE on the same sheet specifies these structures as "CLEANOUTS 12-Inch" and Question/Answer #21 in ADDENDUM No. 1 refers to "downspout detail on Sheet P-500 'Plumbing Details'." Please clarify.

ANSWER #40

Drainage Structures S19, 20, 21 and 22 shall be per the Downspout Boot Detail shown in Detail 3 on Sheet 174.

QUESTION #41

Please clarify the concrete slab over the proposed Oil and Water Separator structure (OWS-1). Sheet C-300 "Site Plan" and updated Sheet C-800 "Jointing Plan" show the proposed 10" PCC Pavement (Jointed) extending over the structure whereas Sheet No. C-540 "Utility Details" show reinforced concrete slab.

ANSWER #41

The OWS-1 slab shall be a reinforced slab with an expansion joint. The jointing plan shall not cross the OWS slabs or the underground fuel tank slabs.

QUESTION #42

Please provide dimensions (width and length) of the fuel island at the Fueling Station on Sheet C-300 "Site Plan" and Sheet No. FI-100 "Fuel Island Plan and Elevation."

ANSWER #42

Per Sheet FI-101, the foundation for the Fuel Island is 38 ft by 30 ft.

QUESTION #43

Please confirm that the proposed 10" PCC Pavement (Jointed) extends and serves as "slab" over the two proposed Underground Fuel Storage Tanks as shown on Sheet C-300 "Site Plan" and updated Sheet C-800 "Jointing Plan," with expansion joint around the "slab" as noted in the sheet and pavement joints every 15' (typ.) in the ~45' and ~30' long "slabs" matching the line of joints outside the "slabs" for crack control.

ANSWER #43

See response to Question #41

QUESTION #44

Addendum 1 has reissued updated Sheet C-800 "Jointing Plan" without the elevations at the pavement joint intersections shown in the original Sheet C-800. Please reissue this sheet with the elevations shown.

ANSWER #44

Sheet C-800 has been revised and is included in this Addendum showing the proposed pavement elevations.

QUESTION #45

For a section detail of the proposed 10" PCC Pavement (Jointed), Question/Answer #16 in Addendum 1 refers to IDOT Standard Drawing 420101-06 "24' Jointed PCC Pavement" as shown on Sheet G-002 "Index of Drawings" which also lists IDOT Highway Standard Drawing 420001-09 "Pavement Joints" (these drawings can be found in Volume 2). Please specify which joints shown on updated Sheet C-800 "Jointing Plan" are doweled, i.e., transverse contraction joint, and which joints are tied, i.e., longitudinal joint, in accordance these IDOT Highway Standard Drawings. There is significant cost difference between these two types of joints which also affect paving operations and productivity so the joints on Sheet C-800 need to be called out at the time of bid.

ANSWER #45

Transverse contraction joints will not be required. Use longitudinal joints in both directions.

QUESTION #46

The Special Provisions (S.P.) for Section 321300.01 "PCC Pavement" on page J-2092 in Vol. 7 specifies a dowel bar concrete cover rejection criterion of less than 4.0 inches. This Special Provision is an exact copy of other Tollway projects having PCC Pavement (Jointed) 12" or thicker. The proposed PCC Pavement (Jointed) in this contract is only 10" hence this criterion should be changed accordingly for the applicable thickness of pavement. Furthermore, the tolerance for dowel bar vertical tilt is 1.5" in the other criterion in the S.P. Hence, if the 1.5" diameter dowel bars are tilted upward at the allowable 1.5" from the theoretical level top of bar elevation of 4.25" from the surface of the 10" thick concrete pavement, the resulting allowable concrete cover should be 2.75" (4.25" minus 1.5").

ANSWER #46

Dowel bars shall be placed in the approximate center of the PCC pavement and shall follow the concrete pavement specifications. Dowel bars shall be #6 bars as shown in the details and should meet minimum cover requirements as specified.

QUESTION #47

Please confirm that the exterior concrete site work such as PCC pavement, sidewalk, curb and gutter, etc. are not included in the required 3-year Contractor and Manufacturer warranty for Section 033000 Cast-In-Place Concrete as specified in the Special Provisions for Warranty on page J-71 in Vol. 2.

ANSWER #47

The exterior concrete improvements are not included in the required 3-year warranty. The standard 1 year labor and workmanship warranty applies for the pavement, sidewalk, curb and gutter, etc. Refer to Standard Specifications for further information.

QUESTION #48

Please provide the IPG reference number to list on Forms B Certification and Disclosures.

ANSWER #48

Per Page N-1 of Volume I of the Contract Requirements, "it is highly recommended that vendors register on the Illinois Procurement Gateway at <https://ipg/vendorreg.com>"

QUESTION #49

Will the Tollway allow DBE / VOSB 2025 forms to be turned in after the bid by the apparent low bidder for this procurement?

ANSWER #49

Per CL-1RR of the Contract Requirements, as included with this Addendum, DBE and VOSB forms are required to be submitted with the bid.

QUESTION #50

We have contacted the Village of Bensenville and have been notified that they will assess permit fees for this project. Please confirm this cost is the responsibility of the contractor.

ANSWER #50

The only permit fees which will be required by the Contractor are those related to the water and sewer services.

QUESTION #51

Please confirm all spoils generated from the site shall be considered non-special waste.

ANSWER #51

All spoils shall be considered non-special waste and disposed of accordingly.

QUESTION #52

Previous addendum says form 663 was uploaded to the plan room, but I am unable to locate it. Please provide.

ANSWER #52

Form 663 is not on the Tollway's Online Plan Room, rather, it shall be provided to the successful bidder.

QUESTION #53

Please provide a detail of the fuel island concrete curbs and pavement.

ANSWER #53

Refer to Sheet FI-100, Detail #2 for applicable details and notes.

QUESTION #54

Addendum No. 1 Question #9 stated the removal of unsuitable material in the wetland area will be removed by others and stockpiled on site, but none of the Addendum addresses if this area will be backfilled by others. Will the wetland area be backfilled by others? What material will the area be backfilled with? What elevation will the area be backfilled to? Should bidders assume it will be backfilled to the approximate grades shown on C-100 issued in Addendum No. 1? If the Contractor is responsible, please advise what type of material the area is to be backfilled with. Also, please advise what the estimated quantity is so that all bidders carry the same amount.

ANSWER #54

See Answers #3, 13 and 17 for further information.

QUESTION #55

At the TEF-10 locations, Addendum #1 removed the CS-4.1 requirements from the Concrete Slab Schedule on A-930. Addendum #1 also added an Attic Stock Requirements schedule to A-930 and CS-4.1 is included on it. CS-4.1 is still included in spec section 096623, but bidding subs are saying the listed terrazzo manufacturers will have no testing on whether the CS-4.1 is compatible with their system or if they will warranty it if it replaces their own sealer. Is the manufacturer's sealer acceptable in lieu of CS-4.1? If so, should the same quantity be supplied for attic stock as what is listed for CS-4.1 on A-930?

ANSWER #55

CS-4.1 shall not be installed as part of this project. The specified CS-4.1 shall be supplied as attic stock.

All terrazzo shall be sealed according to NTMA's written recommendations. Sealer to be applied according to manufacturer's written instructions.

QUESTION #56

Is the Contractor required to submit financial disclosure if they are submitting Form B?

ANSWER #56

Yes.

End of Plan Holders Questions and Responses

Documents Required with the Bid

Bidder should use this checklist to ensure that all required documents are completed and included with its bid.

Required Documents	Reference Volume I	Comments and Important Information	Included with Bid ✓
Forms A (22 pages) or Forms B (3 or more pages)	Section N	Forms A or Forms B must be submitted with the bid or the bid will be considered non-responsive. If a Joint Venture, must be submitted for each Joint Venture Partner	
Disadvantaged Business Enterprise <ul style="list-style-type: none"> • DBE 2026-Utilization Plan • DBE 2025 (s) • DBE 2023 if needed 	Section I #27 DBE Special Provision	Required for all solicitations with DBE goals. The DBE 2025 form should be submitted with the bid. See DBE Special Provision for additional information. If goal is 0% the forms are not required.	
Veteran Small Business Participation and Utilization <ul style="list-style-type: none"> • VOSB 2026-Utilization Plan • VOSB 2025 (s) • VOSB 2023 if needed 	Section I #28 VOSB Special Provision	Required for all solicitations with Veteran goals. The VOSB 2025 form should be submitted with the bid. See Veterans Special Provision for additional information. If goal is 0% the form is not required.	
Equal Employment Opportunity EEO 1256	Section I #29 & EEO Special Provision	Required for all solicitations with Equal Employment Opportunity goals.	
Optional Bid Credit Incentive Program Certificates	Section I #30 Bid Credit Incentive Programs Special Provision	If Bid Credit is utilized, Bid Credit Certificates are required in bid submittal See Bid Credit Incentive Programs Special Provision for additional information	
Page P-1 with Addendum noted, Page P-2 with Bid Guaranty completed, Page P-3 completed with signatures, P-4	Section I-#4 P-Pages	Fill in all available pay item prices with values of \$0.01 or greater.	

Bid Bond, Signature and Corporate Seal	Page 2 and 3 of the "P" Pages	If a Joint Venture, Bid Bond must be in the name of the Joint Venture. Signature and Corporate Seal page (last) must be submitted for each Joint Venture Partner.	
Preferences, Contacts and Affidavit	Section R	If a Joint Venture, must be submitted for each Joint Venture Partner.	
IDOT Certificate of Eligibility (If required—See Page A-1)	A-1 & Section I #9	If a Joint Venture, required from each Joint Venture Partner (If required)	
Non-Collusion Affidavit	Page R-4	If a Joint Venture, must be submitted for each Joint Venture Partner	
Tollway Standard Terms & Conditions	Section TC	If a Joint Venture, must be submitted for each Joint Venture Partner	
Plant and Equipment Questionnaire and Current Contractual Obligations	Section I #9 & Section S	If a Joint Venture, submit for each Joint Venture partner.	
Responsible Bidder Affidavit PA-1 signed and Notary Seal	Section I #37	If a Joint Venture, must be submitted for each Joint Venture Partner	

The Following Will Be Verified by the Tollway for the Low Apparent Bidder

Tollway to Transact Business in Illinois - Secretary of State Certificate of Good Standing	Section I #10	If a Joint Venture, will be verified for each Joint Venture Partner.
Illinois Dept. of Human Rights	Section I #9 & #26	If a Joint Venture, will be verified for each Joint Venture Partner
State Board of Elections	Section I #25	If a Joint Venture, will be verified for each Joint Venture Partner

Documents Required from Lowest Responsive/Responsible Bidder Upon Request from the Tollway

(Notice of Intent e-mail will be sent requesting these items)

Agreement	Section T	If a Joint Venture, must be signed by both Joint Venture Partners
Performance Bond	Section U	If a Joint Venture, must be executed by both Joint Venture Partners
Payment Bond	Section V	If a Joint Venture, must be executed by both Joint Venture Partners
Insurance	Section I #17	If a Joint Venture insurance must be in the name of both Joint Venture Partners
Evidence of Tollway of company representatives to execute the contract, such as Board of Directors' Minutes, or a resolution authorizing officers of the firm to execute the contract documents		
Certificates showing authorization to do business in Illinois if your firm is not an Illinois corporation.		
Any supplemental financial or experience information if requested by the Illinois Tollway.		
A completed Signature Tollway Form designating any and all individuals to execute on behalf of the company any and all contract modifications or documentation		
If a Joint Venture, a copy of the executed Joint Venture Agreement between all partners that identifies the Managing Partner. Unless specifically directed otherwise in writing by the joint venture, the Managing Partner's FEIN will be used for payment and tax purposes		
A completed W-9 form if this is the first time the company is conducting business with the Tollway as a Prime Contractor. Please refer to the following link for the most current IRS W-9 form: http://www.irs.gov/pub/irs-pdf/fw9.pdf		
A copy of your IRS Assignment/Acceptance Letter if this is the first time the company is conducting business with the Tollway as a Prime Contractor, or if it has been a long time since you have done work with the Tollway and have never provided the document.		
As applicable to the Contract, Proof of Certification from each firm listed on DBE Form(s) 2025 and or VOSB Form(s) 2025. Please refer to the Special Provision for Disadvantaged Business Enterprise Participation and the Veteran Small Business Participation and Utilization Plan for a list of Certifying Agencies accepted by the Tollway. Proof of Certification includes Original letter of Certification, Certification Certificate, or the company listing in the Certifying Agency's database.		

**ADDENDUM No. 2
TO
CONTRACT REQUIREMENTS
FOR CONTRACT RR-19-4489
ILLINOIS STATE TOLL HIGHWAY AUTHORITY**

Date: November 18, 2019

For which proposals will be received by the Illinois State Toll Highway Authority at its offices at 2700 Ogden Avenue, Downers Grove, Illinois 60515, until 10:30 AM local time December 5, 2019.

NOTICE TO REVISIONS TO CONTRACT

NOTES:

1. Revised Advertisement page A-1RR accompanies this Addendum and must be inserted into the Contract Proposal by the Bidder.
2. Revised Schedule of Prices page P-1RR accompany this Addendum and must be inserted into the Contract Proposal by the Bidder.

CHANGES TO THE CONTRACT REQUIREMENTS

CHANGES TO THE ADVERTISEMENT FOR SEALED BID

Change No. 1

Contract Requirements, Volume I, Advertisement, replace page A-1R with page A-1RR (attached).

This replacement contains the following revisions:

- 1.1 Bid time has been extended from November 19th to December 5th, 2019.
- 1.2 Question period has been extended from November 1st to November 21st, 2019.

Change No. 2

Contract Requirements, Volume I, Proposal, Replace Page P-1R with page P-1RR (attached).

This replacement contains the following revisions:

- 2.1 Bid time has been extended from November 19th to December 5th, 2019.

END OF ADDENDUM CHANGES

THE ILLINOIS STATE TOLL HIGHWAY AUTHORITY

ADVERTISEMENT FOR SEALED BIDS

Bid Schedule and information for

CONTRACT NO: RR-19-4489

Sealed Bids for the above numbered Contract as described below will be received by the Illinois Tollway at its offices, at 2700 Ogden Avenue, Downers Grove, Illinois 60515, until 10:30:00 a.m., local time, December 5, 2019, at which time the Bids will be opened and the bids read aloud.

An **optional pre-bid meeting** is scheduled for October 24, 2019 at the Central Administration Building in Downers Grove, at 2700 Ogden Avenue. The meeting will be held in Conference Room CONFERENCE ROOM 175 at 1:00 PM.

The work to be done under this Contract shall be started on or about February 27, 2020. All work under this Contract shall be completed by October 1, 2021.

The work under this Contract shall consist of: The work under this Contract shall consist of: Construction of maintenance facility building, truck wash, salt barn and fueling facility, grading, pavement construction, site work, erosion control measures, landscaping, drainage improvements, installation of permanent pavement markings, and lighting improvements. The work under this Contract is to be performed on: Elgin O'Hare Western Access (IL-390) at 830 Thomas Drive, Bensenville, Cook County, Illinois.

The work under this Contract is to be performed on: M16 I-390 AT MILE POST 16.6.

Bidders must demonstrate experience and competence with project of similar or greater complexity, size and cost by submitting completed Standard Form AIA Document A305; or be pre-qualified by the Capital Development Board (CDB); or Illinois Department of Transportation (IDOT) and submit with the bid the appropriate "Certification of Eligibility" as issued by IDOT and either IDOT's "Affidavit of Availability" or ISTHA's "Current Contractual Obligation".

Joint Ventures shall be limited to no more than three individually pre-qualified members.

Bidders are also required to be registered, or submit evidence of application, with the Illinois Department of Human Rights (IDHR). **There are NO EXCEPTIONS.**

Please note that written or oral communications received by the Illinois Tollway in connection with this solicitation may be required to be reported to the Procurement Policy Board as required by law. This provision is not intended to prohibit communications with State employees regarding a procurement matter, but rather only requires reporting of those communications when they occur.

All bids must be on forms prescribed by the Illinois Tollway and must comply with the terms and conditions set forth in the Contract Documents. Copies of the plans, special provisions, bid forms and other Contract Documents for this Contract are available from BHF Digital Imaging and can be viewed and/or ordered for purchase by visiting the On-line Plan Room via www.illinoistollwaybidding.com. Copies of the current Illinois Tollway Supplemental Specifications to the Illinois Department of Transportation Standard Specifications for Road and Bridge Construction can be purchased directly from BHF Digital Imaging. The current Illinois Tollway Supplemental Specifications may also be viewed in the 'Doing Business' section on the Tollway website. Current Illinois Department of Transportation Standard Specifications for Road and Bridge Construction, Supplemental Specifications and Recurring Special Provisions can be viewed and purchased from the Illinois Department of Transportation website. Electronic copies of the contract documents are also available on compact disk (CD) from BHF Digital Imaging. Copies are in a portable document format (PDF). **Bidders with questions or in need of assistance in purchasing Contract Documents are to contact a BHF Digital Imaging, Customer Service Representative at 630-393-0777, ask for the Plan Room.**

Questions pertaining to the intent of the Contract Documents may be sent to the Illinois Tollway, attention WDoyle@getipass.com, to be received no later than 2:00 p.m. local time on November 21, 2019.

A completed Questionnaire and a statement of Current Contractual Obligations on forms supplied by the Illinois Tollway will be required from the apparent low Bidder once the apparent low Bidder is determined. Each Bid must be accompanied by a Bid Guaranty in the amount of five (5%) per cent of the total amount shown in the Bid for the Contract. The Bid Guaranty shall be in the form of an acceptable bid bond or a bank draft, certified check or cashier's check drawn on a solvent bank made payable to the Illinois State Toll Highway Authority. **Earned BID CREDITS are NOT applicable for Contract RR-19-4489.**

Award of the above Contract, if any award be made, will be to the lowest responsive and responsible Bidder or Bidders. The Illinois Tollway reserves the right to reject any and all Bids, to waive technicalities, or cancel the solicitation.

COPIES OF PLANS, SPECIAL PROVISIONS, BID FORMS, CONTRACT DOCUMENTS, STANDARD SPECIFICATIONS AND SUPPLEMENTAL SPECIFICATIONS ARE NOT AVAILABLE AT THE TOLLWAY CENTRAL ADMINISTRATION BUILDING.

DATE: **October 4, 2019**

THE ILLINOIS STATE TOLL HIGHWAY AUTHORITY

BID

CONTRACT NO. RR-19-4489

Bids will be received by The Illinois State Toll Highway Authority at its offices, 2700 Ogden Avenue, Downers Grove, Illinois, 60515 until 10:30:00 a.m., local time, December 5, 2019 and immediately thereafter publicly opened and read aloud.

TO THE CHAIRMAN OF THE ILLINOIS STATE TOLL HIGHWAY AUTHORITY:

The undersigned hereby proposes to perform: The work under this Contract shall consist of: Construction of maintenance facility building, truck wash, salt barn and fueling facility, grading, pavement construction, site work, erosion control measures, landscaping, drainage improvements, installation of permanent pavement markings, and lighting improvements. The work under this Contract is to be performed on: Elgin O'Hare Western Access (IL-390) at 830 Thomas Drive, Bensenville, Cook County, Illinois.

The services will be performed within the: M16 I-390 at Mile Post 16.6

The undersigned declares that the Advertisement for Sealed Bids, Instructions to Bidders, this Bid Form, IDOT Standard Specifications, Tollway Supplemental Specifications, Special Provisions, Plans, Addenda to the foregoing (if any), form of Agreement, forms of Contract Bonds, and other exhibits (if any), on file at the office of The Illinois State Toll Highway Authority have been carefully examined, and that the undersigned has inspected in detail the site of the proposed Work, and familiarized itself with all of the conditions affecting the Contract, and that has satisfied itself as to The Work to be done and the conditions under which it must be carried out, and understands that in submitting this Bid waives all rights to plead any misunderstanding regarding the same.

The undersigned hereby tenders this Bid to construct and complete said Work in accordance with the Plans, IDOT Standard Specifications, Tollway Supplemental Specifications (if any), and the accompanying Special Provisions now on file in the office of The Illinois State Toll Highway Authority, and the following addenda issued thereto:

Addendum No. _____ Date _____

Addendum No. _____ Date _____

Addendum No. _____ Date _____

Addendum No. _____ Date _____

The undersigned further agrees to furnish all necessary transportation, machinery, equipment, tools, labor and other means of construction; and to do all the work and to furnish all of the materials specified in the Contract in the manner and at the times prescribed under the supervision and direction of the Authority or its authorized representatives, for the lump sums and unit prices quoted in the following Schedule of Prices:

**ADDENDUM No. 1
TO
CONTRACT REQUIREMENTS
FOR CONTRACT RR-19-4489
ILLINOIS STATE TOLL HIGHWAY AUTHORITY**

Date: November 8, 2019

For which proposals will be received by the Illinois State Toll Highway Authority at its offices at 2700 Ogden Avenue, Downers Grove, Illinois 60515, until 10:30 AM local time November 19, 2019.

NOTICE TO REVISIONS TO CONTRACT

NOTES:

1. Revised Advertisement page A-1R accompanies this Addendum and must be inserted into the Contract Proposal by the Bidder.
2. The following revised pages to the Contract Requirements are included with this Addendum and must be inserted into the Contract Proposal by the Bidder: CL-1R thru CL-3R
3. Revised Schedule of Prices pages, P-1R and P-5R through P-6R accompany this Addendum and must be inserted into the Contract Proposal by the Bidder.
4. The following revised Special Provision pages are included with this Addendum: iR, iiR, vR, viR, J-1R, J-12R thru J-16R, J-17R thru J-18R, J-20R thru J-21R, J-22R, J-649R thru J-651R, J-655R thru J-656R, J-658R, J-924R, J-943R thru J-953R.
5. The following new Special Provision pages are included with this Addendum: J-69A, J-1094A thru J-1094V.
6. The following revised Contract Drawings are included with this Addendum:

Volume I - Drawings 1, 2, 6, 7, 8, 11, 14, 15, 17, 20, 25, 32, 33, 34, 35, 36, 40, 42, 43, 44, 48, 51, 53, 54, 55, 56, 58, 59, 62, 63, 65, 66, 67, 68, 70, 74, 81, 89, 93, 94, 95, 96, 97, 102, 104, 106, 113, 120, 121, 122, 130, 142, 150, 163, 171, 172, 173, 175, 177, 180, 181, 184, 185, 186, 187, 189, 190, 191, 192, 193, 194, 201, 202, 203, 204, 205, 207, 209, 210, 219, 220, 222, 223, 224, 225, 226, 227, 229, 230, 231, 278, 279.
7. Responses to Request for Information received from the Plan Holders are included in this Addendum.
8. The minutes and sign-in sheet from the Optional Pre-Bid Meeting held on October 24, 2019 are included in this Addendum.

CHANGES TO THE CONTRACT REQUIREMENTS

CHANGES TO THE ADVERTISEMENT FOR SEALED BID

Change No. 1

Contract Requirements, Volume I, Replace Pages CL-1 thru CL-3 with pages CL-1R thru CL-3R (attached).

This replacement contains the following revisions:

- 1.1 DBE 2025 are now required at the time of Bid.
- 1.2 VOSB 2025 are now required at the time of Bid.
- 1.3 Equal Employment Opportunity goals are now required at the time of Bid.
- 1.4 Plant and Equipment Questionnaire and Current Contractual Obligations.
- 1.5 Responsible Bidder Affidavit PA-1 signed and Notary Seal.

Change No. 2

Contract Requirements, Volume I, Advertisement, replace page A-1 with page A-1R (attached).

This replacement contains the following revisions:

- 2.1 Removed references to M-1 site as construction of the truck wash has been removed from the scope of work

Change No. 3

Contract Requirements, Volume I, Proposal, Replace Pages P-1 with page P-1R (attached).

This replacement contains the following revisions:

- 3.1 Removed references to M-1 site as construction of the truck wash has been removed from the scope of work

CHANGES TO THE SCHEDULE OF PRICES

<u>SUMMARY OF REVISIONS TO PAY ITEMS QUANTITIES</u>						
SP PROV *	PAY ITEM NO.	DESCRIPTION	UNIT	ORIGINAL QUANTITY	CHANGE	NEW QUANTITY
*	JT154118	ALLOWANCE FOR UNFORESEEN CONDITIONS	UNIT	260,000	450,000	710,000
*	JT154180	ALLOWANCE FOR MAINTENANCE OF EXISTING ENGINEER'S FIELD OFFICE	UNIT	0	100,000	100,000
	99NEG46	LIQUIDATED DAMAGES FOR NON-COMPLETION PER S.P. 105.1.3	CAL DAY	2,000	-2,000	0

*Denotes Special Provision

Change No. 4

Contract Requirements, Volume I, Proposal, Replace Pages P-5 thru P-6 with Page P-5R thru P-6R (attached).

This replacement contains the following information:

- 4.1 Added a Contract Allowance for maintaining an existing engineer's field office.
- 4.2 Increased the Allowance for Unforeseen Conditions.
- 4.3 Removed Liquidated Damages for Non-Completion per S.P. 105.1.3 per removal of S.P. 103.3.
- 4.4. Removed references to M-1 site as construction of the truck wash at M-1 has been removed from the scope of work.

CHANGES TO THE CONTRACT SPECIAL PROVISIONS

Change No. 5

Contract Requirements, Volume II, Table of Contents, Replace Pages i thru ii, v and vi with Pages iR thru iiR, vR and viR (attached).

This replacement contains the following information:

- 5.1 Updated page numbering.

Change No. 6

Contract Requirements, Volume II, SP 101 Location and Scope of Work, Replace Page J-1 with Page J-1R (attached).

This replacement contains the following information:

- 6.1 Removed reference to M-1 Maintenance Facility work as construction of the truck wash at M-1 site has been removed from scope of work.

Change No. 7

Contract Requirements, Volume II, SP 102 Index of Drawings, Replace Pages J-12 thru J-16 with Pages J-12R thru J-16R (attached).

This replacement contains the following information:

- 7.1 Removed sheets for the M-1 Maintenance Facility work as construction of the truck wash at M-1 site has been removed from scope of work.

Change No. 8

Contract Requirements, Volume II, SP 103 Contract Completion Date, Substantial and Interim Completion Dates, Replace Page J-17 with Page J-17R (attached).

This replacement contains the following information:

- 8.1 Removed Interim Completion Date for M-1 Maintenance Facility work as construction of the truck wash at M-1 site has been removed from scope of work.

Change No. 9

Contract Requirements, Volume II, SP 105 Liquidated Damages for Delay(s) and Incentive Plan(s), Replace Page J-18 with Page J-18R (attached).

This replacement contains the following information:

9.1 Removed Liquidated Damages for Non-Completion Per S.P. 103.3 for M-1 Maintenance Facility work as construction of the truck wash at M-1 site has been removed from scope of work.

Change No. 10

Contract Requirements, Volume II, SP 106 Cooperation with Utilities and Others, Replace Page J-20 with Page J-20R (attached).

This replacement contains the following information:

10.1 Removed coordination with the Village of Alsip as construction of the truck wash at M-1 site work has been removed from scope of work.

Change No. 11

Contract Requirements, Volume II, SP 106 Cooperation with Utilities and Others, Replace Page J-21 with Page J-21R (attached).

This replacement contains the following information:

11.1 Removed coordination with the Village of Alsip as construction of the truck wash at M-1 site has been removed from scope of work.

Change No. 12

Contract Requirements, Volume II, SP 106 Cooperation with Utilities and Others, Replace Page J-22 with Page J-22R (attached).

This replacement contains the following information:

12.1 Removed notes on contractor access to M-1 site as construction of the truck wash at M-1 site has been removed from scope of work.

Change No. 13

Contract Requirements, Volume II, Contract Allowance for Allowance for Maintenance of Existing Engineer's Field Office, Add Page J-69A (attached).

This replacement page contains the following information:

13.1 Added a Contract Allowance for maintaining an existing engineer's field office, JT154180

Change No. 14

Contract Requirements, Volume III, Section 083313, Replace Pages J-649 thru J-651 with Pages J-649R thru J-651R (attached).

This replacement contains the following information:

14.1 Clarification that the basis of design product is Cornell Cookson AlarmGard Tube Motor with auto-test, auto reset, battery backup, and hand crank for emergency operation.

Change No. 15

Contract Requirements, Volume III, Section 083323, Replace Pages J-655 thru J-656 with Pages J-655R thru J-656R (attached).

This replacement contains the following information:

15.1 Clarification that the basis of design product is Cornell Cookson AlarmGard Plus with auto-test, auto reset, battery backup, and chain for emergency operation.

Change No. 16

Contract Requirements, Volume III, Section 083323, Replace Pages J-658 with Pages J-658R (attached).

This replacement contains the following information:

16.1 Clarification that the basis of design product is Cornell Cookson AlarmGard Plus with auto-test, auto reset, battery backup, and chain for emergency operation.

Change No. 17

Contract Requirements, Volume IV, Section 111114, Replace Pages J-924 with Pages J-924R (attached).

This replacement contains the following information:

17.1 Added hose with stainless steel reel (HR-2) for M16 wash bay area.

Change No. 18

Contract Requirements, Volume IV, Section 111126, Replace Pages J-943 thru J-953 with Pages J-943R thru J-953R (attached).

This replacement contains the following information:

18.1 Update to the vehicle washing specification to remove systems that apply to the M1 Truck Wash and clarify equipment for M16 wash bay including under chassis spray with self-serve pressure washer and foaming brush system.

Change No. 19

Contract Requirements, Volume IV, New Section 213113, add new pages J-1094A thru J-1094H (attached).

This replacement contains the following information:

19.1 Add the following special provision for fire protection pumps.

Change No. 20

Contract Requirements, Volume IV, New Section 213400, add new pages J-1094I thru J-1094L (attached).

This replacement contains the following information:

20.1 Add the following special provision for fire protection pumps.

Change No. 21

Contract Requirements, Volume IV, New Section 213900, add new pages J-1094M thru J-1094V (attached).

This replacement contains the following information:

21.1 Add the following special provision for fire protection pumps.

CHANGES TO THE CONTRACT PLANS

Change No. 22

Contract Plans, Drawing 1 (attached)
Volume I Cover Sheet

This drawing contains the following revision:

22.1 Removed references to M-1 site as the construction of the truck wash at M-1 site has been removed from scope of work.

Change No. 23

Contract Plans, Drawing 2 (attached)
Volume I Index of Drawings

This drawing contains the following revision:

23.1 Removed references to Volume II as the construction of the truck wash at M-1 site has been removed from scope of work.

Change No. 24

Contract Plans, Drawing 6 (attached)
CA-101 - CODE ANALYSIS PLANS

This drawing contains the following revision:

24.1 Exit signs added to coordinate with electrical plans.

Change No. 25

Contract Plans, Drawing 7 (attached)
CA-102 - CODE ANALYSIS PLANS

This drawing contains the following revision:

25.1 Exit signs added to coordinate with electrical plans.

Change No. 26

Contract Plans, Drawing 8 (attached)
Volume I General Notes

This drawing contains the following revision:

26.1 Added a Contract Allowance for maintaining an existing engineer's field office.
26.2 Increased the Allowance for Unforeseen Conditions.

Change No. 27

Contract Plans, Drawing 11 (attached)
Volume I Existing Conditions Plan

This drawing contains the following revision:

27.1 Updated existing contours to display the contour elevations.

Change No. 28

Contract Plans, Drawing 14 (attached)
Volume I Grading Plan

This drawing contains the following revision:

- 28.1 Removed catch basin S-17 from site.
- 28.2 Removed pipes tying in to catch basin S-17 and added new pipe between catch basin S-16 and S-18.
- 28.3 Changed grading in area related to former catch basin S-17 to drain to catch basins S-16 and S-18.
- 28.4 Changed elevations on South side of building from 671.25' to 671.50'.

Change No. 29

Contract Plans, Drawing 15 (attached)
Volume I Drainage Plan

This drawing contains the following revision:

- 29.1 Removed catch basin S-17 from site and changed grading in related area to drain to catch basins S-16 and S-18.
- 29.2 Edited slope on pipe between catch basin S-1 and S-16.
- 29.3 Removed pipes tying in to catch basin S-17 and added new pipe between catch basin S-16 and S-18.
- 29.4 Removed S-17 from Storm Structure Schedule and edited invert information on structures S-1, S-2, S-16 and S-18.
- 29.5 Changed catch basin S-18 to high capacity lid (V5622).

Change No. 30

Contract Plans, Drawing 17 (attached)
Volume I Utility Plan

This drawing contains the following revision:

- 30.1 Removed catch basin S-17 from site.
- 30.2 Removed pipes tying in to catch basin S-17 and added new pipe between catch basin S-16 and S-18.

Change No. 31

Contract Plans, Drawing 20 (attached)
Volume I Erosion Control Plan

This drawing contains the following revision:

- 31.1 Removed catch basin S-17 from site and changed grading in related area to drain to catch basins S-16 and S-18.
- 31.2 Removed fabric inlet protection cover from former catch basin S-17.

Change No. 32

Contract Plans, Drawing 25 (attached)
Volume I Jointing Plan

This drawing contains the following revision:

- 32.1 Changed elevations on South side of building from 671.25' to 671.50'.
- 32.2 Removed catch basin S-17 from site and changed grading in related area to drain to catch basins S-16 and S-18.

Change No. 33

Contract Plans, Drawing 32 (attached)
A-101 - FLOOR PLAN - TRUCK PARKING EAST

This drawing contains the following revision:

- 33.1 Truck wash bay equipment updated.
- 33.2 Keynote RFS-16 added to plan.

Change No. 34

Contract Plans, Drawing 33 (attached)
A-102 - FLOOR PLAN - TRUCK PARKING WEST

This drawing contains the following revision:

- 34.1 Keynote PT-10 and RF-16 added to plans.
- 34.2 OHD note removed from plans.

Change No. 35

Contract Plans, Drawing 34 (attached)
A-103 - FLOOR PLANS - TRUCK MAINTENANCE BAYS

This drawing contains the following revision:

- 35.1 Wire mesh fence enclosure (2) size revised.

Change No. 36

Contract Plans, Drawing 35 (attached)
A-104 - FLOOR PLANS - SUPPORT AREA

This drawing contains the following revision:

- 36.1 Elevation references added to enlarged plan 2.
- 36.2 ADA clearances added to enlarged plan 3.
- 36.3 Equipment pads added in Mech Room 138 for fire pump and jockey.

Change No. 37

Contract Plans, Drawing 36 (attached)
A-110 - FLOOR PLAN - SALT DOME

This drawing contains the following revision:

- 37.1 Concrete finish and sealer note added.
- 37.2 Concrete wall note clarified.
- 37.3 Plunger rod holes notes added.

Change No. 38

Contract Plans, Drawing 40 (attached)
A-121 - ROOF PLAN - SUPPORT AREA

This drawing contains the following revision:

- 38.1 Keynotes ES-10 and RFS-10 added to keynote legend.
- 38.2 Overflow drain note added to roof plan.

Change No. 39

Contract Plans, Drawing 42 (attached)
A-201 - REFLECTED CEILING PLAN - MAINTENANCE BUILDING

This drawing contains the following revision:

39.1 Notes added to clarify WAC-10 locations.

Change No. 40

Contract Plans, Drawing 43 (attached)
A-202 - MEZZANINE REFLECTED CEILING PLAN - MAINTENANCE BUILDING

This drawing contains the following revision:

40.1 Ceiling fan note updated.
40.2 Skylight dimensions updated.

Change No. 41

Contract Plans, Drawing 44 (attached)
A-203 - REFLECTED CEILING PLAN - SUPPORT AREA

This drawing contains the following revision:

41.1 Steel strut support note and detail reference added.
41.2 Mech equipment notes added for clarity.
41.3 General notes added for sprinkler and occupancy sensor locations.
41.4 Section detail references added.
41.5 North arrow added

Change No. 42

Contract Plans, Drawing 48 (attached)
A-310 - BUILDING SECTIONS - MAINTENANCE BUILDING

This drawing contains the following revision:

42.1 Dimension added to Wash Bay Section 1.

Change No. 43

Contract Plans, Drawing 51 (attached)
A-314 - BUILDING SECTIONS - SALT DOME

This drawing contains the following revision:

43.1 Keynote SD-02 added to sections.

Change No. 44

Contract Plans, Drawing 53 (attached)
A-402 - WALL SECTIONS - MAINTENANCE BUILDING

This drawing contains the following revision:

44.1 Wall section 10 updated to show bond beams.
44.2 Keynote RL-30 added to wall section 10.
44.3 Detail reference added to wall section 2.

Change No. 45

Contract Plans, Drawing 54 (attached)
A-510 - EXTERIOR DETAILS

This drawing contains the following revision:
45.1 Skylight details 12 and 13 updated for clarity.

Change No. 46

Contract Plans, Drawing 55 (attached)
A-511 - EXTERIOR DETAILS

This drawing contains the following revision:
46.1 Detail names updated for clarity.

Change No. 47

Contract Plans, Drawing 56 (attached)
A-512 - EXTERIOR DETAILS

This drawing contains the following revision:
47.1 Parapet detail 7 updated.
47.2 New parapet detail 8 added.

Change No. 48

Contract Plans, Drawing 58 (attached)
A-600 - INTERIOR ELEVATIONS

This drawing contains the following revision:
48.1 Vestibule elevations added.
48.2 Incorrect detail reference removed from elevation 17.

Change No. 49

Contract Plans, Drawing 59 (attached)
A-601 - INTERIOR ELEVATIONS

This drawing contains the following revision:
49.1 Detail reference added to Mother's Room elevation 18.

Change No. 50

Contract Plans, Drawing 62 (attached)
A-630 - OVERALL FURNITURE, FIXTURES & EQUIPMENT PLAN - MAINTENANCE
BUILDING

This drawing contains the following revision:
50.1 AH-1 tag added to plan.

Change No. 51

Contract Plans, Drawing 63 (attached)
A-631 - FURNITURE, FIXTURES & EQUIPMENT PLANS - MAINTENANCE BUILDING

This drawing contains the following revision:
51.1 Truck Wash Bay FFE plan updated.

- 51.2 Truck Wash Bay interior elevation added.
- 51.3 Truck Wash equipment schedule updated.
- 51.4 Welding area equipment schedule updated.

Change No. 52

Contract Plans, Drawing 65 (attached)
A-633 - EQUIPMENT PLAN -TRUCK MAINTENANCE BAYS

This drawing contains the following revision:

- 52.1 Equipment tags SL-1 and ECR-1 added to plan.

Change No. 53

Contract Plans, Drawing 66 (attached)
A-634 - BUILDING SECTIONS - TRUCK MAINTENANCE BAYS

This drawing contains the following revision:

- 53.1 Note removed.
- 53.2 Dimension added for clarity.

Change No. 54

Contract Plans, Drawing 67 (attached)
A-640 - EQUIPMENT & FURNITURE SCHEDULE

This drawing contains the following revision:

- 54.1 ST-3 description updated to include 2 additional lock cylinders.

Change No. 55

Contract Plans, Drawing 68 (attached)
A-650 - EQUIPMENT DETAILS

This drawing contains the following revision:

- 55.1 Under chassis spray trench detail added.

Change No. 56

Contract Plans, Drawing 70 (attached)
A-710 - STAIR DETAILS

This drawing contains the following revision:

- 56.1 PT-81 and PT-82 keynotes added to details.

Change No. 57

Contract Plans, Drawing 74 (attached)
A-821 - INTERIOR DETAILS

This drawing contains the following revision:

- 57.1 Detail names updated for clarity.

Change No. 58

Contract Plans, Drawing 81 (attached)
A-930 - FINISH SCHEDULE & TERRAZZO DIVIDER STRIP PLAN

This drawing contains the following revision:

- 58.1 Concrete slab schedule updated.
- 58.2 Attic stock requirements added.
- 58.3 CS-05 general note updated for clarity.

Change No. 59

Contract Plans, Drawing 89 (attached)
S-004 – LOADING CRITERIA AND DIAGRAMS – SALT DOME

This drawing contains the following revision:

- 59.1 – Revised Slab-on-grade design load.

Change No. 60

Contract Plans, Drawing 93 (attached)
S-101 - ENLARGED FOUNDATION PLAN - TRUCK PARKING WEST

This drawing contains the following revision:

- 60.1 – Revised section detail at the door.

Change No. 61

Contract Plans, Drawing 94 (attached)
S-102 - ENLARGED FOUNDATION PLAN - TRUCK PARKING EAST

This drawing contains the following revision:

- 61.1 – Revised section detail at the door.
- 61.2 – Added under chassis spray callout in the plan.

Change No. 62

Contract Plans, Drawing 95 (attached)
S-103 - ENLARGED FOUNDATION PLANS - MAINTENANCE AND SUPPORT AREA

This drawing contains the following revision:

- 62.1 – Revised section detail at the door.

Change No. 63

Contract Plans, Drawing 96 (attached)
S-104 - ENLARGED FOUNDATION PLAN AND DETAILS - SALT DOME

This drawing contains the following revision:

- 63.1 – Revised sheet notes.

Change No. 64

Contract Plans, Drawing 97 (attached)
S-105 - ENLARGED FOUNDATION PLAN AND DETAILS - MATERIAL STORAGE

This drawing contains the following revision:

- 64.1 – Added footing dimensions.

Change No. 65

Contract Plans, Drawing 102 (attached)
S-123 - ENLARGED ROOF FRAMING PLANS - MAINTENANCE AND SUPPORT AREA

This drawing contains the following revision:
65.1 – Added dimensions to the roof framing plan.

Change No. 66

Contract Plans, Drawing 104 (attached)
S-300 - FOUNDATION SCHEDULES, SECTIONS AND DETAILS

This drawing contains the following revision:
66.1 – Revised detail name for 9/S-300.
66.2 – Added detail 16/S-300 for bollard above building foundation.

Change No. 67

Contract Plans, Drawing 106 (attached)
S-302 - FOUNDATION SECTIONS AND DETAILS

This drawing contains the following revision:
67.1 – Revised details 10 and 11 for concrete edge notch at under chassis spray.

Change No. 68

Contract Plans, Drawing 113 (attached)
S-600 – MASONRY DETAILS

This drawing contains the following revision:
68.1 – Added missing graphical elements to the detail 10/S-600.

Change No. 69

Contract Plans, Drawing 120 (attached)
M-103 – PARTIAL PLAN - TRUCK PARKING EAST

This drawing contains the following revision:
69.1 – Added tag to vacuum pump VP-3.
69.2 – Added requirement for stainless steel ductwork, fasteners, and dampers for ductwork in truck wash area.
69.3 – Added note to provide water resistant cover for wash bay thermostats.

Change No. 70

Contract Plans, Drawing 121 (attached)
M-104 – PARTIAL PLAN - TRUCK PARKING WEST

This drawing contains the following revision:
70.1 – Duct risers from MAU-1 and MAU-2 relabeled for correct unit on roof.

Change No. 71

Contract Plans, Drawing 122 (attached)
M-105 – PARTIAL PLAN - MEZZANINE & MAINT. SUPPORT

This drawing contains the following revision:
71.1 – Added tag to supply fan SF-1
71.2 – Removed fire damper from SF-1 inlet.

Change No. 72

Contract Plans, Drawing 130 (attached)
M-400 – ENLARGED PLAN - SUPPORT AREA

This drawing contains the following revision:

- 72.1 – Removed (2) fire dampers on north wall of room 138 – Mech.
- 72.2 – Removed (1) fire damper on north wall of room 136 – Custodian
- 72.3 – Corrected Keyed Notes schedule from M-401 to M-400.

Change No. 73

Contract Plans, Drawing 142 (attached)
M-701 – SCHEDULES

This drawing contains the following revision:

- 73.1 – Updated control panel schedule description for control panel CP-2 and added note #2 to refer to electrical schedule for schematic diagrams.

Change No. 74

Contract Plans, Drawing 150 (attached)
PR-001 – SYMBOLS, LEGENDS, NOTES & ABBREVIATIONS

This drawing contains the following revision:

- 74.1 – Note #12 added requiring the following: “Contractor shall provide all adapters/reducers/quick connects required to attach hose reels and air hoses to the compressed air piping.”

Change No. 75

Contract Plans, Drawing 163 (attached)
P-101 - PARTIAL UNDERGROUND PLUMBING PLAN -SUPPORT AREA

This drawing contains the following revision:

- 75.1 – Added floor drain in Mech. Room

Change No. 76

Contract Plans, Drawing 171 (attached)
P-114 - PARTIAL ABOVEGROUND PLUMBING PLAN - TRUCK PARKING EAST

This drawing contains the following revision:

- 76.1 – Added note to cold water piping for NFRH
- 76.2 – Added note to storm and overflow storm piping for RD and ORD

Change No. 77

Contract Plans, Drawing 172 (attached)
P-120 - OVERALL ROOF PLUMBING PLAN

This drawing contains the following revision:

- 77.1 – Added NFRH, RD and ORD

Change No. 78

Contract Plans, Drawing 173 (attached)
P-400 - ENLARGED PLUMBING PLANS

This drawing contains the following revision:

- 78.1 – 1/P-400, added note to cold water piping for NFRH
- 78.2 – 3/P-400, added shut-off, strainer and meter (for fire protection system)
- 78.3 – 3/P-400, added note for water supply to Crac units
- 78.4 – 3/P-400, added floor drain and vent piping
- 78.5 – 3/P-400, added note for VTR
- 78.6 – 4/P-400, added note for water supply to Boilers

Change No. 79

Contract Plans, Drawing 175 (attached)
P-600 - RISER DIAGRAMS - MAINTENANCE BUILDING

This drawing contains the following revision:

- 79.1 – Added floor drain and vent piping
- 79.2 – Added tags to vent piping

Change No. 80

Contract Plans, Drawing 177 (attached)
P-602 - RISER DIAGRAMS - MAINTENANCE BUILDING

This drawing contains the following revision:

- 80.1 – Added water meter, shutoff valve and strainer (for fire protection) to plumbing drawings

Change No. 81

Contract Plans, Drawing 180 (attached)
FP-001 - FIRE LEGEND AND NOTES

This drawing contains the following revision:

- 81.1 – Added schedule for fire pump and jockey pump

Change No. 82

Contract Plans, Drawing 181 (attached)
FP-100 - FIRE PROTECTION PLAN - MAIN BUILDING

This drawing contains the following revision:

- 82.1 – 2/FP-100, added tag for Air Comp. Equipment Rm.
- 82.2 – 3/FP-100, added fire pump and jockey pump in Mech. Room

Change No. 83

Contract Plans, Drawing 184 (attached)
E-010 Electrical Site Plan

This drawing contains the following revision:

- 83.1 Incoming tele/data service conduits for GC, keynote letter 'I'
- 83.2 Coordination of site lighting conduits for GC, keynote number 2, general note letter H.
- 83.3 New primary power source, conduits and duct bank to fire pump controller from transformer. Keynote number '18.' See additional connection on single line E-011.
- 83.4 Additional spare conduit for data/low voltage to main entrance gate, keynote letter 'E.'

Change No. 84

Contract Plans, Drawing 185 (attached)
E-011 Electrical Single Line Diagram

This drawing contains the following revision:

- 84.1 Additional transformer T-ERP1 and panel ERP-1 added for connection of single phase 120V Fire Alarm loads and branch circuits.
- 84.2 Additional normal and emergency connection to fire pump controller. New breaker in GDP-1. See key note number 5.

Change No. 85

Contract Plans, Drawing 186 (attached)
E-012 Fire Alarm Single Line Diagram

This drawing contains the following revision:

- 85.1 Clarification for connection of output signal to Tollway Hirsch panel
- 85.2 Clarification for connection of output signal to fire shutters in parts room
- 85.3 Clarification for providing power to Gas Detection system

Change No. 86

Contract Plans, Drawing 187 (attached)
E-013 Photovoltaic System and Generator Single Line Diagrams

This drawing contains the following revision:

- 86.1 Added connections to generator system single line diagram for outputs to Tollway Hirsch panel
- 86.2 Added Truck wash block diagram to capture potential scope for new truck wash system in maintenance bays

Change No. 87

Contract Plans, Drawing 189 (attached)
E-101 Partial Power Plan – Support Area

This drawing contains the following revision:

- 87.1 Moved Eaton PDU strip from room 'Electrical Closet 140' to MDF 137. See Keynote number 6.

Change No. 88

Contract Plans, Drawing 190 (attached)
E-102 Partial Power Plan – Maintenance Bay

This drawing contains the following revision:

- 88.1 Addition of transformer T-ERP1 and EM Panel ERP-1 added to main electrical room floor plan.
- 88.2 Provided power to Gas Detection panel.
- 88.3 Provide power to additional cord reel ECR-1 at column H4.

Change No. 89

Contract Plans, Drawing 191 (attached)
E-103 Partial Power Plan – Truck Parking East

This drawing contains the following revision:

89.1 Truck wash single point connection added to plans as well as coordination for routing of power and raceway to ancillary components. See key note #12 and change on E-012.

89.2 Adjusted IRH connections and circuiting to reflect updated vendor single line diagram see key notes 7 and 8.

89.3 Provided clarification for connection of full overhead door system, controller and the wireless access control module. See Keynotes 3 and 7.

Change No. 90

Contract Plans, Drawing 192 (attached)

E-104 Partial Power Plan – Truck Parking West

This drawing contains the following revision:

90.1 Provided circuit clarification on feeding control panels for IRH system based on updated vendor diagram

90.2 Moved receptacle in Toilet Room 113

90.3 Moved receptacle for BALR-1

90.4 Added receptacle for TCR-2

90.5 Added receptacle for TCR-1

Change No. 91

Contract Plans, Drawing 193 (attached)

E-105 Partial Power Plan – Mezzanine

This drawing contains the following revision:

91.1 120V connection for control panel RP-2B.

91.2 Modified circuits for EDH-4 and ERV-5.

91.3 Modified circuits for EDH-2 and ERV-3.

Change No. 92

Contract Plans, Drawing 194 (attached)

E-111 Salt Dome Electrical Plan

This drawing contains the following revision:

92.1 Provided mounting height clarification for light fixtures at salt dome.

Change No. 93

Contract Plans, Drawing 201 (attached)

E-201 Partial Lighting Plan – Support Area

This drawing contains the following revision:

93.1 Adjusted switch leg IDs and circuit numbers for all lighting control devices and sensors.

Change No. 94

Contract Plans, Drawing 202 (attached)
E-202 Partial Lighting Plan – Maintenance Bays

This drawing contains the following revision:

94.1 Adjusted switch leg IDs and circuit numbers for all lighting control devices and sensors.

Change No. 95

Contract Plans, Drawing 203 (attached)
E-203 Partial Lighting Plan – Truck Parking West

This drawing contains the following revision:

95.1 Adjusted switch leg IDs and circuit numbers for all lighting control devices and sensors.

95.2 Added vanity fixture above sink in Toilet Room 113.

Change No. 96

Contract Plans, Drawing 204 (attached)
E-204 Partial Lighting Plan – Truck Parking East

This drawing contains the following revision:

96.1 Adjusted switch leg IDs and circuit numbers for all lighting control devices and sensors.

Change No. 97

Contract Plans, Drawing 205 (attached)
E-205 Partial Lighting Plan – Mezzanine

This drawing contains the following revision:

97.1 Adjusted switch leg IDs and circuit numbers for all lighting control devices and sensors.

Change No. 98

Contract Plans, Drawing 207 (attached)
E-301 Partial Systems Plan – Support Area

This drawing contains the following revision:

98.1 Added additional horn and strobe fire alarm indicating devices.

98.2 Added indicating light and push button control. See key note 3.

Change No. 99

Contract Plans, Drawing 209 (attached)
E-303 Partial Systems Plan – Truck Parking East

This drawing contains the following revision:

99.1 Added hold open devices for fire shutters in parts room. See change on Fire alarm riser diagram on E-011.

Change No. 100

Contract Plans, Drawing 210 (attached)

E-304 Partial Systems Plan – Truck Parking West

This drawing contains the following revision:

100.1 Added hold open devices for fire shutters in parts room. See change on Fire alarm riser diagram on E-011.

Change No. 101

Contract Plans, Drawing 219 (attached)

E-342 Partial Lightning Protection Roof Plan – Maintenance Bays

This drawing contains the following revision:

101.1 Adjusted roof conductors and air terminal locations to pick up changes to rooftop mechanical equipment.

Change No. 102

Contract Plans, Drawing 220 (attached)

E-343 Partial Lightning Protection Roof Plan – Truck Parking East

This drawing contains the following revision:

102.1 Adjusted roof conductors and air terminal locations to pick up changes to rooftop mechanical equipment.

Change No. 103

Contract Plans, Drawing 222 (attached)

E-400 Electrical Panel Schedules

This drawing contains the following revision:

103.1 Adjusted load classifications on building, hvac, mechanical, plumbing, and process loads to show a more accurate representation of connected demand and operating demand loads on electrical panels and switchboard – All panel schedules.

Change No. 104

Contract Plans, Drawing 223 (attached)

E-401 Electrical Panel Schedules

This drawing contains the following revision:

104.1 Adjusted load classifications on hvac and mechanical loads to show a more accurate representation of connected demand and operating demand loads on HVAC-1 electrical panel.

Change No. 105

Contract Plans, Drawing 224 (attached)

E-402 Electrical Panel Schedules

This drawing contains the following revision:

105.1 New 40A three pole breaker in panel HVAC-2A for EDH-4

105.2 New 40A three pole breaker in panel HVAC-2A for EDH-3

105.3 Adjusted circuits on HVAC-2B for revised vendor wiring diagram for IRH system.

105.4 Reduced breakers size to 15A from 20A for MOCOP manufacturer data on GUH-1 and GUH-2

105.5 Adjusted load classifications on hvac and mechanical loads to show a more accurate representation of connected demand and operating demand loads on HVAC-2B electrical panel

- 105.6 Adjusted load classifications on hvac and mechanical loads to show a more accurate representation of connected demand and operating demand loads on HVAC-3A electrical panel
- 105.7 New 40A three pole breaker in panel HVAC-3A for EDH-2.
- 105.8 Amended circuit name of new AC units on HVAC-3B

Change No. 106

Contract Plans, Drawing 225 (attached)
E-403 Electrical Panel Schedules

This drawing contains the following revision:

- 106.1 Added 100A subfeed breaker in panel PP-2 for new Truck wash system.
- 106.2 Changed load classification to remove reference to 'redundant motor load' designation.
- 106.3 Fixed panel schedule for PP-4 to show proper to bus rating and configuration to match single line.

Change No. 107

Contract Plans, Drawing 226 (attached)
E-404 Electrical Panel Schedules

This drawing contains the following revision:

- 107.1 Added breaker in RP-1A for pressure steamer PS-1 outlet
- 107.2 Fixed load classifications circuited to RP-2A to remove incorrect load types from mechanical families and process loads

Change No. 108

Contract Plans, Drawing 227 (attached)
E-405 Electrical Panel Schedules

This drawing contains the following revision:

- 108.1 Fixed load classifications circuited to RP-CH to remove incorrect load types from mechanical families and process loads
- 108.2 Changed breaker rating to UPS MDF 137 to match UPS single line detail
- 108.3 Modified circuit identifier for CU-2 on panel RP-IT
- 108.4 Removed receptacle circuit #7 on RP-SB.
- 108.5 Added circuit 4,6 for Eaton PDU device on RP-UPS
- 108.6 Adjusted circuits and load classification names on SLP-1 and SLP-2 to coordinate with L sheets. Removed 'spare' reference.

Change No. 109

Contract Plans, Drawing 229 (attached)
E-501 Electrical Schedules

This drawing contains the following revision:

- 109.1 Modified equipment connections for IRH control panels to provide clarification for providing multiple voltage and branch circuit connection to panels CP-IRH-1, CP-IRH-2, CP-IRH-3.
- 109.2 Increased cable size for branch circuit connection CRAC-1
- 109.3 Increased cable size for branch circuit connection CU-2
- 109.4 Modified equipment schedule for changes to EDH-2, EDH-3, EDH-4.
- 109.5 Modified equipment schedule for changes to ERV-5 and provided circuit connection.

- 109.6 Added equipment connection to fire pump FP-1 and jockey pump JP-1
- 109.7 Added equipment connections for GUH-1 and GUH-2
- 109.8 Modified circuit information and equipment connections to reflect new IRH layout.
- 109.9 Added circuit information for RF-14 and RF-15.

Change No. 110

Contract Plans, Drawing 230 (attached)
E-502 Electrical Schedules

This drawing contains the following revision:

- 110.1 Added equipment connections for MCP-1, OPW-1 and PS-1

Change No. 111

Contract Plans, Drawing 231 (attached)
E-600 Electrical Details

This drawing contains the following revision:

- 111.1 Modified IRH wiring diagram to reflect changes to layout.
- 111.2 Added note about providing orange receptacles on UPS RP panels.

Change No. 112

Contract Plans, Drawing 278 (attached)
Volume II Cover Sheet

This drawing contains the following revision:

- 112.1 Removed references to M-1 site as the construction of the truck wash at M-1 site has been removed from scope of work.

Change No. 113

Contract Plans, Drawing 279 (attached)
Volume II Index of Drawings

This drawing contains the following revision:

- 113.1 Removed references to Volume II as the construction of the truck wash at M-1 site has been removed from scope of work.

END OF ADDENDUM CHANGES

Plan Holders Questions and Reponses

QUESTION #1 (Multiple Entities)

I am contacting you regarding a material substitution for the contract. What is the process for being added to the contract?

ANSWER #1

See Section 012500 - Substitution Procedures. Discussions regarding approved equals and/or alternative products will be discussed at the appropriate time with the successful bidder awarded the contract.

QUESTION #2

Please reference drawings P-103 and P-104. These drawings show CB-3. Detail drawings P-500 shows CB-1 and CB-2. What is the specification for CB-3?

ANSWER #2

Details 1/P-500 and 2/P-500 do not show CB-1 and CB-2. They are typical details neither labeled "CB-1" nor "CB-2". Both drawings 1/P-500 and 2/P-500 detail the CB-3s.

See the Plumbing Fixture Schedule on P-700. The CB-3s are epoxy lined cast-in-place concrete or pre-cast concrete catch basins. The last CB-3 on the system shall have a 3-foot sump as shown in 2/P-500.

QUESTION #3

The project Bid Form states that an IDOT Certificate of Eligibility is required to be submitted with the proposal unless otherwise specified. The Advertisement for Sealed Bids indicates that bidders can also submit and AIA Form 305 or be pre-qualified with the Capital Development Board. Please confirm that it is acceptable to submit the AIA Form 305 with the bid in lieu of submitting an IDOT Certificate of Eligibility.

ANSWER #3

Bidders are to refer to Volume I, Page I-3, Qualification of Bidder in the plan documents for further information. The first paragraph directs the bidders to refer to Advertisement Page A-1 to determine qualifications.

QUESTION #4

How is the earthwork measured and managed for these projects? Who can be contacted for further information?

ANSWER #4

Specific discussions are not allowed while a project is out to bid.

QUESTION #5

Is there a Phase II Environmental Report for either the M-16 or M-1 sites? Is the excess cut from the M-1 site to be considered Non-Special Waste?

ANSWER #5

Environmental Reports will be provided to the successful bidder for their information.

The excess cut from the M-1 site is expected to be non-special waste. No soil remediation is expected due to the recent M-1 reconstruction project.

Note that the M-1 Truck Wash has been removed from the scope of work per Addendum No. 1.

QUESTION #6

Is the payment for unsuitable materials to be by force account basis or incidental to SITE AND BUILDING CONSTRUCTION? If incidental to the SITE AND BUILDING CONSTRUCTION item, what assumptions should be made for the quantity for unsuitable materials at the M-1 site?

ANSWER #6

Reference C-400 in Volume I of the plans. The Earthwork Table identifies 17,743 CY of Non-Special Waste Excess. This volume will be incidental to SITE AND BUILDING CONSTRUCTION. Any quantities of Non-Special waste, any hazardous waste, or additional unsuitable material will be paid under the Pay Item JT154118, "Allowance for Unforeseen Conditions."

For Volume II, the M-1 Truck Wash, any unsuitable or hazardous material encountered will be paid under Pay Item JT154118, "Allowance for Unforeseen Conditions."

Note that the M-1 Truck Wash has been removed from the scope of work per Addendum No. 1.

QUESTION #7

Sheet S-104 Volume 1 states "Salt Dome Structure and Foundations is a delegated Design by Dome Specialist. See Arch." Is work for the Salt Dome to be included in the pricing for the project? If so what items? If the Salt Dome is Not to Be included, how are we to leave the Salt Dome Area? Also, what is the interior floor of the Salt Dome?

ANSWER #7

Yes. All of the salt dome work, including, but not limited to the delegated design, is included in the contract's scope of work. See specification section 133400 Pre-Engineered Wood Frame Building Systems.

The interior of the floor is cast-in-place slab on grade. Provide light broom concrete finish. Provide Concrete Curing, Harding, and Sealing Compound (CS-03) and 100% Silane Sealer (CS-05) on slabs and vertical walls. For exterior precast vertical walls, provide 100% Silane Sealer (CS-05).

QUESTION #8

What does the \$260,000 allowance for unforeseen conditions cover? Is this for undercuts and stone replacement for the building foundation?

ANSWER #8

Per the Allowance for Unforeseen Conditions, Pay Item JT154118, this shall be "for the removal and disposal of soil classified as unsuitable or hazardous waste and any additional work that may be required to be performed by the Contractor, the scope of which cannot be determined at the time of submittal of the Proposal."

QUESTION #9

Geotechnical report recommends 10'-15' of removal below existing grades within the wetland area. Is this removal being covered under the allowance? If not, and the undercut runs deeper than 15', is this still on the contractor? Is all of the unsuitable removal to be disposed of Non-Special Waste?

ANSWER #9

Removal of unsuitable material in the wetland area will be performed by others in advance of the Contract. Disposal of unsuitable material by others will be stockpiled on site and disposed of by Contractor under Pay Item JT154118, "Allowance for Unforeseen Conditions."

QUESTION #10

The earthwork table in the plans call for 2,950 CY of fill. The geotechnical report states that "the granular soils encountered at the surface and below the pavement appeared to be suitable as load bearing fill." If there is not enough suitable fill on-site, is this covered under the allowance item to bring suitable material onto the site?

ANSWER #10

All necessary imported material shall be considered incidental to SITE AND BUILDING CONSTRUCTION.

QUESTION #11

The earthwork table calls all excess material, 17,743 CY as Non-Special Waste. Has there been any analytics run on the soil? The SP for Earth Excavation under 669.05 states Type 2-4 soils if not reused on site may go to a CCDD facility. Are all soils on site considered Type 1? Also, in the same SP in the paragraph following Type 4 soils there is mention of LPC-662 and LPC-663 forms were developed and will be provided to the engineer. Could we get copies of these along with the analytics?

ANSWER #11

Form 663 results for the M-16 site have been uploaded to the Illinois Tollway Online Plan Room.

QUESTION #12

The SP for Tree Removal states tree removal cannot occur between April 1st and October 31st. The M-16 site has approximately 8 trees called out to be removed and M-1 has remove and relocate 4 existing trees. Does the SP note pertain to this project?

ANSWER #12

The tree removal for the M-16 and M-1 Maintenance sites shall be done by others in an advance contract.

Note that the M-1 Truck Wash has been removed from the scope of work per Addendum No. 1

QUESTION #13

Re: M-1 Truck Wash Improvements. Please clarify the quantity (if any) and location of water meters in the Main Building to be monitored by the Building Management System.

ANSWER #13

No new meters are required in the existing M-1 Maintenance Building.

The water meter called out in drawing 3/M1.P-150 shall be monitored by the BMS in the existing M-1 Maintenance Building.

Provide a meter to the 4" line serving the existing yard hydrant near the existing salt barn. Provide monitoring by the BMS in the existing M-1 Maintenance Building.

Note that the M-1 Truck Wash has been removed from the scope of work per Addendum No. 1.

QUESTION #14

Re: M-1 Truck Wash Improvements. To communicate to the new remote Truck Wash BMS equipment (various data interfaces), Precision Controls requests that the Tollway provide an I/P connection and switch in the Truck Wash. Please confirm that this is acceptable to the Tollway.

ANSWER #14

A new 16-Port POE Network Switch by Tollway is identified on M1.T-303.

Note that the M-1 Truck Wash has been removed from the scope of work per Addendum No. 1

QUESTION #15

Would you please extend the due date for questions to November 12th (one week before the bid is due)?

ANSWER #15

The question period is not anticipated to be extended at this time.

QUESTION #16

Please provide a section detail for the 10" PCC Pavement.

ANSWER #16

The proposed pavement section is 10" of PCC Pavement (Jointed) on 12" of Aggregate Subgrade Material per Sheet C-300 as well as per IDOT Standard Drawing 420101-06 "24' Jointed PCC Pavement" as shown on Sheet G-002.

QUESTION #17

Please provide elevations for the existing contours shown on Sheet C-100.

ANSWER #17

Sheet C-100 has been revised and is included in this Addendum.

QUESTION #18

Please provide a CADD file listed on Sheet J-60, SP 121.

ANSWER #18

The CADD files listed on Sheet J-60 will be issued to the successful bidder as necessary.

QUESTION #19

Would you please provide more information for foundation removal scope? Dimension of foundation, slab on grade, etc.?

ANSWER #19

Bidders to reference Contract No. I-14-4632, "Elgin-O'Hare Western Access Tollway Building Removal" which can be found on the Illinois Tollway's Online Plan Room.

QUESTION #20

Re: Specification Section 412200 – Hoists and Cranes, Page J-2378. The 7.5 Ton hoist at the Marengo Facility furnished by "Crane Authority" provided a Yale Global King Wire Rope Hoist which does not have a "mechanical load brake." A hoist provided with a mechanical load brake costs additional money. Do both hoists require a mechanical load brake?

ANSWER #20

Prepare bids based on the drawings and specifications of this contract. See Section 012500 - Substitution Procedures. Discussions regarding approved equals and/or alternative products will be discussed at the appropriate time with the contractor awarded the contract.

QUESTION #21

Drawing C-500 calls for 8" RCP to run from the cleanouts to catch basins on the north side of the building. 12" is the smallest diameter RCP is made in this area, consider revising to PVC or DIP. Also please provide details for the clean outs (S19, 20, 21 & 22).

ANSWER #21

Downspout detail is provided on Sheet P-500 "Plumbing Details" in Volume I.

Replace 8" RCP with 8" PVC for these connections on Sheet C-500, as shown on the updated plan.

QUESTION #22

Is there a Sanitary Control Structure as described in the sanitary sewer specials provisions (J-2204) included in this contract?

ANSWER #22

Yes, this is included as an oil and water separator. See Sheet C-540 for details.

QUESTION #23

What is the size of the Oil and Water Separator (shown on drawing C-510)? The details on C-540 call for an GMC 500 while the Oil and Sediment Waste Interceptor specials provisions J-2420 list an OMC 200.

ANSWER #23

Reference Sheet C-540 and Specification 462500 for details regarding the oil water separator. Also, see Section 012500 - Substitution Procedures. Discussions regarding approved equals and/or alternative products will be discussed at the appropriate time with the contractor awarded the contract.

QUESTION #24

On the drawings marked OWS-1 Oil and Water Separator C-510 you have some elevations marked down on the plans but then you have elevations marked on the spec portion as well on page J-2422. Which elevations are correct? The reason why I am asking is because you show on the written spec page J-2422 it calls out for a height of invert from floor of 72" inches which would be our OMC1300 model?

ANSWER #24

Reference Sheet C-540 and Specification 462500 for details regarding the oil water separator. Also, see Section 012500 - Substitution Procedures. Discussions regarding approved equals and/or alternative products will be discussed at the appropriate time with the contractor awarded the contract.

QUESTION #25

On the drawings page C-540 you show a GMC500, our oil separators are designated OMC. So I am assuming you are looking for our OMC model for oil?

ANSWER #25

Reference Sheet C-540 and Specification 462500 for details regarding the oil water separator. Also, see Section 012500 - Substitution Procedures. Discussions regarding approved equals and/or alternative products will be discussed at the appropriate time with the contractor awarded the contract.

QUESTION #26

On the plan page C-540 you show a drawing for a GMC500 but on the written specs page J-2422 you show a model OMC200. So I need to know to know which exact model are you looking for? Or is the OMC1300 with the 72" invert you have marked down?

ANSWER #26

Reference Sheet C-540 and Specification 462500 for details regarding the oil water separator. Also, see Section 012500 - Substitution Procedures. Discussions regarding approved equals

and/or alternative products will be discussed at the appropriate time with the contractor awarded the contract.

QUESTION #27

On page J-2204 on the written spec for 2.05 equipment under A. Sanitary Control Structure you have marked down an OMC5000 but there is no mention or drawings that show a OMC5000. So I am asking if there is a Sanitary Control Structure oil interceptor of OMC5000 or not?

ANSWER #27

Reference Sheet C-540 and Specification 462500 for details regarding the oil water separator. Also, see Section 012500 - Substitution Procedures. Discussions regarding approved equals and/or alternative products will be discussed at the appropriate time with the contractor awarded the contract.

QUESTION #28

Will General Contractor be required to retain NPDES permit or will the Owner?

ANSWER #28

The permitting requirements can be found in SP 111.

QUESTION #29

Per Specification 01 45 23 1.03B-1, will the Engineer be required to be on-site full time? What type of Engineer is required?

ANSWER #29

See 014523/1.03/B/2 for professional engineer qualifications. Engineering services are defined as those performed for installations of the system, assembly, or product that are similar in material, design, and extent to those indicated for this Project.

QUESTION #30

Please specify what the utility allowance covers. Does the allowance cover the cost of the connections only or does it include the cost bringing all utilities to the site, directional boring, etc.?

ANSWER #30

Contractor shall be responsible for installation of all conduit specified on Sheet C-510 "Utility Plan." The allowance shall be for work conducted by the utility companies. Refer to Page J-65 for additional language.

QUESTION #31

Who is responsible for the building permit fees?

ANSWER #31

The permitting requirements can be found in SP 106.

QUESTION #32

On page J-2093, the IDOT specification for Article 420.09 (e)(.1) is revised to read:
"Type A. Texturing of the top of plastic concrete shall be obtained by the use of an artificial turf drag followed immediately by a mechanically operated metal comb longitudinal tining device."
Will the mechanical tining device be required? We suggest that this is removed from the specification, due to the size of the concrete pours less than 500 cy's per pour.

ANSWER #32

No mechanical tining device will be required. A broom finish shall be required.

QUESTION #33

On page J-2089, the IDOT specification Article 420.03 is modified to read:
"MIT-Scan-2. Illinois Tollway QA shall use a MIT-Scan-2 device which is manufactured by MIT GmbH to measure dowel bar alignment following concrete placement. The device shall be validated on the Illinois Tollway's approved MIT Scan validation system for the specific dowel bar size or load transfer device being placed and should be operated within the manufacturer's tolerances." Will MIT scanning actually be utilized on this project? We suggest that it is removed from the specification because this is parking lot pavement, and not a toll road.

ANSWER #33

See Section 012500 - Substitution Procedures. Discussions regarding approved equals and/or alternative products will be discussed at the appropriate time with the successful bidder awarded the contract.

QUESTION #34

Schedule of Prices mentions "Contractor's Quality Program", but no allowance or value was given...please advise. If a new Schedule of Prices is issued, please provide in Microsoft Excel format.

ANSWER #34

Allowance for Contractor's Quality Program has been removed from contract. Contractor's Quality Program shall be incidental to base bid.

QUESTION #35

Is DBE/VOSB participation calculated on the "Total Amount of Core Work" value?

ANSWER #35

Yes, in the Core Work and Change Orders.

QUESTION #36

What type of Engineer's Field Office is required? Type A, Type B, Type C, Type C Modified?

ANSWER #36

An Engineer's Field Office Type C shall be required for this project.

QUESTION #37

Please confirm the Engineer's Field Laboratory is IN ADDITION to the field office (separate trailer).

ANSWER #37

An Engineer's Field Laboratory is not needed on site.

QUESTION #38

Is a Field Office and Field Lab required at each project site?

ANSWER #38

Please refer to Answers #36 and #37. Also note that the M-1 Truck Wash has been removed from the scope of work per Addendum No. 1

QUESTION #39

How many months will field offices / labs need to remain on site? Through substantial completion, contract completion, etc.?

ANSWER #39

The Engineer's Field Office shall remain on site until Contract Completion.

QUESTION #40

What permits are required for this project?

ANSWER #40

The permitting requirements can be found in SP 106.

QUESTION #41

Is there a self-performance requirement for the GC on the project?

ANSWER #41

5% per S.P. 124 "Subletting of Assignment of Contract."

QUESTION #42

Is the contractor responsible for the cost of permits? If so, please provide the estimated cost of each permit required.

ANSWER #42

The permitting requirements can be found in SP 106.

QUESTION #43

Please confirm quantities for below items to be furnished by contractor in specifications 416000 & 416223:

- a. SCL-1: 1 each
- b. SCR-1: 1 each
- c. SCR-2: 1 each
- d. SCR-3: 1 each
- e. FL-1: 1 each
- f. PJ-1: 1 each

ANSWER #43

One of each as indicated 1/A-631 and 4/A-631.

QUESTION #44

Are DBE/VOSB 2025 forms required with the bid, or turned in by successful bidder within five (5) days?

ANSWER #44

DBE/VOSB 2025 Forms are now required at the time of Bid per CL-1R thru CL-3R.

QUESTION #45

Is the gas service to M-16 shown on C-500 and C-510 furnished and installed by the contractor? Specification 231040 states contractor is to continue above ground from point of service. If by the contractor, please provide a specification for size and type of material.

ANSWER #45

Gas service to be provided by Nicor to the meter. Contractor shall be responsible for all gas plumbing after the meter as specified in plan sheet M-603.

QUESTION #46

4/A401 & Sim: Concrete haunch for joist bearing roof bar joists and mezzanine level. Please advise if casting in a continuous bearing angle will be acceptable, as already approved by the tollway on M-2 and M-8.

ANSWER #46

Epstein does not take exception to proposed embed continuous bearing angle.

QUESTION #47

7/A401 & Sim: insulation behind all joist/deck bearing details. Can these areas be solid concrete? The detail would be like 10/S501 showing solid concrete at a joist bearing location.

ANSWER #47

Locally thinning or terminating the insulation at the stud location is acceptable if design of joist/deck embed bearing supports require additional concrete thickness for reactions indicated in the contract documents.

QUESTION #48

Details on A510: Treated wood blocking cast-in on sides of openings. The wood will warp, twist and pop during concrete curing or after while in storage. Can this area be solid or utilize tapered insulation?

ANSWER #48

Prepare bids based on the drawings and specifications of this contract including pressure treated wood blocking as indicated on A-510, A-901, and A-910.

QUESTION #49

6-A511: ¾" joint. Our joint tapers from ¾" on the front face to ½" on the back face. Please advise if this will be acceptable, as already approved on M-2 and M-8.

ANSWER #49

Prepare bids based on the drawings and specifications of this contract. Joint width is indicated to be no less than ¾" per detail 5/A-511 and 6/A-511.

QUESTION #50

10/A515: Can the Reglet's be cut in in the field?

ANSWER #50

See spec 034100/2.09/C for built-in items including slots, holes and other accessories in precast units to receive or provide penetration of other work.

QUESTION #51

A800: Please advise if a precast cross section of 4.5"x3"x4.5" will be acceptable, as already approved on M-8?

ANSWER #51

Prepare bids based on the drawings and specifications of this contract. See Section 012500 - Substitution Procedures. Discussions regarding approved equals and/or alternative products will be discussed at the appropriate time with the contractor awarded the contract.

QUESTION #52

034500/1.06/A: a qualified and designated erector by PCI. Can we use a PCI auditor as specified in the structural precast spec 034100/1.04/C?

ANSWER #52

Yes.

QUESTION #53

Can you provide pictures or mix designs for the structural precast finish and architectural precast finish? Or will we have access to view the reference samples?

ANSWER #53

For structural precast concrete (PSC-40B) at the truck parking and truck maintenance building, provide gray color with light sandblast finish for exposed exterior surface per specifications 034100/1.03/H/3. Provide samples per PCI Color and Texture Selection Guide for final selection from the following range: PCI product number 222, 228, 230, 268, and 532.

For architectural precast concrete (PSC-40C) at the state police / support area, provide white color with light sandblast finish for exposed exterior surface per specifications 034500/2.16/A/1. Provide samples per PCI Color and Texture Selection Guide for final selection from the following range: PCI product number 117, 145, 153, 159, and 163.

QUESTION #54

034500/2.16/B: "Back face of architectural precast concrete units to match face-surface finish". These walls will be produced using conventional wall panel production methods. The front face will be poured down in form and the back face will be up in form and will receive a trowel finish. Please advise if acceptable.

ANSWER #54

034500/2.16/B states that the finish of "exposed" surfaces of architectural precast shall match face-surface. See storefront details on A-510 for sill and jamb conditions that require finished edges.

QUESTION #55

034500/3.02/C: "Remove shims after grouting is completed". Our shims are permanent and cannot be removed. Please advise if acceptable.

ANSWER #55

Prepare bids based on specifications 034500/3.02 and 034100/3.02 that includes standard installation requirements such as the install of temporary steel or plastic spacing shims (034500/3.02/B1 and 034100/3.02/A3) and the removal of temporary shims, wedges, and spacers (034500/3.02/C and 034100/3.02/C).

QUESTION #56

034100/V/8: "Include sealant pointing for joints filled with grout". Does this job require base caulk at the grout joints?

ANSWER #56

Refer to section 3.02/J in the specification 034100.

QUESTION #57

034100/1.03/D/7: "Precast shall not warp, cup or distort as a result of differential indoor and outdoor temperatures." We will supply structural and architectural panels that meet PCI-MNL 116 & 117 standards. PCI allows thermal bowing at a rate of L/360 or lower. Please advise if acceptable.

ANSWER #57

The precast should be per PCI manual allowances, including bowing tolerance and maximum differential bowing between adjacent members.

QUESTION #58

034100/1.04/A: "Structural precast work shall be performed by one manufacturer." We do not produce Hollowcore and will be purchasing it from a separate supplier. Please advise if acceptable.

ANSWER #58

Hollowcore can be produced by separate supplier. Hollowcore is under separate spec 034110.

QUESTION #59

Full size mock ups: we will produce 4x4 mock-ups after a 1x1 is approved. The 4x4's will be at our plant for approval by the appropriate party. Please advise if acceptable.

ANSWER #59

Prepare bids based on the drawings and specifications of this contract. See spec 034100/1.04/F for full size mock-up of structural precast. See spec 034500/1.06/G for architectural precast mock-up.

QUESTION #60

034500/3.02/H/2: "72 hour grout damping". 24 hour damping or no grout damping are the industry standards, can we use 24 hr or no grout damping in lieu of the 72?

ANSWER #60

24 hour grout damping is acceptable.

QUESTION #61

034500/3.01/A: "examine supporting structural frames and foundations for compliance with requirements for installation". To what extent are you requesting/expecting a precaster to examine the supporting structures/foundations?

ANSWER #61

Precaster shall inspect supporting structural frame or foundations and conditions for compliance with requirements for installation tolerances. Anything that is outside tolerance limits and would affect precast installation should be reported to GC prior installation.

QUESTION #62

034100/H/1/a: The finish described in this paragraph does not match what is on the drawings and what is described later in the spec 2.09/N Finish of Formed and Unformed Surfaces. Please advise what is desired.

ANSWER #62

Provide light sandblast finish for exposed exterior surface per specifications 034100/1.03/H/3, 034500/2.16/A/1, and keynotes PSC-40B and PSC-40C. See drawings A-301 and A-302.

QUESTION #63

Specifications Volume 1, Part III, Insurance I-4 was not included in the issued bid documents. Please provide.

ANSWER #63

Bidders should reference Volume I, Page I-4 of the contract documents in which the Insurance section states: "The Contractor shall not commence any work under the Contract until all the insurance as specified in Article 107.27 of the Tollway Supplemental Specifications or any special provisions has been provided and approved, and Notice to Proceed is issued to the Contractor." Bidders should reference Volume II, Page J-22 of the Contract Documents for the contract modified insurance requirements.

QUESTION #64

Please advise if clearing and grubbing the 1.04 acre wetland area is the responsibility of the contractor.

ANSWER #64

The clearing and grubbing of the wetland area shall be done by others in an advance contract.

QUESTION #65

Please confirm if an Electric Field Vector Mapping Leak Detection System is required at M-16, M-1, and the M-1 Truck Wash.

ANSWER #65

M1 and M1 Truck Wash have been removed from this contract per Addendum #1. Provide Electric Field Vector Mapping Leak Detection at the M16 maintenance building including all roof levels.

QUESTION #66

Plan Sheets S-101 and S-102 indicates a potential undercut due to poor soil conditions. Please confirm this additional excavation, hauling and fill will be paid via change order if encountered.

ANSWER #66

Removal of unsuitable material shown on Sheets S-101 and S-102 shall be performed by others in an advance contract. In the event of additional undercut being required, this work shall be paid for under Pay Item JT154118, "Allowance for Unforeseen Conditions."

QUESTION #67

If the contractor is to account for potential undercut noted on plan sheets S-101 and S-102 in our base bid, will the Tollway provide an estimated quantity (cubic yards) of excavations, hauling and fill so that all contractors are bidding the same scope?

ANSWER #67

This is not applicable. See answer to Question #66 above.

QUESTION #68

Will the Tollway extend the bid due date to Thursday 12/5/2019?

ANSWER #68

The bid due date is not anticipated to be extended at this time.

QUESTION #69

Per S.P. 107, is Engineering Professional Liability Insurance required for all specifications listed? Some of the sections seem unnecessary since several of these items follow best practices and building code requirements.

ANSWER #69

Yes.

QUESTION #70

Are AISC fabricators AND installers required, or can the requirement be waived?

ANSWER #70

Per specification 051200/1.03, fabricator shall be an AISC Quality Certified Fabricator for category of structural steel framing work coinciding with the Work and the erector shall be an AISC Quality Certified Erector for category of structural steel framing work coinciding with the Work. See also qualification requirements in specs 052110/1.03, 052120/1.03, and 053123/1.03.

QUESTION #71

Is the contractor to provide a builder's risk insurance policy for this project?

ANSWER #71

Yes. See Tollway Supplemental Specifications 107.27 and other contract documents for requirements.

QUESTION #72

Will the Tollway accept City of Chicago Veteran Business Enterprise (VBE) certified firms to fulfill the VOSB goal?

ANSWER #72

The following certifications are allowed for participation per the Tollway Special Provision for Disadvantaged Business Enterprise (DBE) and the Special Provision – Veteran Small Business Participation and Utilization Plan - Construction:

DBE:

- Illinois Unified Certification Program (ILUCP) – DBE Certifications (includes Illinois Department of Transportation (IDOT), Chicago Transit Authority (CTA), Metra, Pace and City of Chicago)

- City of Chicago Minority Business Enterprise (MBE) and Women-Owned Business Enterprise (WBE) Certification
 - Cook County Minority Business Enterprise (MBE) and Women-Owned Business Enterprise (WBE) Certification
 - U.S. Small Business Administration 8(a) Business Development Program Certification Veteran:
 - Currently certified with the Illinois Department of Central Management Services as VOSB or SDVOSB
-

QUESTION #73

Drawing C-500 calls for 8" RCP to run from the cleanouts to catch basins on the north side of the building. 12" is the smallest diameter RCP is made in this area, consider revising to PVC or DIP.

ANSWER #73

Replace 8" RCP with 8" PVC for these connections on Sheet C-500, as shown on the updated plan.

QUESTION #74

Please provide details for the clean outs (S19, 20, 21 & 22).

ANSWER #74

Cleanout detail is provided on Sheet P-500 "Plumbing Details" in Volume I.

QUESTION #75

Is there a Sanitary Control Structure as described In the sanitary sewer specials provisions (J-2204) included in this contract?

ANSWER #75

Yes, this is included as an oil and water separator. See Sheet C-540 for details.

QUESTION #76

What is the size of the Oil and Water Separator (shown on drawing C-510)? The details on C-540 call for an GMC 500 while the Oil and Sediment Waste Interceptor specials provisions J-2420 list an OMC 200.

ANSWER #76

Reference Sheet C-540 and Specification 462500 for details regarding the oil water separator. Also, see Section 012500 - Substitution Procedures. Discussions regarding approved equals and/or alternative products will be discussed at the appropriate time with the contractor awarded the contract.

QUESTION #77

Please advise where the contractor can locate the concrete finishes listed in the "Concrete Finish Legend" on plan sheet A-930.

ANSWER #77

See Concrete Slab Schedule on A-930 and specifications 033000 Cast-In-Place Concrete, 071900 Water Repellents, and 096623 Resinous Matrix Terrazzo Flooring for curing compound and sealer information. As indicated in general note on A-930, provide CS-05 Silane Sealer 100% solids for vertical surfaces of exterior precast concrete. Also provide CS-03 and CS-05 on slab of Salt Dome and CS-05 on interior and exterior walls of Salt Dome.

QUESTION #78

Please confirm finish CS-05 noted on A-930 is required at all exterior vertical surfaces in addition to the finishes specified on the finish legend.

ANSWER #78

As indicated in general note on A-930, provide CS-05 Silane Sealer 100% solids for vertical surfaces of exterior precast concrete. Also provide CS-03 and CS-05 on slab of Salt Dome and CS-05 on interior and exterior walls of Salt Dome.

End of Plan Holders Questions and Responses

Documents Required with the Bid

Bidder should use this checklist to ensure that all required documents are completed and included with its bid.

Required Documents	Reference Volume I	Comments and Important Information		Included with Bid ✓
Forms A (22 pages) or Forms B (3 or more pages)	Section N	Forms A or Forms B must be submitted with the bid or the bid will be considered non-responsive.	If a Joint Venture, must be submitted for each Joint Venture Partner	
Disadvantaged Business Enterprise <ul style="list-style-type: none"> • DBE 2026-Utilization Plan • DBE 2025 • DBE 2023 if needed 	Section I #27 DBE Special Provision	Required for all solicitations with DBE goals. See DBE Special Provision for additional information. If goal is 0% the forms are not required.		
Veteran Small Business Participation and Utilization <ul style="list-style-type: none"> • VOSB 2026-Utilization Plan • DBE 2025 • VOSB 2023 if needed 	Section I #28 VOSB Special Provision	Required for all solicitations with Veteran goals. See Veterans Special Provision for additional information. If goal is 0% the form is not required.		
Equal Employment Opportunity EEO 1256	Section I #29 & EEO Special Provision	Required for all solicitations with Equal Employment Opportunity goals.		
Optional Bid Credit Incentive Program Certificates	Section I #30 Bid Credit Incentive Programs Special Provision	If Bid Credit is utilized, Bid Credit Certificates are required in bid submittal See Bid Credit Incentive Programs Special Provision for additional information		
Page P-1 with Addendum noted, Page P-2 with Bid Guaranty completed, Page P-3 completed with signatures,	Section I-#4 P-Pages	Fill in all available pay item prices with values of \$0.01 or greater.		

P-4			
Bid Bond, Signature and Corporate Seal	Page 2 and 3 of the "P" Pages	If a Joint Venture, Bid Bond must be in the name of the Joint Venture. Signature and Corporate Seal page (last) must be submitted for each Joint Venture Partner.	
Preferences, Contacts and Affidavit	Section R	If a Joint Venture, required from each Joint Venture Partner (If required)	
IDOT Certificate of Eligibility (If required—See Page A-1)	A-1 & Section I #9	If a Joint Venture, must be submitted for each Joint Venture Partner	
Non-Collusion Affidavit	Page R-4	If a Joint Venture, must be submitted for each Joint Venture Partner	
Tollway Standard Terms & Conditions	Section TC	If a Joint Venture, must be submitted for each Joint Venture Partner	
Plant and Equipment Questionnaire and Current Contractual Obligations	Section I #9 & Section S	If a Joint Venture, must be submitted for each Joint Venture Partner	
Responsible Bidder Affidavit PA-1 signed and Notary Seal	Section I #37	If a Joint Venture, must be submitted for each Joint Venture Partner	

**Documents Required from Lowest Responsive/Responsible Bidder
Upon Request from the Tollway**
(Notice of Intent e-mail will be sent requesting these items)

Agreement	Section T	If a Joint Venture, must be signed by both Joint Venture Partners
Performance Bond	Section U	If a Joint Venture, must be executed by both Joint Venture Partners
Payment Bond	Section V	If a Joint Venture, must be executed by both Joint Venture Partners
Insurance	Section I #17	If a Joint Venture insurance must be in the name of both Joint Venture Partners

Evidence of authority of company representatives to execute the contract, such as Board of Directors' Minutes, or a resolution authorizing officers of the firm to execute the contract documents

Certificates showing authorization to do business in Illinois if your firm is not an Illinois corporation.

Any supplemental financial or experience information if requested by the Illinois Tollway.

A completed Signature Authority Form designating any and all individuals to execute on behalf of the company any and all contract modifications or documentation

If a Joint Venture, a copy of the executed Joint Venture Agreement between all partners that identifies the Managing Partner. Unless specifically directed otherwise in writing by the joint venture, the Managing Partner's FEIN will be used for payment and tax purposes

**A completed W-9 form if this is the first time the company is conducting business with the Tollway as a Prime Contractor. Please refer to the following link for the most current IRS W-9 form:
<http://www.irs.gov/pub/irs-pdf/fw9.pdf>**

A copy of your IRS Assignment/Acceptance Letter if this is the first time the company is conducting business with the Tollway as a Prime Contractor, or if it has been a long time since you have done work with the Tollway and have never provided the document.

As applicable to the Contract, Proof of Certification from each firm listed on DBE Form(s) 2025 and or VOSB Form(s) 2025. Please refer to the Special Provision for Disadvantaged Business Enterprise Participation and the Veteran Small Business Participation and Utilization Plan for a list of Certifying Agencies accepted by the Tollway. Proof of Certification includes Original letter of Certification, Certification Certificate, or the company listing in the Certifying Agency's database.

THE ILLINOIS STATE TOLL HIGHWAY AUTHORITY

ADVERTISEMENT FOR SEALED BIDS

Bid Schedule and information for

CONTRACT NO: RR-19-4489

Sealed Bids for the above numbered Contract as described below will be received by the Illinois Tollway at its offices, at 2700 Ogden Avenue, Downers Grove, Illinois 60515, until 10:30:00 a.m., local time, November 19, 2019, at which time the Bids will be opened and the bids read aloud.

An optional **pre-bid meeting** is scheduled for October 24, 2019 at the Central Administration Building in Downers Grove, at 2700 Ogden Avenue. The meeting will be held in Conference Room CONFERENCE ROOM 175 at 1:00 PM.

The work to be done under this Contract shall be started on or about February 27, 2020. All work under this Contract shall be completed by October 1, 2021.

The work under this Contract shall consist of: The work under this Contract shall consist of: Construction of maintenance facility building, truck wash, salt barn and fueling facility, grading, pavement construction, site work, erosion control measures, landscaping, drainage improvements, installation of permanent pavement markings, and lighting improvements. The work under this Contract is to be performed on: Elgin O'Hare Western Access (IL-390) at 830 Thomas Drive, Bensenville, Cook County, Illinois.

The work under this Contract is to be performed on: M16 I-390 AT MILE POST 16.6.

Bidders must demonstrate experience and competence with project of similar or greater complexity, size and cost by submitting completed Standard Form AIA Document A305; or be pre-qualified by the Capital Development Board (CDB); or Illinois Department of Transportation (IDOT) and submit with the bid the appropriate "Certification of Eligibility" as issued by IDOT and either IDOT's "Affidavit of Availability" or ISTHA's "Current Contractual Obligation".

Joint Ventures shall be limited to no more than three individually pre-qualified members.

Bidders are also required to be registered, or submit evidence of application, with the Illinois Department of Human Rights (IDHR). **There are NO EXCEPTIONS.**

Please note that written or oral communications received by the Illinois Tollway in connection with this solicitation may be required to be reported to the Procurement Policy Board as required by law. This provision is not intended to prohibit communications with State employees regarding a procurement matter, but rather only requires reporting of those communications when they occur.

All bids must be on forms prescribed by the Illinois Tollway and must comply with the terms and conditions set forth in the Contract Documents. Copies of the plans, special provisions, bid forms and other Contract Documents for this Contract are available from BHFx Digital Imaging and can be viewed and/or ordered for purchase by visiting the On-line Plan Room via www.illinoistollwaybidding.com. Copies of the current Illinois Tollway Supplemental Specifications to the Illinois Department of Transportation Standard Specifications for Road and Bridge Construction can be purchased directly from BHFx Digital Imaging. The current Illinois Tollway Supplemental Specifications may also be viewed in the 'Doing Business' section on the Tollway website. Current Illinois Department of Transportation Standard Specifications for Road and Bridge Construction, Supplemental Specifications and Recurring Special Provisions can be viewed and purchased from the Illinois Department of Transportation website. Electronic copies of the contract documents are also available on compact disk (CD) from BHFx Digital Imaging. Copies are in a portable document format (PDF). **Bidders with questions or in need of assistance in purchasing Contract Documents are to contact a BHFx Digital Imaging, Customer Service Representative at 630-393-0777, ask for the Plan Room.**

Questions pertaining to the intent of the Contract Documents may be sent to the Illinois Tollway, attention WDoyle@getipass.com, to be received no later than 2:00 p.m. local time on November 1, 2019.

A completed Questionnaire and a statement of Current Contractual Obligations on forms supplied by the Illinois Tollway will be required from the apparent low Bidder once the apparent low Bidder is determined. Each Bid must be accompanied by a Bid Guaranty in the amount of five (5%) per cent of the total amount shown in the Bid for the Contract. The Bid Guaranty shall be in the form of an acceptable bid bond or a bank draft, certified check or cashier's check drawn on a solvent bank made payable to the Illinois State Toll Highway Authority.

Award of the above Contract, if any award be made, will be to the lowest responsive and responsible Bidder or Bidders. The Illinois Tollway reserves the right to reject any and all Bids, to waive technicalities, or cancel the solicitation.

COPIES OF PLANS, SPECIAL PROVISIONS, BID FORMS, CONTRACT DOCUMENTS, STANDARD SPECIFICATIONS AND SUPPLEMENTAL SPECIFICATIONS ARE NOT AVAILABLE AT THE TOLLWAY CENTRAL ADMINISTRATION BUILDING.

DATE: October 4, 2019

THE ILLINOIS STATE TOLL HIGHWAY AUTHORITY

BID

CONTRACT NO. RR-19-4489

Bids will be received by The Illinois State Toll Highway Authority at its offices, 2700 Ogden Avenue, Downers Grove, Illinois, 60515 until 10:30:00 a.m., local time, November 19, 2019 and immediately thereafter publicly opened and read aloud.

TO THE CHAIRMAN OF THE ILLINOIS STATE TOLL HIGHWAY AUTHORITY:

The undersigned hereby proposes to perform: The work under this Contract shall consist of: Construction of maintenance facility building, truck wash, salt barn and fueling facility, grading, pavement construction, site work, erosion control measures, landscaping, drainage improvements, installation of permanent pavement markings, and lighting improvements. The work under this Contract is to be performed on: Elgin O'Hare Western Access (IL-390) at 830 Thomas Drive, Bensenville, Cook County, Illinois.

The services will be performed within the: M16 I-390 at Mile Post 16.6

The undersigned declares that the Advertisement for Sealed Bids, Instructions to Bidders, this Bid Form, IDOT Standard Specifications, Tollway Supplemental Specifications, Special Provisions, Plans, Addenda to the foregoing (if any), form of Agreement, forms of Contract Bonds, and other exhibits (if any), on file at the office of The Illinois State Toll Highway Authority have been carefully examined, and that the undersigned has inspected in detail the site of the proposed Work, and familiarized itself with all of the conditions affecting the Contract, and that has satisfied itself as to The Work to be done and the conditions under which it must be carried out, and understands that in submitting this Bid waives all rights to plead any misunderstanding regarding the same.

The undersigned hereby tenders this Bid to construct and complete said Work in accordance with the Plans, IDOT Standard Specifications, Tollway Supplemental Specifications (if any), and the accompanying Special Provisions now on file in the office of The Illinois State Toll Highway Authority, and the following addenda issued thereto:

Addendum No. _____	Date _____
Addendum No. _____	Date _____
Addendum No. _____	Date _____
Addendum No. _____	Date _____

The undersigned further agrees to furnish all necessary transportation, machinery, equipment, tools, labor and other means of construction; and to do all the work and to furnish all of the materials specified in the Contract in the manner and at the times prescribed under the supervision and direction of the Authority or its authorized representatives, for the lump sums and unit prices quoted in the following Schedule of Prices:

THE ILLINOIS STATE TOLL HIGHWAY AUTHORITY
 CONTRACT RR-19-4489C
 M-16 MAINTENANCE FACILITY AND SITE IMPROVEMENTS
 ELGIN O'HARE WESTERN ACCESS (IL 390)
 830 THOMAS DRIVE, BENSENVILLE, IL 60106

SCHEDULE OF PRICES

S.P.	PAY ITEM NO.	DESIGNATION	UNIT	QUANTITY	UNIT PRICE DOLLAR	AMOUNT DOLLAR
**	JS671020	MOBILIZATION, TOLLWAY (MODIFIED)	L SUM	1		
*	JT130110	SITE & BUILDING CONSTRUCTION	L SUM	1		
TOTAL AMOUNT OF CORE WORK						
*	JT154067	CONTRACT ALLOWANCE FOR CONSTRUCTIONWORKS APPRENTICES	UNIT	100,000	\$ 1.00	\$ 100,000.00
*	JT154077	CONTRACT ALLOWANCE FOR NETWORK AND IT INFRASTRUCTURE	UNIT	300,000	\$ 1.00	\$ 300,000.00
*	JT154118	ALLOWANCE FOR UNFORESEEN CONDITIONS	UNIT	710,000	\$ 1.00	\$ 710,000.00
*	JT154127	ALLOWANCE FOR UTILITY SERVICE CONNECTION	UNIT	1,500,000	\$ 1.00	\$ 1,500,000.00
*	JT154180	ALLOWANCE FOR MAINTENANCE OF EXISTING ENGINEER'S FIELD OFFICE	UNIT	100,000	\$ 1.00	\$ 100,000.00
	999ADJ45	CONSTRUCTIONWORKS APPRENTICES WAGE RATE PAYMENT	HOUR		15.00	
	999NEG22	DAMAGES TO ILLINOIS TOLLWAY'S OPERATIONAL FACILITIES PER S.P. 115.5 - IL-390	OCCUR		(2000.00)	
	999NEG30	DAMAGES TO ILLINOIS TOLLWAY'S OPERATIONAL FACILITIES PER S.P. 115.5 - ALL ROADWAYS OFF-PEAK	OCCUR		(2,000.00)	
	999NEG31	DAMAGE TO ELECTRICAL FACILITIES PER TOLLWAY SUPPL. SPEC. 107.30 (b)	INC/DAY		(1,000.00)	
	999NEG32	LIQUIDATED DAMAGES FOR DELAY IN SUBMITTAL OF PROGRESS SCHEDULE PER TOLLWAY SUPPL. SPEC. 108.02 (e)	DAY		(300.00)	
	999NEG44	LIQUIDATED DAMAGES FOR NON-COMPLETION PER S.P. 105.1.1	CAL DAY		(5,900.00)	
	999NEG45	LIQUIDATED DAMAGES FOR NON-COMPLETION PER S.P. 105.1.2	CAL DAY		(5,900.00)	
	999NEG47	LIQUIDATED DAMAGES FOR NON-COMPLETION PER S.P. 105.1.4	CAL DAY		(2,000.00)	
	999NEG49	DAMAGE TO FIBER OPTIC UTILITIES PER S.P. 115.3	OCCUR		(10,000.00)	
	999NEG53	NON-COMPLIANCE WITH CONTRACTOR QUALITY PROGRAM SPECIAL PROVISION	OCCUR		(1,000.00)	
	999NEG54	DAMAGE TO TOLLWAY MULTI-MODE CABLE, DMS SIGNS, CAMERAS, TELECOMMUNICATION, CABLE, ELECTRICAL, WATER AND SEWER PER S.P. 115.4	OCCUR		(1,000.00)	
TOTAL AMOUNT OF CONTINGENCY WORK + CONTRACTOR'S QUALITY PROGRAM						\$2,710,000.00

THE ILLINOIS STATE TOLL HIGHWAY AUTHORITY
 CONTRACT RR-19-4489C
 M-16 MAINTENANCE FACILITY AND SITE IMPROVEMENTS
 ELGIN O'HARE WESTERN ACCESS (IL 390)
 830 THOMAS DRIVE, BENSENVILLE, IL 60106

SCHEDULE OF PRICES

S.P.	PAY ITEM NO.	DESIGNATION	UNIT	QUANTITY	UNIT PRICE DOLLAR	AMOUNT DOLLAR
TOTAL AMOUNT OF CORE WORK + TOTAL AMOUNT OF CONTINGENCY WORK + CONTRACTOR'S QUALITY PROGRAM = TOTAL AMOUNT OF BASE BID						
BID CREDIT						
AWARD CRITERIA						

S.P. COLUMN LEGEND

- INDICATES SPECIAL PROVISION
- ** INDICATES TOLLWAY SUPPLEMENTAL SPECIFICATION

ILLINOIS STATE TOLL HIGHWAY AUTHORITY (Tollway)
 TABLE OF CONTENTS - SPECIAL PROVISIONS
 CONTRACT NO. RR-19-4489C
 M-16 MAINTENANCE FACILITY AND SITE IMPROVEMENTS
 ELGIN O'HARE WESTERN ACCESS (IL-390)
 830 THOMAS DRIVE, BENSENVILLE, IL. 6010

VOLUME II

S.P. NO	DESCRIPTION	
S.P. 101	LOCATION AND SCOPE OF WORK	J-1R
S.P. 102	CONTRACT NO. RR-19-4489C INDEX OF DRAWINGS	J-3
S.P. 103	CONTRACT COMPLETION DATE, SUBSTANTIAL AND INTERIM COMPLETION DATE	J-17R
S.P. 104	NOTICE TO PROCEED / COMMENCEMENT OF ON-SITE WORK	J-18R
S.P. 105	LIQUIDATED DAMAGES	J-18R
S.P. 106	COOPERATION WITH UTILITIES AND OTHERS	J-19
S.P. 107	INSURANCE	J-22R
S.P. 108	INDEMNIFICATION	J-24
S.P. 109	WORKING HOURS AND PROSECUTION OF THE WORK	J-24
S.P. 110	LIST OF INCIDENTALS TO THE PAY ITEMS	J-24
S.P. 111	EROSION AND SEDIMENT CONTROL	J-25
S.P. 112	QUALIFIED PRODUCTS	J-53
S.P. 113	RESERVED	J-54
S.P. 114	DELIVERY OF SALVAGEABLE MATERIAL TO THE ILLINOIS TOLLWAY	J-54
S.P. 115	ILLINOIS TOLLWAY OPERATIONAL FACILITIES	J-55
S.P. 116	APPROVING A PART OR PORTION OF THE WORK FOR BENEFICIAL USE	J-58
S.P. 117	RESERVED	J-59
S.P. 118	RIGHT-OF-WAY	J-59
S.P. 119	AVAILABLE GEOTECHNICAL INFORMATION	J-60
S.P. 120	AVAILABLE REPORTS	J-60
S.P. 121	ELECTRONIC DATA FILES AVAILABLE	J-60
S.P. 122	COMMITMENTS	J-60
S.P. 123	CONTRACT BOND	J-60
S.P. 124	SUBLETTING OF ASSIGNMENT OF CONTRACT	J-61
S.P. 125	RESERVED	J-61
S.P. 126	QUALIFICATIONS AND CERTIFICATIONS	J-61
	SITE AND BUILDING CONSTRUCTION	J-62
	CONTRACTOR'S QUALITY PROGRAM	J-63
	ALLOWANCE FOR UNFORESEEN CONDITIONS	J-64
	ALLOWANCE FOR UTILITY SERVICE CONNECTION	J-65
	CONTRACT ALLOWANCE FOR NETWORK AND IT INFRASTRUCTURE	J-67
	...	J-67
	CONTRACT ALLOWANCE FOR CONSTRUCTIONWORKS APPRENTICES	J-68

ILLINOIS STATE TOLL HIGHWAY AUTHORITY (Tollway)
 TABLE OF CONTENTS - SPECIAL PROVISIONS
 CONTRACT NO. RR-19-4489C
 M-16 MAINTENANCE FACILITY AND SITE IMPROVEMENTS
 ELGIN O'HARE WESTERN ACCESS (IL-390)
 830 THOMAS DRIVE, BENSENVILLE, IL. 6010

	MAINTENANCE OF EXISTING ENGINEER'S FIELD OFFICE.....	J-69A
	WARRANTY	J-70
DIVISION 01	GENERAL REQUIREMENTS	
11000	SUMMARY	J-76
12500	SUBSTITUTION PROCEDURES	J-77
13100	PROJECT MANAGEMENT AND COORDINATION	J-83
13300	SUBMITTAL PROCEDURES	J-92
13340	SUSTAINABLE SUBMITTAL PROCEDURES	J-100
13520	EXISTING UTILITY PROCEDURES	J-108
14000	QUALITY REQUIREMENTS	J-110
14200	REFERENCES	J-117
14216	DEFINITIONS	J-121
14523	QUALITY CONTROL SERVICES	J-126
15000	TEMPORARY FACILITIES AND CONTROLS	J-132
16000	PRODUCT REQUIREMENTS	J-133
17300	EXECUTION	J-137
17419	CONSTRUCTION WASTE MANAGEMENT – LEED V4 BD+C	J-144
17700	CLOSEOUT PROCEDURES	J-147
17823	OPERATION AND MAINTENANCE DATA	J-153
17839	PROJECT RECORD DOCUMENTS	J-160
17900	DEMONSTRATION AND TRAINING	J-164
18100	PERFORMANCE REQUIREMENTS	J-168
18113.14	SUSTAINABLE PERFORMANCE REQUIREMENTS	J-187
18113.15	ILLINOIS TOLLWAY M-16 LEED V4 FOR BUILDING DESIGN AND CONSTRUCTION	J-194
18120	SUPPORT STRUCTURE REQUIREMENTS	J-195
19100	GENERAL COMMISSIONING REQUIREMENTS	J-200
19104	SCOPE OF WORK	J-223
19105	CONTROL OF WORK	J-224
19106	CONTROL OF MATERIALS	J-225
19107	LEGAL REGULATIONS AND RESPONSIBILITY TO PUBLIC	J-226
19109	MEASUREMENT AND PAYMENT	J-227
DIVISION 02	EXISTING CONDITIONS	
24116	STRUCTURE DEMOLITION.....	J-228
24119	SELECTIVE DEMOLITION.....	J-234
DIVISION 03	CONCRETE	

ILLINOIS STATE TOLL HIGHWAY AUTHORITY (Tollway)
 TABLE OF CONTENTS - SPECIAL PROVISIONS
 CONTRACT NO. RR-19-4489C
 M-16 MAINTENANCE FACILITY AND SITE IMPROVEMENTS
 ELGIN O'HARE WESTERN ACCESS (IL-390)
 830 THOMAS DRIVE, BENSENVILLE, IL. 6010

96536	STATIC-CONTROL RESILIENT FLOORING	J-816
96623	RESINOUS MATRIX TERRAZZO FLOORING	J-822
99100	PAINTING	J-831
99600	INTERIOR PAVEMENT MARKINGS	J-847
DIVISION 10	SPECIALTIES	
101100	VISUAL DISPLAY SURFACES	J-851
101419	DIMENSIONAL LETTER SIGNAGE	J-856
101423	PANEL SIGNAGE	J-862
102113	TOILET COMPARTMENTS	J-872
102213	WIRE MESH PARTITIONS	J-877
102800	TOILET, BATH AND LAUNDRY ACCESSORIES	J-883
104413	FIRE EXTINGUISHER CABINETS	J-887
104416	FIRE EXTINGUISHERS	J-891
105113	METAL LOCKERS	J-894
107500	FLAGPOLES	J-901
108213	EQUIPMENT SCREENS	J-906
DIVISION 11	EQUIPMENT	
110513	COMMON MOTOR REQUIREMENTS FOR EQUIPMENT	J-910
110523	OVERHEAD CHLORIDE DISPENSING SYSTEMS AND TANKS	J-912
111114	SHOP EQUIPMENT	J-917
111120	WELDING EQUIPMENT	J-927
111123	TIRE CHANGING EQUIPMENT	J-935
111126	VEHICLE WASHING SYSTEM	J-943R
111140	VEHICLE LUBRICATION SERVICE EQUIPMENT	J-954
111151	VEHICLE EXHAUST GAS EXTRACTION SYSTEM	J-970
113100	RESIDENTIAL APPLIANCES	J-973
113670	ENGINEER'S FIELD OFFICE AND LABORATORY	J-983
DIVISION 12	FURNISHINGS	
122113	HORIZONTAL LOUVER BLINDS	J-990
122413	ROLLER WINDOW SHADES	J-995
123661	SIMULATED STONE COUNTERTOPS	J-1000
124813	ENTRANCE FLOOR MATS	J-1003
125100	OFFICE AND INDUSTRIAL FURNITURE	J-1005
DIVISION 13	SPECIAL CONSTRUCTION	
133400	PRE-ENGINEERED WOOD FRAME BUILDING SYSTEMS	J-1041

ILLINOIS STATE TOLL HIGHWAY AUTHORITY (Tollway)
 TABLE OF CONTENTS - SPECIAL PROVISIONS
 CONTRACT NO. RR-19-4489C
 M-16 MAINTENANCE FACILITY AND SITE IMPROVEMENTS
 ELGIN O'HARE WESTERN ACCESS (IL-390)
 830 THOMAS DRIVE, BENSENVILLE, IL. 6010

133441	FIBERGLASS KIOSKS	J-1050
DIVISION 14	CONVEYING EQUIPMENT	
145500	VERTICAL RECIPROCATING CONVEYORS	J- 1056
DIVISION 21	FIRE SUPPRESSION	
210553	IDENTIFICATION FOR FIRE-SUPPRESSION PIPING AND EQUIPMENT	J-1061
211000	WATER-BASED FIRE-SUPPRESSION SYSTEMS	J-1065
212200.13	CLEAN-AGENT FIRE-SUPPRESSION SYSTEMS	J-1075
213113	ELECTRIC-DRIVE, CENTRIFUGAL FIRE PUMPS	J-1094A
213400	PRESSURE-MAINTENANCE PUMPS	J-1094I
213900	CONTROLLERS FOR FIRE-PUMP DRIVERS	J-1094M
DIVISION 22	PLUMBING	
220516	EXPANSION FITTINGS AND LOOPS FOR PLUMBING PIPING	J-1095
220517	SLEEVES AND SLEEVE SEALS FOR PLUMBING PIPING	J-1097
220518	ESCUTCHEONS FOR PLUMBING PIPING	J-1101
220519	METERS AND GAGES FOR PLUMBING PIPING	J-1103
220523	GENERAL-DUTY VALVES FOR PLUMBING	J-1109
220529	HANGERS AND SUPPORTS FOR PLUMBING PIPING AND EQUIPMENT	J-1117
220553	IDENTIFICATION FOR PLUMBING PIPING AND EQUIPMENT	J-1127
220719	PLUMBING INSULATION	J-1132
220800	COMMISSIONING OF PLUMBING SYSTEMS	J-1144
221116	DOMESTIC WATER PIPING	J-1147
221119	DOMESTIC WATER PIPING SPECIALTIES	J-1160
221316	SANITARY WASTE AND VENT PIPING	J-1170
221319	SANITARY WASTE AND VENT PIPING SPECIALTIES	J-1179
221413	FACILITY STORM DRAINAGE PIPING	J-1183
221423	STORM DRAINAGE PIPING SPECIALTIES	J-1191
221513	COMPRESSED AIR PIPING	J-1194
223000	PLUMBING EQUIPMENT	J-1206
223400	FUEL-FIRED, DOMESTIC-WATER HEATERS	J-1210
224213.13	COMMERCIAL WATER CLOSETS	J-1214
224213.16	COMMERCIAL URINALS	J-1217
224216.13	COMMERCIAL LAVATORIES	J-1220
224233	WASH FOUNTAINS	J-1223
224500	EMERGENCY PLUMBING FIXTURES	J-1226
224716	PRESSURE WATER COOLERS	J-1230

ILLINOIS STATE TOLL HIGHWAY AUTHORITY (Tollway)
 TABLE OF CONTENTS - SPECIAL PROVISIONS
 CONTRACT NO. RR-19-4489C
 M-16 MAINTENANCE FACILITY AND SITE IMPROVEMENTS
 ELGIN O'HARE WESTERN ACCESS (IL-390)
 830 THOMAS DRIVE, BENSENVILLE, IL. 60106

S.P. 101 LOCATION AND SCOPE OF WORK

The improvements to be constructed under this contract shall be performed at 830 Thomas Drive in Bensenville, DuPage County, Illinois.

The work under this contract includes, but is not limited to:

- 1.) Construction of a maintenance facility
- 2.) Construction of a fueling facility
- 3.) Construction of a salt storage facility
- 4.) Site work including new pavement
- 5.) Drainage improvements
- 6.) Utility connections
- 7.) Earthwork
- 8.) Erosion control measures
- 9.) Installation of permanent pavement markings
- 10.) Lighting improvements
- 11.) All appurtenant and miscellaneous construction as shown on the plans and within the Special Provisions

The following work will require design by the contractor as it is included in this contract as a performance specification:

SPEC. SECTION	NAME
034100	STRUCTURAL PRECAST CONCRETE
034110	PRECAST CONCRETE HOLLOW CORE SLABS
034500	PRECAST ARCHITECTURAL CONCRETE
051200	STRUCTURAL STEEL FRAMING
052120	STEEL JOIST FRAMING
054000	COLD-FORMED STRUCTURAL FRAMING
055000	METAL FABRICATIONS
055119	METAL GRATING STAIR
055213	PIPE AND TUBE RAILINGS

PAGE LEFT INTENTIONALLY BLANK

PAGE LEFT INTENTIONALLY BLANK

PAGE LEFT INTENTIONALLY BLANK

PAGE LEFT INTENTIONALLY BLANK

ILLINOIS TOLLWAY STANDARD DRAWINGS	
DRAWING NO.	DESCRIPTION
B1-09	GUTTER AND CURB DETAILS
B19-02	EROSION PROTECTION
H1-08	LIGHT STANDARD FOUNDATION
H2-07	LIGHT STANDARD DETAILS
H4-04	HEAVY DUTY HAND HOLE AND BURIED WIRING DETAILS
H17-00	MAST ARM CABLE ASSEMBLY (SINGLE MAST ARM)
H18-00	PARKING LOT LIGHT FOUNDATION DETAILS
K1-08	TEMPORARY EROSION AND SEDIMENT CONTROLS
L1-01	FIBER OPTIC SYSTEM TYPICALS AND DRAWINGS
L2-00	FIBER OPTIC SPLICING DETAILS

IDOT HIGHWAY STANDARDS

DRAWING NO.	DESCRIPTION
420001-09	PAVEMENT JOINTS
420101-06	24' (7.2m) JOINTED PCC PAVEMENT
602001-02	CATCH BASIN TYPE A
602406-10	PRECAST MANHOLE TYPE A 6' DIAMETER
604001-04	FRAMES AND LIDS TYPE 1
701006-05	OFF-RD OPERATIONS, 2L, 2W, 15' TO 24" FROM PAVEMENT EDGE
701201-05	LANE CLOSURE, 2L, 2W, DAY ONLY, FOR SPEEDS >=45MPH
701301-04	LANE CLOSURE, 2L, 2W, LANE SHORT TIME OPERATIONS

S.P. 103 CONTRACT COMPLETION DATE, SUBSTANTIAL AND INTERIM COMPLETION DATES

S.P. 103.1 CONTRACT COMPLETION DATE

The Contractor shall complete all work under this Agreement for the performance of Contract No. RR-19-4489C on or before 11:59 p.m. on **October 1, 2021** and as specified in Article 108.05 of the Illinois Tollway Supplemental Specifications.

S.P. 103.2 SUBSTANTIAL COMPLETION DATE

The Contractor shall have completed all site work, building construction, paving activities and installed, tested and completed all utility services, installed, tested, balanced and commissioned all building mechanical and plumbing and associated appurtenances under this Agreement for the performance of Contract No. RR-19-4489C on or before 11:59 p.m. on **June 30, 2021**.

S.P. 103.4 INTERIM COMPLETION DATE

The Contractor shall have completed the M-16 proposed building and roofing, including heating and cooling systems and controls, weathertight doors and windows, such that interior work associated with the proposed building can continue through the winter season. This includes completion that said building will be protected from the elements and will not suffer damages from winter weather. Such work shall be completed on or before 11:59 p.m. on **November 2, 2020**.

S.P. 104 NOTICE TO PROCEED/COMMENCEMENT OF ON-SITE WORK

S.P. 104.1 NOTICE TO PROCEED FOR BUILDING CONSTRUCTION AND SITE IMPROVEMENTS

In accordance with Article 103.08 of the Illinois Tollway Supplemental Specifications, it is anticipated the Notice to Proceed will be issued after the Contract is approved by all parties; including a work commencement date no earlier than **February 27, 2020**. The Illinois Tollway will not issue the Notice to Proceed until all documents required by the Contract, including bonding and insurance requirements, are submitted by the Contractor and approved by the Illinois Tollway. A Time Extension Request shall not be considered should the Notice to Proceed be delayed due to the failure of the Contractor to submit contract documents in compliance with the specified requirements. There shall be no damages or additional compensation due the Contractor for delays, if any, in issuing the Notice to Proceed.

S.P. 105 LIQUIDATED DAMAGES FOR DELAY(S) AND INCENTIVE PLAN(S)

S.P. 105.1 Liquidated Damages

S.P. 105.1.1 Liquidated Damages for Non-Completion Per S.P. 103.1

In accordance with the provisions of Article 108.09 of the Illinois Tollway Supplemental Specifications, the Contractor shall pay to the Illinois Tollway the sum of **\$5900.00** per day, as liquidated damages for each and every calendar day beyond the Completion Date stipulated in S.P. 103.1 that the work, or any part thereof, remains incomplete.

S.P. 105.1.2 Liquidated Damages for Non-Completion Per S.P. 103.2

In accordance with the provisions of Article 108.09 of the Illinois Tollway Supplemental Specifications, the Contractor shall pay to the Illinois Tollway the sum of **\$5900.00** per day, as liquidated damages for each and every calendar day beyond the Substantial Completion Date stipulated in S.P. 103.2 that the work, or any part thereof, remains incomplete.

S.P. 105.1.4 Liquidated Damages for Non-Completion Per S.P. 103.4

In accordance with the provisions of Article 108.09 of the Illinois Tollway Supplemental Specifications, the Contractor shall pay to the Illinois Tollway the sum of **\$2000.00** per day, as liquidated damages for each and every calendar day beyond the Substantial Completion Date stipulated in S.P. 103.4 that the

Alex Bryant
Design Engineer
Legal Mandate Team
1000 Commerce Drive
Oak Brook, Illinois 60523
(630) 573-6456
Ab8652@att.com

4. Village of Bensenville
717 East Jefferson Street, Bensenville IL 60106
Joseph Caracci
Public Works Director
(630) 350-3435
jcaracci@bensenville.il.us

5. Comcast
Thomas Munar
Right-Of-Way Engineer
(224) 229-5851
Thomas_Munar@comcast.com

7. ISHTA ITS – G4S/Adesta
565 Willowbrook Centre Parkway, Willowbrook, IL 60527
Tom Kucharski
Construction Manager
(630) 568-5207
Thomas.kucharski@adestagroup.com

S.P. 106.1 COORDINATION WITH ILLINOIS DEPARTMENT OF TRANSPORTATION

NOT USED

S.P. 106.2.1 COORDINATION WITH THE VILLAGE OF BENSENVILLE

For construction on or adjacent to any Village street, the Contractor will be required to contact the Engineer who will contact the Village of Bensenville to secure necessary permits and obtain written authorization for any lane closures on Bensenville streets including:

- Thorndale Avenue
- Thomas Drive
- Supreme Drive

The Contractor is responsible for meeting all requirements of the Village of Bensenville in connection therewith and shall reference <https://www.bensenville.il.us/88/Public-Works> and https://www.sterlingcodifiers.com/codebook/index.php?book_id=819 for additional information.

S.P. 106.3 COORDINATION WITH OTHER CONTRACTORS

The Contractor shall coordinate all construction activities for the M-16 Maintenance Facility improvements with the construction of the Elgin O'Hare Western Access improvements as necessary. Contractor to coordinate with all other contractors working on Contract I-17-4683 as well as any adjacent Elgin-O'Hare Western Access Contract as needed.

The Contractor shall also coordinate the installation of the fiber optic duct banks, pulling cable and testing cable with Contract I-17-4683 such that the fiber optic is installed from the M-16 Maintenance Facility to the existing handhole just south of Thomas Drive and to Plaza 320 as shown on the plans. Fiber optic line shall be continuous with no splices.

For reference, ITS plans for the adjacent Elgin O'Hare Western Access work are included in the set as sheets ITSQ-1 through TD-4.

Contractor shall coordinate with the Elgin-O'Hare Western Access team regarding 404/401 permitting as necessary.

S.P. 106.4 COORDINATION WITH ILLINOIS STATE TOLL HIGHWAY AUTHORITY

Contractor access to the M-16 Maintenance Facility site from the Elgin-O'Hare Western Access is NOT allowed. The Contractor shall only use a combination of York Road, Supreme Drive and Thomas Drive. Staging or storage of equipment or material along the Elgin-O'Hare Western Access is not allowed.

S.P. 107 INSURANCE

Article 107.27 (f)(4) of the Tollway Supplemental Specifications is revised to read:

Excess/Umbrella Liability - In addition to the limits of coverage specified in (1), (2) and (3) above, not less than **\$10,000,000** each occurrence and aggregate per project will be maintained by the Contractor.

J. ADDITIONAL INSURED PROTECTION

NOT USED

S.P. 107.1 ENGINEERING PROFESSIONAL LIABILITY

Engineering Professional Liability insurance shall be maintained during the duration of the contract and then provide a discovery period of no less than 5 years after project completion. The discovery period requirement may be met by either an endorsement to the Engineering Professional Liability policy indicating the 5-year discovery period or, alternatively, a letter from the Engineering Professional warranting that Engineering Professional Liability insurance shall be maintained continuously for a period of not less than five years after project completion. The policy may be written on a claims-made basis. Insurance documentation is required of the engineering firm providing the actual design or calculations. Primary professional liability for the engineering firm should be for a minimum of \$2 million per claim and in aggregate.

Below is a listing of the items which require Engineering Professional Liability Insurance for general information only. The list is not intended to be all-inclusive and, therefore, the Contractor is required to provide Engineering Professional Liability Insurance for all items, temporary or permanent, for which the Contractor is responsible for submitting plans, shop drawings, calculations or any other design element requiring a Professional Engineer or Structural Engineer stamp.

SPEC. SECTION	NAME
034100	STRUCTURAL PRECAST CONCRETE
034110	PRECAST CONCRETE HOLLOW CORE SLABS
034500	PRECAST ARCHITECTURAL CONCRETE
051200	STRUCTURAL STEEL FRAMING
052120	STEEL JOIST FRAMING

ALLOWANCE FOR MAINTENANCE OF EXISTING ENGINEER'S FIELD OFFICE

Description. This special provision establishes a budgetary allowance for providing and maintaining a field office, services, and rental fees for the exclusive use of the Illinois Tollway at the address listed below:

1101 Biesterfield Road
Elk Grove Village, Illinois 60007

General Requirements. The Contractor shall maintain and provide for the continuation of services to the field office in accordance with this Special Provision.

Field Office and Services. The field office shall remain at the current location and be maintained until released by the Engineer. The removal of the field office will be included in this Contract. Additional services to be provided by the Contractor are at the discretion of the Engineer.

Method of Measurement. This work will not be measured for payment.

Basis of payment. Payment for this work will be made as specified in Illinois Tollway Supplemental Specifications Article 109.04 using a force account basis. Payment for this work will not exceed the costs incurred by the Contractor and approved by the Engineer.

Any extraordinary damage to the field office and equipment during the course of the contract will be repaired by the Contractor and be paid for according to Illinois Tollway Supplemental Specifications Article 109.04 at the discretion of the Engineer

Pay Item Number	Designation	Unit of Measure
JT154180	ALLOWANCE FOR MAINTENANCE OF EXISTING ENGINEER'S FIELD OFFICE	UNIT

1.05 QUALITY ASSURANCE

- A. Installer Qualifications: An entity that employs installers and supervisors who are trained and approved by manufacturer for both installation and maintenance of units required for this Project.
 - 1. Maintenance Proximity: Not more than two hours' normal travel time from Installer's place of business to Project site.
- B. Fire-Rated Door Assemblies: Assemblies complying with NFPA 80 that are listed and labeled by a qualified testing agency, for fire-protection ratings indicated, based on testing at as close to neutral pressure as possible according to NFPA 252 or UL 10B.

PART 2 - PRODUCTS

2.01 MANUFACTURERS, GENERAL

- A. Source Limitations: Obtain coiling counter doors from single source from single manufacturer.
 - 1. Obtain operators and controls from coiling counter door manufacturer.

2.02 FIRE-RATED COUNTER DOOR ASSEMBLY

- A. Fire-Rated Counter Door: Overhead fire-rated coiling door formed with curtain of interlocking metal slats.

Basis-of-Design Product: Subject to compliance with requirements, provide Cornell Cookson Company, AlarmGard Tube Motor, or approved comparable product by one of the following:

- a. Cornell Cookson Company
 - b. Overhead Door Corporation
 - c. C.H.I. Overhead Doors
 - d. Raynor
- B. Operation Cycles: Door components and operators capable of operating for not less than 20,000. One operation cycle is complete when a door is opened from the closed position to the fully open position and returned to the closed position.
 - 1. Include tamperproof cycle counter.
 - C. Fire Rating: 1-1/2 hours.
 - D. Door Curtain Material: Stainless steel.
 - E. Door Curtain Slats: Flat profile slats of 1-1/2-inch center-to-center height.
 - F. Curtain Jamb Guides: Stainless steel with exposed finish matching curtain slats.
 - G. Hood: Stainless steel.
 - 1. Shape: Square.
 - 2. Mounting: Face of wall.

- H. Sill Configuration: Integral stainless steel counter.
 - 1. Stainless Steel: Type 304.
- I. Locking Devices: Equip door with slide bolt for padlock.
- J. Electric Door Operator:
 - 1. Standard duty, up to 25 cycles per hour and up to 90 cycles per day.
 - 2. Emergency Manual Operation: Hand Crank.
 - 3. Battery Backup
 - 4. Obstruction Detection Devices:
 - a. Automatic photoelectric sensors
 - b. Constant pressure activated control switch
 - 5. Control Station: Interior-side mounted
- K. Curtain Accessories: Equip door with smoke seals, automatic closing device, and push/pull handles.
- L. Door Finish:
 - 1. Stainless-Steel Finish: No. 4 (polished directional satin).
 - 2. Interior Curtain-Slat Facing: Match finish of exterior curtain-slat face.

2.03 MATERIALS, GENERAL

- A. Electrical Components, Devices, and Accessories: Listed and labeled as defined in NFPA 70, by a qualified testing agency, and marked for intended location and application.

2.04 DOOR CURTAIN MATERIALS AND CONSTRUCTION

- A. Door Curtains: Fabricate coiling counter-door curtain of interlocking metal slats in a continuous length for width of door without splices. Unless otherwise indicated, provide slats of thickness and mechanical properties recommended by door manufacturer for performance, size, and type of door indicated, and as follows:
 - 1. Stainless-Steel Door Curtain Slats: ASTM A 666, Type 304; sheet thickness of 0.025 inch; and as required.
 - 2. Metal Interior Curtain-Slat Facing: Match metal of exterior curtain-slat face.
- B. Curtain Jamb Guides: Manufacturer's standard angles or channels and angles of same material and finish as curtain slats unless otherwise indicated, with sufficient depth and strength to retain curtain, to allow curtain to operate smoothly, and to withstand loading. Slot bolt holes for guide adjustment. Provide removable stops on guides to prevent over travel of curtain.

2.05 HOODS

- A. General: Form sheet metal hood to entirely enclose coiled curtain and operating mechanism at opening head. Contour to fit end brackets to which hood is attached. Roll and reinforce top and bottom edges for stiffness. Form closed ends for surface-mounted hoods and fascia for any portion of between-jamb mounting that projects beyond wall face. Equip hood with intermediate support brackets as required to prevent sagging.

1. Stainless Steel: 0.025-inch- thick stainless-steel sheet, Type 304, complying with ASTM A 666.
2. Include automatic drop baffle on fire-rated doors to guard against passage of smoke or flame.

2.06 LOCKING DEVICES

- A. Slide Bolt: Fabricate with side-locking bolts to engage through slots in tracks for locking by padlock, located on both left and right jamb sides, operable from coil side.

2.07 CURTAIN ACCESSORIES

- A. Smoke Seals: Equip each fire-rated door with replaceable smoke-seal perimeter gaskets or brushes for smoke and draft control as required for door listing and labeling by a qualified testing agency.
- B. Push/Pull Handles: Equip each push-up-operated or emergency-operated door with lifting handles on each side of door, finished to match door.
- C. Automatic-Closing Device: Equip each fire-rated door with an automatic-closing device or holder-release mechanism and governor unit complying with NFPA 80 and an easily tested and automatic reset mechanism. Testing for doors shall allow resetting by opening the door without retensioning the counterbalancing mechanism. Automatic-closing device shall be designed for activation by the following:
 1. Building fire-detection, smoke-detection, and -alarm systems.
 2. Basis of Design product: AlarmGard Tube Motor with auto-test system by Cookson.

2.08 COUNTER DOOR ACCESSORIES

- A. Integral Metal Counter: Fabricate counter as integral part of frame assembly of Type 304 stainless steel in manufacturer's standard thickness with No. 4 finish.

2.09 COUNTERBALANCING MECHANISM

- A. General: Counterbalance doors by means of manufacturer's standard mechanism with an adjustable-tension, steel helical torsion spring mounted around a steel shaft and contained in a spring barrel connected to top of curtain with barrel rings. Use grease-sealed bearings or self-lubricating graphite bearings for rotating members.
- B. Counterbalance Barrel: Fabricate spring barrel of manufacturer's standard hot-formed, structural-quality, seamless carbon-steel pipe, of sufficient diameter and wall thickness to support rolled-up curtain without distortion of slats and to limit barrel deflection to not more than 0.03 in./ft. of span under full load.
- C. Counterbalance Spring: One or more oil-tempered, heat-treated steel helical torsion springs. Size springs to counterbalance weight of curtain, with uniform adjustment accessible from outside barrel. Secure ends of springs to barrel and shaft with cast-steel barrel plugs.
 1. Fire-Rated Doors: Equip with auxiliary counterbalance spring and prevent tension release from main counterbalance spring when automatic closing device operates.
- D. Torsion Rod for Counterbalance Shaft: Fabricate of manufacturer's standard cold-rolled steel, sized to hold fixed spring ends and carry torsional load.

6. Include similar Samples of accessories involving color selection.

1.03 INFORMATIONAL SUBMITTALS

- A. Qualification Data: For Installer.

1.04 CLOSEOUT SUBMITTALS

- A. Maintenance Data: For overhead coiling doors to include in maintenance manuals.

1.05 QUALITY ASSURANCE

- A. Installer Qualifications: An entity that employs installers and supervisors who are trained and approved by manufacturer for both installation and maintenance of units required for this Project.
 1. Maintenance Proximity: Not more than two hours' normal travel time from Installer's place of business to Project site.
- B. Fire-Rated Door Assemblies: Assemblies complying with NFPA 80 that are listed and labeled by a qualified testing agency, for fire-protection ratings indicated, based on testing at as close to neutral pressure as possible according to NFPA 252 or UL 10B.
 1. Smoke Control: In corridors and smoke barriers, provide doors that are listed and labeled with the letter "S" on the fire-rating label by a qualified testing agency for smoke- and draft-control based on testing according to UL 1784; with maximum air-leakage rate of 3.0 cfm/sq. ft. (0.01524 cu. m/s x sq. m) of door opening at 0.10-inch wg (24.9 Pa) for both ambient and elevated temperature tests.
- C. Regulatory Requirements: Comply with applicable provisions in the U.S. Architectural & Transportation Barriers Compliance Board's ADA-ABA Accessibility Guidelines and ICC A117.1.

PART 2 - PRODUCTS

2.01 MANUFACTURERS, GENERAL

- A. Source Limitations: Obtain overhead coiling doors from single source from single manufacturer.
 1. Obtain operators and controls from overhead coiling door manufacturer.

2.02 PERFORMANCE REQUIREMENTS

- A. Seismic Performance: Overhead coiling doors shall withstand the effects of earthquake motions determined according to ASCE/SEI 7.
 1. Component Importance Factor: 1.0.

2.03 FIRE-RATED DOOR ASSEMBLY (Door Type E – 1 hour rated)

- A. Fire-Rated Service Door: Overhead fire-rated coiling door formed with curtain of interlocking metal slats.
 1. Basis-of-Design Product: Subject to compliance with requirements, provide Cornell Cookson AlarmGard Plus, or approved comparable product by one of the following:
 - a. Cornell Cookson Company

- b. Overhead Door Corporation.
 - c. C.H.I. Overhead Doors
 - d. Raynor.
- B. Operation Cycles: Door components and operators capable of operating for not less than 50,000. One operation cycle is complete when a door is opened from the closed position to the fully open position and returned to the closed position.
- 1. Include tamperproof cycle counter.
- C. Fire Rating: 1 hour.
- D. Door Curtain Material: Galvanized steel.
- E. Door Curtain Slats: Flat profile slats of 1-1/2-inch (48-mm) center-to-center height.
- F. Curtain Jamb Guides: Galvanized steel with exposed finish matching curtain slats.
- G. Hood: Match curtain material and finish.
- 1. Shape: Round.
 - 2. Mounting: Face of wall.
- H. Locking Devices: Equip door with slide bolt for padlock.
- I. Electric Door Operator:
- 1. Usage Classification: Heavy duty, 25 or more cycles per hour and over 90 cycles per day.
 - 2. Operator Location: Wall.
 - 3. Safety: Listed according to UL 325 by a qualified testing agency for commercial or industrial use; moving parts of operator enclosed or guarded if exposed and mounted at 8 feet (2.44 m) or lower.
 - 4. Motor Exposure: Interior.
 - 5. Emergency Manual Operation: Chain type.
 - 6. Battery Backup
 - 7. Obstruction Detection Device: Automatic photoelectric sensor, self monitoring type.
 - 8. Control Station(s): Interior mounted.
 - 9. Other Equipment: Audible and visual signals.
- J. Curtain Accessories: Equip door with smoke seals, automatic closing device and astragal.
- K. Door Finish:
- 1. Baked-Enamel or Powder-Coated Finish: Color as selected by Architect from manufacturer's full range.

2. Basis of Design product: AlarmGard Plus with auto-test and battery backup by Cookson.

2.09 COUNTERBALANCING MECHANISM

- A. General: Counterbalance doors by means of manufacturer's standard mechanism with an adjustable-tension, steel helical torsion spring mounted around a steel shaft and contained in a spring barrel connected to top of curtain with barrel rings. Use grease-sealed bearings or self-lubricating graphite bearings for rotating members.
- B. Counterbalance Barrel: Fabricate spring barrel of manufacturer's standard hot-formed, structural-quality, seamless carbon-steel pipe, of sufficient diameter and wall thickness to support rolled-up curtain without distortion of slats and to limit barrel deflection to not more than 0.03 in./ft. (2.5 mm/m) of span under full load.
- C. Counterbalance Spring: One or more oil-tempered, heat-treated steel helical torsion springs. Size springs to counterbalance weight of curtain, with uniform adjustment accessible from outside barrel. Secure ends of springs to barrel and shaft with cast-steel barrel plugs.
 1. Fire-Rated Doors: Equip with auxiliary counterbalance spring and prevent tension release from main counterbalance spring when automatic closing device operates.
- D. Torsion Rod for Counterbalance Shaft: Fabricate of manufacturer's standard cold-rolled steel, sized to hold fixed spring ends and carry torsional load.
- E. Brackets: Manufacturer's standard mounting brackets of either cast iron or cold-rolled steel plate.

2.10 ELECTRIC DOOR OPERATORS

- A. General: Electric door operator assembly of size and capacity recommended and provided by door manufacturer for door and operation-cycles requirement specified, with electric motor and factory-prewired motor controls, starter, gear-reduction unit, solenoid-operated brake, clutch, control stations, control devices, integral gearing for locking door, and accessories required for proper operation.
 1. Comply with NFPA 70.
 2. Control equipment complying with NEMA ICS 1, NEMA ICS 2, and NEMA ICS 6, with NFPA 70 Class 2 control circuit, maximum 24-V ac or dc.
- B. Usage Classification: Electric operator and components capable of operating for not less than number of cycles per hour indicated for each door.
- C. Door Operator Location(s): Operator location indicated for each door.
 1. Wall Mounted: Operator is mounted to the inside front wall on the left or right side of door and connected to door drive shaft with drive chain and sprockets. Side room is required for this type of mounting. Wall mounted operator can also be mounted above or below shaft; if above shaft, headroom is required.
- D. Motors: Reversible-type motor with controller (disconnect switch) for motor exposure indicated.
 1. Electrical Characteristics:
 - a. Phase: 3 Phase
 - b. Volts: 480 V.
 - c. Hertz: 60.

6. Unit has clear lamp cushion and bumper at end of light to allow maximum light out at the end, yet protects the lamp from impact.

7. Basis of Design Product: Reelcraft L4050 163 10, with style #10 LED light.

B. Electric Power Cord Reel (ECR-1)

1. Heavy duty electric cord reel with 45 foot cord and GFCI triple tap cord end.

2. UL listed at 125 Volt, 15 amp, 60 HZ with 12 gauge cable.

3. Wall or ceiling mounted with adjustable cord stop.

4. Basis of Design Product: Reelcraft L4545 123 9G, with style #9 GFCI Triple Tap.

2.07 WATER HOSE AND REEL

A. Hose and Reel (HR-1)

1. Water hose: 3/4 inch diameter x 100 ft length

2. Hose reel: Wall mounted, Steel, 15-1/2 inch diameter

3. Basis of Design Product: Liberty, 2LRK9

B. Hose and Reel Stainless Steel (HR-2)

1. Water hose: 3/4 inch diameter x 100 ft length

2. Hose reel: Wall mounted, Stainless Steel, 15-1/2 inch diameter

3. Location: Wash bays

4. Basis of Design Product: Liberty, #709-S2 Dual Mount Hose Reel

PART 3 - EXECUTION

3.01 EXAMINATION

A. General: Examine areas and conditions under which work is to be installed for compliance with requirements of Contract Documents and to determine if conditions affecting performance of work are satisfactory. Do not proceed with work until unsatisfactory conditions have been resolved. Commencement of installation shall constitute acceptance of conditions.

B. Existing Conditions:

1. Examine piping, duct and electrical system rough-ins that are to service equipment to verify actual locations of connections before installation of equipment.

2. Examine constructions, including wall, ceiling and roof as applicable and other adjacent appurtenances for suitable conditions where exhaust fans, exhaust hoods and other like items will be installed.

C. Report: Submit written report, endorsed by installer, indicating conditions unsatisfactory for installation of equipment or detriment to performance or installation of equipment.

3.02 COORDINATION AND ACCESS

A. Coordination: Coordinate timing and availability of respective spaces with delivery, uncrating, handling and installation of each piece of equipment. On-site storage shall be kept to a minimum with each piece of equipment scheduled for installation upon delivery.

B. Access: Any temporary openings, removal and subsequent reinstallation or relocation of

SECTION 111126 – VEHICLE WASHING SYSTEM

PART 1 - GENERAL

1.01 SUMMARY

- A. Provide wash bay equipment and accessories for a complete functional installation as indicated on the drawings and specified herein.
- B. Wash bay equipment includes, but is not limited to the following:
 - 1. Automatic Touchless Fresh Water Vehicle Under Chassis Wash System
 - 2. Self-Serve Pressure Washer & Foam Brush Wash System
 - 3. Low Pressure, High Volume Wash System: Fire Hoses and Reels

1.02 RELATED SECTIONS

- A. Section 03300 – Cast-in-Place Concrete
- B. Section 111114 – Shop Equipment
- C. Division 22 – Plumbing
- D. Division 23 – Mechanical
- E. Division 26 – Electrical

1.03 REFERENCES

- A. Underwriter's Laboratories, Inc. (U.L.) File #MH-9061 (N) for storage of flammable liquids (Tanks).
- B. Underwriter's Laboratories, Inc. (U.L.) File #MH 9162 Nonmetallic Underground Piping for flammable liquids (Pipe and Fittings).
- C. National Fire Protection Association (NFPA-30) Flammable and Combustible Liquids Code.
- D. National Fire Protection Association (NFPA-30A) Automotive and Marine Service Station Code.
- E. National Fire Protection Association (NFPA-32) Underground Leakage of Flammable and Combustible Liquids.
- F. State of Illinois Rules, Regulations, and Laws, regarding Gasoline and Volatile Oils (Red Book).
- G. Local Codes.
- H. ASTM Standard Documents number D-4021-81 (Tanks).
- I. ASTM Standard Documents Number D-2310, standard classification RTRP-11CZ. (Fiberglass Pipe).

- J. American Petroleum Institute (API) Publications 1615: Installation of Underground Petroleum Storage Systems.
- K. American Petroleum Institute (API) Recommended Practice 1635: Recommended Practice for Underground Petroleum Product Storage Systems at Marketing and Distribution Facilities.
- L. American Petroleum Institute (API), Recommended Practice 1604: Recommended Practice for Abandonment or Removal of Used Underground Service Station Tanks.

1.04 SUBMITTALS FOR REVIEW

- A. Section 013300 - Submittal Procedures: Procedures for submittals.
- B. Product Data: Provide component dimensions, anchorage details and methods, details and other pertinent information.
- C. Installation instructions of manufacturer for each type of vehicle wash equipment. Include published data certified conformance report or certified laboratory test report of manufacturer stating equipment meets requirements of contract documents.
- D. Shop Drawings: Submit shop drawings for fabrication and installation of vehicle service and vehicle wash equipment and associated accessories. Indicate requirements and details for following and other pertinent data included in submittal product data of manufacturer:
 - 1. Layout arrangement, dimensions, and identification of equipment. Indicate arrangement of adjacent construction relative to this work.
 - 2. Typical and special details of assembly, installation and anchorage.
 - 3. Wiring diagram for electrical power and controls.
- E. Maintenance Manual: Furnish maintenance manual for vehicle service and vehicle wash equipment which includes complete maintenance and operating instructions, information for preventative and corrective maintenance, trouble shooting list, parts list, source of maintenance service and like information.
- F. Equipment manufacturer's letter of approval of equipment installer.

1.05 QUALITY ASSURANCE

- A. Installer of each type of equipment shall have a minimum of 5 years documented experience with the installation of similar equipment, capable of providing maintenance service work, and acceptable to the warranties of the installed equipment.

1.06 DELIVERY, STORAGE, AND PROTECTION

- A. Packaged materials shall be delivered to the project in sealed containers bearing manufacturer's name and material identification. Materials shall be stored in strict accordance with the manufacturer's printed directions, copies of which shall be furnished to the construction manager.
- B. Protect materials against damage from mechanical abuse, salts, acids, staining, and other foreign matter by an approved means during transportation, storage and erection, and until completion of construction work. All unsatisfactory materials shall be removed from the premises, and all damaged materials replaced with new materials.

PART 2 - PRODUCTS

2.01 AUTOMATIC TOUCHLESS FRESH WATER VEHICLE UNDER CHASSIS WASH SYSTEM

A. General:

1. The supplier is to be responsible for the supply of necessary equipment, materials and service for the complete assembly and erection of the equipment so that it is ready for operation as per these specifications.
2. Furnish an automatic, touchless, heavy-duty vehicle wash system with the ability to wash all types of street legal vehicles used by fleet owners for under chassis in drive-in/back-out or back-in/drive-out mode.
3. Basis-of-Design Product: Subject to compliance with requirements, provide InterClean Equipment Automatic Touchless Fresh Water Vehicle Under Chassis Wash System by Tammermatic Group or Tollway approved comparable system.
4. Warranty
 - a. General: Warranty work meeting provisions of Conditions of the Contract, except warranty shall include additional requirements specified in this Article.
 - b. Defective materials and workmanship shall include, but not be limited to, noisy, rough or substandard operation; loose, damaged and missing parts; and abnormal deterioration.
 - c. Warranty work specified herein is for one (1) year from the date of substantial completion against defects in materials. All rotating spinners have a three (3) year full parts warranty.

B. Wash System Performance:

1. Activation: The activation of the vehicle wash system shall be programmed at the owner's direction to either be dependent upon a proximity reader, utilizing the Owner's current system, manual switch, or a keyed entry at the Automatic Wash Keypad.
2. Operation: Once activated, the vehicle washer shall be actuated in cycle sequence by vehicles driven in a fixed path between tire guides at a slow speed (50-60 feet/minute) through the washing system. All washing operations shall be automatically activated by the vehicle (driving through).
3. The supplier is responsible to design the equipment to satisfactorily wash up to 40 vehicles per hour. The vehicle wash shall be able to remove most of the visible heavy dirt accumulation and the road film from the owner's vehicles when they are driven thru the washer at 50 ft/min. The cleaning performance shall match and/or exceed those standards that are prevailing in the touchless retail car wash industry. The amount of detergent used per vehicle to remove road film shall not exceed 0.4 gallons. No acids containing fluorides (HF or ABF) shall be allowed. The evaluation of the system capability to remove road film shall be determined only after the vehicles have dried after the washing has been completed.
4. The supplier is solely responsible for the equipment performance. Should the equipment not perform, as per these specification requirements, the supplier shall modify, add and/or alter the equipment supplied at his own expense until the performance is satisfactory. The Owner shall approve all such changes. Should the performance criteria not be met after the changes, the supplier shall remove the system at no cost to the owner.

5. The vehicle wash system with multiple wash selections capable of washing each of the following vehicles:
 - a. Cars, Pick-ups, Vans.
 - b. Dump trucks, solid waste trucks, all street legal public works fleet vehicles.
 - c. Plow trucks with front, side, rear, and underneath plow attachments.
 - d. Utility trucks with or without attached ladders and other equipment.
 - e. Tractors and other industrial equipment/trailers.
- C. Mechanical Interconnection Piping:
1. All field plumbing and mechanical work will be done by Mechanical Contractor, including:
 - a. Water and gas utilities up to and connecting to the equipment room.
 - b. Interconnecting piping between various components located in the wash bay and the equipment room.
 - c. Furnish and Installation of:
 - 1) Duct for water heater
 - 2) Backflow preventer
- D. Electrical Interconnection Wiring:
1. All field electrical work will be done by Electrical Contractor, including:
 - a. Electrical service up to and connecting to the equipment panel.
 - b. Interconnecting wiring between various equipment components located in the equipment room.
 - c. Interconnecting wiring between the equipment in the equipment room and the equipment located in the wash bay.
- E. Wash System Technical Specifications:
1. Chassis Wash System:
 - a. Chassis wash shall include separate spray bars as indicated on drawings.
 - b. Under Chassis Spray Bar (UCS-3) shall be 1-1/2" stainless steel pipe and activated by use of a wash system selector switch for vehicle type.
 - c. Under Chassis Spray (UCS-4) shall be operated by the 20HP pump, made of 3 inch schedule 40 galvanized piping welded in a rectangular form, 23 nozzles, with integral grating, designed to cover 100% of the under chassis of all trucks used by the owner, and activated by use of a wash system selector switch for large vehicles.
 2. Pumping Module:
 - a. The high-pressure pump is of the centrifugal diffuser type as manufactured by ITT / Goulds Pump and shall be capable of producing pressures up to 320 PSI.
 - b. Casing: The suction casing is 3.0 inch 250 lb. ANSI flat faced flanged. It shall be oriented to right angles of the vertical center line when viewed from the drive end. The discharge is 2.0 inch 600 lb. ANSI raised face flange oriented on the vertical center line. The suction casing, discharge casing, stage casing and diffusers are made of ductile iron free from blow holes, sand pockets, or other detrimental defects. Flow passages

are smooth to permit maximum efficiency. Pump is equipped with external tie bolts to hold the radially split casing sealed by 'O' rings. The casing is capable withstanding the hydrostatic test pressure 150% of maximum pumping pressure under which the pump could operate at the designed speed.

- c. Impellers: The impellers are of the enclosed single suction type, hydraulically balanced to minimize axial thrust loads. Each impeller is individually keyed to the shaft. Impeller is bronze.
 - d. Stuffing box: Packed type stuffing boxes are equipped with a mechanical seal.
 - e. Shaft Sleeves: The shaft sleeve though the stuffing box is 11-13% chrome stainless steel hardened to a minimum of 225 Brinnel and is keyed to the shaft.
 - f. Shaft: The shaft is standard carbon steel adequately sized for loads transmitted.
 - g. Bearing: The bearings are designed for an average life of 50,000 hours. The outboard bearing is a deep groove type; the in board bearings are of the radial roller type with grease fittings.
 - h. Base: A steel base plate contains the mounting of the pump and motor, which are carefully aligned and bolted in place prior to shipment. Final alignment will be checked and certified after installation and prior to operation by the user.
 - i. Coupling: The pumping module has a "Jaw" type coupling as manufactured by Lovejoy or equal and includes a coupling guard.
3. Electric Motor:
- a. The electric motor shall be of the squirrel cage induction type suitable for across the line starting. Motor shall operate on 460 Volt, 3-phase, 60 cycle and be ODP with a 1.15 service factor.
 - b. The motor shall be sized so as not to exceed the name plate horse power during operation. The motor should be a minimum of 20 HP.
 - c. The motor shall be certified by the manufacturer for 25 activations per hour.
4. Electric Control Panel and Components:
- a. The panel and controls must be built according to these specifications. No substitutions shall be allowed. No PLC based Control panel shall be accepted as substitution. Any auxiliary panel reporting to master control panel can be based on PLC.
 - b. The industrial PC component is used as the HMI and process controller for proposed components and future vehicle wash systems. The application software provides near-real time control of the entire wash system. The PC is connected to distribute I/O using Ethernet network.
 - c. The PC shall be panel mounted onto a 4'x5'x1' electrical enclosure, which also houses the electrical controls for the wash system. The PC may be mounted in its own enclosure in an office environment. The PC provides the centralized infrastructure to enable simple and complete integration with other systems, including modems, point of sale LANs, video, wireless internet, smart card readers, and other systems not yet developed. The PC shall be compatible with Linux and Windows operating systems.
 - d. The application software shall be developed and provided by the bidder. This software shall include the specified training was completed and covered all future expansions. The application software shall be written either for Linux or Windows-based systems. The wash software shall provide the following:
 - 1) GUI shall be intuitive to use by people without computer experience. Little or no training should be required.

- 2) At program start up, all devices shall be initialized to a known state.
 - 3) All systems settings, such as baud rates, parity, comm. port configurations etc, shall be reconfigurable without necessitating recompiling the application software.
 - 4) All user configurable settings shall be stored to disk using *.ini files, the windows registry, or a database to remember settings between reboots. These include all timing set points, alarm settings, and communication settings.
 - 5) Data being logged to disk shall be buffered and only physically written to desk periodically to prolong the life of flash/hard drive.
 - 6) All user actions shall be logged to disk with a time and date stamp. User actions include: Timing changes, putting the system into auto/manual, changing options, or powering the system up/down.
 - 7) Periodic polling of I/O may be initiated by either hardware or software interrupts. All real time processes, such as those required for closed loop control, shall be hardware interrupt driven.
 - 8) A hardware watchdog circuit shall be used in case the PC locks up. Minimum timeout shall be 10 seconds. This circuit will be in series with the E-stop circuitry.
 - 9) Error handling must be provided for each and every line of code. It is not necessary to alert the user of all errors, but all handled errors shall be logged to disk.
 - 10) Alarms should have user configurable delays to prevent nuisance tripping.
 - 11) Latency: scanning interval for all closed loop processes should be executed <500 ms.
 - 12) Provide terminal windows for spying on any devices communicating to PC via ethernet, RS232, etc. These will be used for troubleshooting communications problems.
 - 13) Failure of any single component shall result in disabling the entire wash. For example, the system will not be allowed to wash vehicles in a crippled state is a chemical pump motor overload trips.
- e. The Industrial Control Panel shall be manufactured and evaluated in accordance with the Underwriters Laboratories, Inc. (UL) standard 508A (Industrial Control Panels). In addition, the panel shall be evaluated for high-capacity short circuit withstand and shall bear the appropriate UL marks including the short circuit withstand value mark as part of the official UL label.
 - f. The Industrial Control Panel shall be designed for operation on a 460 Volt, 3 phase, 60 Hertz system, with a short circuit capacity of 25,000 amperes RMS Symm available at the incoming line terminals of the control panel.
 - g. The Industrial Control Panel shall be designed to meet the requirements of the National Electric Code (NEC) Articles 430 and 670, also the National Fire Protections Association (NFPA) Standard 79 (Industrial Machinery).
 - h. All push buttons, selector switches, pilot devices, system control and access functions must be by Touch Screen Operator Interface Terminal.
 - i. Electric Panels that are not UL approved are not acceptable.
 - j. The activation switches shall be designed to be activated by all fleet vehicles used by the owner. Each activator shall be pre-mounted and wired to a water tight junction box equipped with built-in drainage holes.

F. Tire Guides (TG-1):

1. Drive isle to be a depressed slab with stainless steel angle embedded in the concrete along the edge. Angle shall be minimum 4"x4"x1/4" stainless steel with welded anchors as indicated on drawings. Entry into and out of the depressed slab shall be inclined at a slope as indicated on drawings.
2. Tire guides shall be 4 inch diameter galvanized steel pipe headings, supported at 5 foot intervals to provide guide runs on both sides of the vehicle with capped ends and smooth finish to prevent tire damage.

G. Chemicals:

1. Neutralization Rinse Under Chassis Bar Chemical (CD-1)
 - a. One (1) 55 gallon drum installed in place
 - b. One (1) 55 gallon drum supplied for stock

2.02 SELF-SERVE PRESSURE WASHER & FOAM BRUSH WASH SYSTEM

A. Self-Serve Wash Package with Pressure Washers, Foam Brushes, and Stainless Steel Frame with Stainless Base & Belt Guard and Weep System (SSEQ-1)

B. Basis-of-Design Product: Subject to compliance with requirements, provide InterClean/National Pride, 2200 Series Equipment, or Tollway approved comparable product.

C. Wash Functions:

1. Stainless Steel Meter Box Small with Rotary Switch (SSEQ-2)
2. Stainless Steel Selection Box with a three position rotary selector dial (without the coin acceptor):
 - a. High pressure soap
 - b. High pressure rinse
 - c. Foam brush
3. Push to start button
4. Timer for auto shut off
5. Instruction board on the wall

D. Wash Assembly:

1. Stack Mount Stainless Steel Tank with Float System for Rinse, Soap, Foaming Brush
2. Stainless Manifolds
3. Kip Solenoids with Regulator Valve-Flojet Santoprene Pump-Foam Generator
4. 3 Phase 460 Volt-Cat 530 Pump Leeson Premium Efficiency Motor 7.5 HP
5. Water heater tank

E. Weep System:

1. Weep system that will automatically dispense a small amount of water through the gun and the brush to prevent freezing when temperature drops below freezing.

F. Wall Boom (WB-1):

1. Basis-of-Design: Mosmatic
2. Wall-Mount Boom Extension 19'-8" Polished Stainless Steel
3. Double stacked boom system
 - a. Boom for pressure wand as indicated on drawings
 - b. Boom for foam brush as indicated on drawings

G. Pressure Washer Wands and Foam Brush:

1. Basis-of-Design: Mosmatic
2. Professional-grade insulated high pressure trigger guns with shutoff, safety lock-off.
3. 50 foot x 3/8 inch steel wire braided pressure hose with quick connects, swivel and bend restrictors
 - a. Pressure Washer Wand (PWH-1)
 - 1) Stainless Flex Wand
 - 2) Trigger Gun
 - 3) Stainless Gun Swivel
 - 4) Stainless Steel Wand Holder
 - 5) Attached to Wall Boom
 - b. Pressure Washer Wand and Hose Reel (PWR-2)
 - 1) Stainless Flex Wand
 - 2) Trigger Gun
 - 3) Stainless Steel Holder and Stainless Hose Reel
 - c. Foaming Brush and Bucket (FB-1)
 - 1) Stainless Steel Foam Bush Holder with Stainless Steel Bucket
 - 2) Foam Brush Handle Hose & Swivel
 - 3) Attached to Wall Boom
 - 4) Premium Hogs Hair Brush
 - d. Foaming Brush with Bucket and Hose Reel (FBR-2)
 - 1) Stainless Steel Foam Bush Holder with Stainless Steel Bucket
 - 2) Stainless Steel Hose Reel
 - 3) Premium Hogs Hair Brush
4. (4) Stainless Matt Clamps

2.03 VEHICLE PRESSURE WASHER HOSE REEL WITH WAND (HRW-1)

- A. Reelcraft LC 607 OLS or equal.
 - 1. Spring retracting hose reel for 3/8" x 50' hose.
 - 2. Reel to be stainless steel.
 - 3. Reel to have 2250 P.S.I. working pressure, 5000 P.S.I. rated hose.
- B. Reelcraft 260044 reel inlet hose kit or equal.
- C. Reelcraft 600080 3/8" on/off fluid valves.

2.04 LOW PRESSURE, HIGH VOLUME WASH SYSTEM: FIRE HOSES AND REELS (HVH-1)

- A. General: Installer to furnish a pumping system which supplies three (3) fire hoses with 110 GPM at 100 PSI per hose.
- B. The supplier is to be responsible for the supply of necessary equipment, materials and service for the complete assembly and erection of the equipment so that it is ready for operation as per these specification.
- C. Mechanical Interconnecting Piping: All field plumbing and mechanical work will be done by Mechanical Contractor including all water and gas utilities up to and connecting to the equipment in the equipment room and interconnecting piping between the equipment in equipment room and the equipment located in the wash bay.
- D. Fire Hose:
 - 1. Installer to provide heavy duty 1-1/2" synthetic double-jacketed hoses as manufactured by Goodyear or approved comparable product.
 - 2. Hose color: yellow.
 - 3. Installer to provide 1-1/2" twister series hand spray guns and grips as manufactured by TSS or approved comparable product.
- E. Fire Hose Reels:
 - 1. Stainless steel hose reels shall be supplied with system. Fire hose reels will be located in manual wash bay as indicated on drawings. Each fire hose reel will hold 50 feet of 1-1/2" synthetic double-jacketed hose.
 - 2. Reels shall be Elkhart Hose Reel, Reelcraft, Kendrl or approved comparable product.

PART 3 - EXECUTION

3.01 GENERAL

- A. Examine all surfaces to receive vehicle maintenance and wash equipment and report any areas that conflict with proper installation of equipment, in writing, to the construction manager.
- B. Installation of all equipment shall be done in strict accordance with manufacturers latest printed instructions and recommendations approved shop drawings and NFPA 30.
- C. Locate all equipment as shown on the drawings. Provide all hanging apparatus, fixtures and appurtenances required to secure all equipment to the structure.
- D. Coordinate all work with the other trades on the job to insure that the installation does not conflict with the work of any other trade.
- E. Install all piping, connections and fittings required for proper operation of all equipment specified under this Section. Final electrical connections will be made by the electrical contractor and final mechanical connections will be made by the mechanical contractor.

3.02 INSPECTION

- A. Installer must examine the substrate and conditions under which the equipment is to be installed and notify the construction manager, in writing, of any conditions detrimental to the proper and timely completion of the work.
- B. Do not proceed with the work until unsatisfactory conditions have been corrected in a manner acceptable to the installer.

3.03 CLEAN UP AND EQUIPMENT START UP

A. General

- 1. Upon completion of this project, Contractor shall immediately remove from the site all debris, rubbish, construction equipment, etc., and leave the premises in a condition satisfactory to the construction manager.
- 2. All equipment shall be tested in the presence of the construction manager or his authorized representative and the installation left in satisfactory working order upon completion of testing. Any equipment which does not function properly shall be repaired to the satisfaction of the construction manager or completely replaced with new equipment at no additional cost to the Owner.

3.04 PROTECTION

- A. The equipment installer shall advise the contractor of recommended protection facilities and procedures to prevent damage and deterioration of completed equipment during the remainder of the construction period.

3.05 DEMONSTRATION AND INSTRUCTIONS

- A. Engage a factory-authorized service representative to instruct the Owner's personnel on the proper use and operation of all equipment.

1. 6 sessions required. A minimum of 1 session to be provided during each of 3 work shifts. Sessions shall be provided over a minimum duration of 3 weeks.
- B. Engage a factory-authorized service representative to train Owner's maintenance personnel to adjust, operate, and maintain washing system.
1. 6 sessions required. A minimum of 1 session to be provided during each of 3 work shifts. Sessions shall be provided over a minimum duration of 3 weeks.

END OF SECTION 111126

SECTION 213113 - ELECTRIC-DRIVE, CENTRIFUGAL FIRE PUMPS

PART 1 - GENERAL

1.01 RELATED DOCUMENTS

- A. Drawings and general provisions of the Contract, including General and Supplementary Conditions and Division 01 Specification Sections, apply to this Section.

1.02 SUMMARY

- A. Section Includes:
 1. Split-case fire pumps.
 2. Fire-pump accessories and specialties.
 3. Flowmeter systems.

1.03 PERFORMANCE REQUIREMENTS

- A. Seismic Performance: Fire pumps shall withstand the effects of earthquake motions determined according to ASCE/SEI 7.
 1. The term "withstand" means "the unit will remain in place without separation of any parts from the device when subjected to the seismic forces specified and the unit will be fully operational after the seismic event."
- B. Pump Equipment, Accessory, and Specialty Pressure Rating: 175 psig (1200 kPa) minimum unless higher pressure rating is indicated.

1.04 ACTION SUBMITTALS

- A. Product Data: For each type of product indicated. Include rated capacities, operating characteristics, performance curves, electrical characteristics, and furnished specialties and accessories.
- B. Shop Drawings: For fire pumps, motor drivers, and fire-pump accessories and specialties. Include plans, elevations, sections, details, and attachments to other work.
 1. Detail equipment assemblies and indicate dimensions, weights, loads, required clearances, method of field assembly, components, and location and size of each field connection.
 2. Wiring Diagrams: For power, signal, and control wiring.

1.05 INFORMATIONAL SUBMITTALS

- A. Seismic Qualification Certificates: For fire pumps, accessories, and components, from manufacturer.
 1. Basis for Certification: Indicate whether withstand certification is based on actual test of assembled components or on calculation.
 2. Dimensioned Outline Drawings of Equipment Unit: Identify center of gravity and locate and describe mounting and anchorage provisions.
 3. Detailed description of equipment anchorage devices on which the certification is based and their installation requirements.

- B. Product Certificates: For each fire pump, from manufacturer.
 - C. Source quality-control reports.
 - D. Field quality-control reports.
- 1.06 CLOSEOUT SUBMITTALS
- A. Operation and Maintenance Data: For fire pumps to include in operation and maintenance manuals.
- 1.07 QUALITY ASSURANCE
- A. Electrical Components, Devices, and Accessories: Listed and labeled as defined in NFPA 70, by a qualified testing agency, and marked for intended location and application.
 - B. NFPA Compliance: Comply with NFPA 20, "Installation of Stationary Pumps for Fire Protection."
- 1.08 COORDINATION
- A. Coordinate sizes and locations of concrete bases with actual equipment provided.

PART 2 - PRODUCTS

2.01 GENERAL REQUIREMENTS FOR CENTRIFUGAL FIRE PUMPS

- A. Description: Factory-assembled and -tested fire-pump and driver unit.
- B. Base: Fabricated and attached to fire-pump and driver unit with reinforcement to resist movement of pump during seismic events when base is anchored to building substrate.
- C. Finish: Red paint applied to factory-assembled and -tested unit before shipping.

2.02 HORIZONTALLY MOUNTED, SINGLE-STAGE, SPLIT-CASE FIRE PUMPS

- A. Manufacturers: Subject to compliance with requirements, provide products by one of the following:
 1. A-C Fire Pump Systems; a business of ITT Industries.
 2. Corcoran Piping System Co.
 3. Patterson Pump Company; a subsidiary of the Gorman-Rupp Company.
 4. PACO Pumps; Grundfos Pumps Corporation, U.S.A.
 5. Peerless Pump, Inc.
 6. Pentair Pump Group; Aurora Pump.
 7. Reddy-Buffaloes Pump Company.
 8. Ruhrpumpen, Inc.

9. S.A. Armstrong Limited.

B. Pump:

1. Standard: UL 448, for split-case pumps for fire service.
2. Casing: Axially split case, cast iron with ASME B16.1 pipe-flange connections.
3. Impeller: Cast bronze, statically and dynamically balanced, and keyed to shaft.
4. Wear Rings: Replaceable bronze.
5. Shaft and Sleeve: Steel shaft with bronze sleeve.
 - a. Shaft Bearings: Grease-lubricated ball bearings in cast-iron housing.
 - b. Seals: Stuffing box with minimum of four rings of graphite-impregnated braided yarn and bronze packing gland.
6. Mounting: Pump and driver shafts are horizontal, with pump and driver on same base.

C. Coupling: Flexible and capable of absorbing torsional vibration and shaft misalignment. Include metal coupling guard.

D. Driver:

1. Standard: UL 1004A.
2. Type: Electric motor; NEMA MG 1, polyphase Design B.

E. Capacities and Characteristics:

1. See drawing for specification

2.03 FIRE-PUMP ACCESSORIES AND SPECIALTIES

- A. Automatic Air-Release Valves: Comply with NFPA 20 for installation in fire-pump casing.
- B. Circulation Relief Valves: UL 1478, brass, spring loaded; for installation in pump discharge piping.
- C. Relief Valves:
 1. Manufacturers: Subject to compliance with requirements, provide products by one of the following:
 - a. BERMAD Control Valves.
 - b. CLA-VAL Automatic Control Valves.
 - c. Kunkle Valve; a part of Tyco International Ltd.
 - d. OCV Control Valves.
 - e. Watts Regulator Company; a division of Watts Water Technologies, Inc.
 - f. Zurn Plumbing Products Group; Wilkins Water Control Products.
 - g. .
 2. Description: UL 1478, bronze or cast iron, spring loaded; for installation in fire-suppression water-supply piping.

- D. Inlet Fitting: Eccentric tapered reducer at pump suction inlet.
- E. Outlet Fitting: Concentric tapered reducer at pump discharge outlet.
- F. Discharge Cone: Closed type.
- G. Hose Valve Manifold Assembly:
 - 1. Standard: Comply with requirements in NFPA 20.
 - 2. Header Pipe: ASTM A 53/A 53M, Schedule 40, galvanized steel with ends threaded according to ASME B1.20.1.
 - 3. Header Pipe Fittings: ASME B16.4, galvanized cast-iron threaded fittings.
 - 4. Automatic Drain Valve: UL 1726.
 - 5. Manifold:
 - a. Test Connections: Comply with UL 405 except provide outlets without clappers instead of inlets.
 - b. Body: Flush type, brass or ductile iron, with number of outlets required by NFPA 20.
 - c. Nipples: ASTM A 53/A 53M, Schedule 40, galvanized-steel pipe with ends threaded according to ASME B1.20.1.
 - d. Adapters and Caps with Chain: Brass or bronze, with outlet threaded according to NFPA 1963 and matching local fire-department threads.
 - e. Escutcheon Plate: Brass or bronze; rectangular.
 - f. Hose Valves: UL 668, bronze, with outlet threaded according to NFPA 1963 and matching local fire-department threads.
 - g. Exposed Parts Finish: Polished brass, chrome plated.
 - h. Escutcheon Plate Marking: Equivalent to "FIRE PUMP TEST."
 - 6. Manifold:
 - a. Test Connections: Comply with UL 405 except provide outlets without clappers instead of inlets.
 - b. Body: Exposed type, brass, with number of outlets required by NFPA 20.
 - c. Escutcheon Plate: Brass or bronze; round.
 - d. Hose Valves: UL 668, bronze, with outlet threaded according to NFPA 1963 and matching local fire-department threads. Include caps and chains.
 - e. Exposed Parts Finish: Polished brass, chrome plated.
 - f. Escutcheon Plate Marking: Equivalent to "FIRE PUMP TEST."

2.04 FLOWMETER SYSTEMS

- A. Manufacturers: Subject to compliance with requirements, provide products by one of the following:
 - 1. Emerson Process Management; Rosemount Division.
 - 2. Fire Research Corp.
 - 3. Gerand Engineering Co.
 - 4. Hydro Flow Products, Inc.
 - 5. Hyspan Precision Products, Inc.
 - 6. Meriam Process Technologies.

7. Preso Meters; Division of Racine Federated Inc.

8. Reddy-Buffaloes Pump Company.

9. Victaulic Company.

B. Description: UL-listed or FM-Approved, fire-pump flowmeter system with capability to indicate flow to not less than 175 percent of fire-pump rated capacity.

C. Pressure Rating: 175 psig (1200 kPa) minimum.

D. Sensor: Annubar probe, orifice plate, or venturi unless otherwise indicated. Sensor size shall match pipe, tubing, flowmeter, and fittings.

E. Permanently Mounted Flowmeter: Compatible with flow sensor; with dial not less than 4-1/2 inches (115 mm) in diameter. Include bracket or device for wall mounting.

1. Tubing Package: NPS 1/8 or NPS 1/4 (DN 6 or DN 10) soft copper tubing with copper or brass fittings and valves.

F. Portable Flowmeter: Compatible with flow sensor; with dial not less than 4-1/2 inches (115 mm) in diameter and with two 12-foot- (3.7-m-) long hoses in carrying case.

2.05 GROUT

A. Standard: ASTM C 1107, Grade B, post-hardening and volume-adjusting, dry, hydraulic-cement grout.

B. Characteristics: Nonshrink and recommended for interior and exterior applications.

C. Design Mix: 5000-psi (34-MPa), 28-day compressive strength.

D. Packaging: Premixed and factory packaged.

2.06 SOURCE QUALITY CONTROL

A. Testing: Test and inspect fire pumps according to UL 448 requirements for "Operation Test" and "Manufacturing and Production Tests."

1. Verification of Performance: Rate fire pumps according to UL 448.

B. Fire pumps will be considered defective if they do not pass tests and inspections.

C. Prepare test and inspection reports.

PART 3 - EXECUTION

3.01 EXAMINATION

A. Examine equipment bases and anchorage provisions, with Installer present, for compliance with requirements and for conditions affecting performance of fire pumps.

- B. Examine roughing-in for fire-suppression piping systems to verify actual locations of piping connections before fire-pump installation.
- C. Proceed with installation only after unsatisfactory conditions have been corrected.

3.02 INSTALLATION

- A. Fire-Pump Installation Standard: Comply with NFPA 20 for installation of fire pumps, relief valves, and related components.
- B. Equipment Mounting:
 - 1. Install fire pumps on cast-in-place concrete equipment bases. Comply with requirements for equipment bases and foundations specified in Section 033000 "Cast-in-Place Concrete."
 - 2. Comply with requirements for vibration isolation and seismic control devices specified in Section 210548 "Vibration and Seismic Controls for Fire-Suppression Piping and Equipment."
 - 3. Comply with requirements for vibration isolation devices specified in Section 210548.13 "Vibration Controls for Fire-Suppression Piping and Equipment."
- C. Install fire-pump suction and discharge piping equal to or larger than sizes required by NFPA 20.
- D. Support piping and pumps separately so weight of piping does not rest on pumps.
- E. Install valves that are same size as connecting piping. Comply with requirements for fire-protection valves specified in 211000 Water-Based Fire Suppression
- F. Install pressure gages on fire-pump suction and discharge flange pressure-gage tapings. Comply with requirements for pressure gages specified in Section 211200 "Fire-Suppression Standpipes." Section 211313 "Wet-Pipe Sprinkler Systems." 211000 Water-Based Fire Suppression
- G. Install piping hangers and supports, anchors, valves, gages, and equipment supports according to NFPA 20.
- H. Install flowmeters and sensors. Install flowmeter-system components and make connections according to NFPA 20 and manufacturer's written instructions.
- I. Electrical Wiring: Install electrical devices furnished by equipment manufacturers but not factory mounted. Furnish copies of manufacturers' wiring diagram submittals to electrical installer.
- J. Wiring Method: Conceal conductors and cables in accessible ceilings, walls, and floors where possible.

3.03 ALIGNMENT

- A. Align split-case pump and driver shafts after complete unit has been leveled on concrete base, grout has set, and anchor bolts have been tightened.
- B. After alignment is correct, tighten anchor bolts evenly. Fill baseplate completely with grout, with metal blocks and shims or wedges in place. Tighten anchor bolts after grout has hardened. Check alignment and make required corrections.
- C. Align piping connections.

- D. Align pump and driver shafts for angular and parallel alignment according to HI 1.4 and to tolerances specified by manufacturer.

3.04 CONNECTIONS

- A. Comply with requirements for piping and valves specified in 211000 Water-Based Fire Suppression Drawings indicate general arrangement of piping, fittings, and specialties.
- B. Install piping adjacent to pumps and equipment to allow service and maintenance.
- C. Connect relief-valve discharge to drainage piping or point of discharge.
- D. Connect flowmeter-system meters, sensors, and valves to tubing.
- E. Connect fire pumps to their controllers.

3.05 IDENTIFICATION

- A. Identify system components. Comply with requirements for fire-pump marking according to NFPA 20.

3.06 FIELD QUALITY CONTROL

- A. Test each fire pump with its controller as a unit. Comply with requirements for electric-motor-driver fire-pump controllers specified in Section 213900 "Controllers for Fire-Pump Drivers."
- B. Manufacturer's Field Service: Engage a factory-authorized service representative to inspect, test, and adjust components, assemblies, and equipment installations, including connections.
- C. Perform tests and inspections.
 - 1. Manufacturer's Field Service: Engage a factory-authorized service representative to inspect components, assemblies, and equipment installations, including connections, and to assist in testing.
- D. Tests and Inspections:
 - 1. After installing components, assemblies, and equipment including controller, test for compliance with requirements.
 - 2. Test according to NFPA 20 for acceptance and performance testing.
 - 3. Leak Test: After installation, charge system and test for leaks. Repair leaks and retest until no leaks exist.
 - 4. Operational Test: After electrical circuitry has been energized, start units to confirm proper motor rotation and unit operation.
 - 5. Test and adjust controls and safeties. Replace damaged and malfunctioning controls and equipment.
- E. Components, assemblies, and equipment will be considered defective if they do not pass tests and inspections.
- F. Prepare test and inspection reports.
- G. Furnish fire hoses in number, size, and length required to reach storm drain or other acceptable location to dispose of fire-pump test water. Hoses are for tests only and do not convey to Owner.

3.07 STARTUP SERVICE

- A. Engage a factory-authorized service representative to perform startup service.
 - 1. Complete installation and startup checks according to manufacturer's written instructions.

3.08 DEMONSTRATION

- A. Engage a factory-authorized service representative to train Owner's maintenance personnel to adjust, operate, and maintain fire pumps.

END OF SECTION

SECTION 213400 - PRESSURE-MAINTENANCE PUMPS**PART 1 - GENERAL****1.01 RELATED DOCUMENTS**

- A. Drawings and general provisions of the Contract, including General and Supplementary Conditions and Division 01 Specification Sections, apply to this Section.

1.02 SUMMARY

- A. Section Includes:
 - 1. Vertical-turbine, pressure-maintenance pumps.
- B. Related Section:
 - 1. Section 213900 "Controllers for Fire-Pump Drivers" for pressure-maintenance-pump controllers.

1.03 PERFORMANCE REQUIREMENTS

- A. Pump Equipment, Accessory, and Specialty Pressure Rating: 175 psig (1200 kPa) minimum unless higher pressure rating is indicated.

1.04 ACTION SUBMITTALS

- A. Product Data: For each type of product indicated. Include rated capacities, operating characteristics, performance curves, electrical characteristics, and furnished specialties and accessories.
- B. Shop Drawings: For pumps, accessories, and specialties. Include plans, elevations, sections, details, and attachments to other work.
 - 1. Detail equipment assemblies and indicate dimensions, weights, loads, required clearances, method of field assembly, components, and location and size of each field connection.
 - 2. Wiring Diagrams: For power, signal, and control wiring.

1.05 INFORMATIONAL SUBMITTALS

- A. Field quality-control reports.

1.06 CLOSEOUT SUBMITTALS

- A. Operation and Maintenance Data: For pumps to include in operation and maintenance manuals.

1.07 QUALITY ASSURANCE

- A. Electrical Components, Devices, and Accessories: Listed and labeled as defined in NFPA 70, by a qualified testing agency, and marked for intended location and application.

1.08 COORDINATION

- A. Coordinate sizes and locations of concrete bases with actual equipment provided.

PART 2 - PRODUCTS

2.01 VERTICAL-TURBINE, PRESSURE-MAINTENANCE PUMPS

- A. Manufacturers: Subject to compliance with requirements, provide products by one of the following:
1. A-C Fire Pump Systems; a business of ITT Industries.
 2. Patterson Pump Company; a subsidiary of the Gorman-Rupp Company.
 3. Peerless Pump, Inc.
 4. Pentair Pump Group; Aurora Pump.
 5. Pentair Pump Group; Fairbanks Morse.
 6. Reddy-Buffaloes Pump Company.
 7. Ruhrpumpen, Inc.
 8. S.A. Armstrong Limited.
 9. Sulzer Pumps Ltd.
 10. Weir Floway; a company of Weir Clear Liquid.
- B. Description: Factory-assembled and -tested, vertical, multistage, open-line-shaft turbine pump as defined in HI 2.1-2.2 and HI 2.3; with pump motor mounted above pump head.
- C. Pump Construction:
1. Pump Head: Cast iron, for surface discharge, with flange except connections may be threaded in sizes in which flanges are not available.
 2. Pump Head Seal: Stuffing box and stuffing.
 3. Line Shaft: Stainless steel or steel, with corrosion-resistant shaft sleeves.
 4. Line Shaft Bearings: Rubber sleeve, water lubricated.
 5. Line Shaft: Steel.
 6. Line Shaft Bearings: Corrosion resistant, oil lubricated.
 7. Impeller Shaft: Monel metal or stainless steel.
 8. Bowl Section: Multiple cast-iron bowls with closed-type bronze or stainless-steel impellers.
 9. Column Pipe: ASTM A 53/A 53M, Schedule 40, galvanized-steel pipe with threaded ends and cast-iron or steel fittings, in sections 10 feet (3 m) or less, with strainer of cast or fabricated bronze or stainless steel at bottom.
- D. Motor: Single speed with permanently lubricated ball bearings. Comply with requirements in Section 210513 "Common Motor Requirements for Fire Suppression Equipment."
1. Power Cord: Factory-connected to motor for field connection to controller and at least 10 feet (3 m) long.
- E. Base: Cast iron or steel with hole for electrical cable.
- F. Nameplate: Permanently attached to pump and indicating capacity and characteristics.
- G. Capacities and Characteristics:
1. See drawings.

2.02 MOTORS

- A. Comply with NEMA designation, temperature rating, service factor, enclosure type, and efficiency requirements for motors specified in Section 210513 "Common Motor Requirements for Fire Suppression Equipment."
 - 1. Motor Sizes: Minimum size as indicated; if not indicated, large enough so driven load will not require motor to operate in service factor range above 1.0.

PART 3 - EXECUTION

3.01 EQUIPMENT INSTALLATION

- A. NFPA Standard: Comply with NFPA 20 for installation of pressure-maintenance pumps.
- B. Base-Mounted Pump Mounting: Install pumps on concrete bases. Comply with requirements for concrete bases specified in Section 033000 "Cast-in-Place Concrete."
 - 1. Install dowel rods to connect concrete base to concrete floor. Unless otherwise indicated, install dowel rods on 18-inch (450-mm) centers around the full perimeter of concrete base.
 - 2. For supported equipment, install epoxy-coated anchor bolts that extend through concrete base and anchor into structural concrete floor.
 - 3. Place and secure anchorage devices. Use setting drawings, templates, diagrams, instructions, and directions furnished with items to be embedded.
 - 4. Install anchor bolts to elevations required for proper attachment to supported equipment.
 - 5. Attach pumps to equipment base using anchor bolts.
- C. Install vertical-turbine, pressure-maintenance pumps according to HI 2.4.

3.02 FIELD QUALITY CONTROL

- A. Manufacturer's Field Service: Engage a factory-authorized service representative to inspect, test, and adjust components, assemblies, and equipment installations, including connections.
- B. Perform tests and inspections.
 - 1. Manufacturer's Field Service: Engage a factory-authorized service representative to inspect components, assemblies, and equipment installations, including connections, and to assist in testing.
- C. Tests and Inspections:
 - 1. Operational Test: After electrical circuitry has been energized, start units to confirm proper motor rotation and unit operation.
 - 2. Test and adjust controls and safeties. Replace damaged and malfunctioning controls and equipment.
- D. Pressure-maintenance pumps will be considered defective if they do not pass tests and inspections.
- E. Prepare test and inspection reports.

3.03 ADJUSTING

- A. Lubricate pumps as recommended by manufacturer.
- B. Set field-adjustable pressure-switch ranges as indicated.

END OF SECTION

SECTION 213900 - CONTROLLERS FOR FIRE-PUMP DRIVERS

PART 1 - GENERAL

1.01 RELATED DOCUMENTS

- A. Drawings and general provisions of the Contract, including General and Supplementary Conditions and Division 01 Specification Sections, apply to this Section.

1.02 SUMMARY

- A. Section Includes:
 - 1. Full-service, reduced-voltage controllers rated 600 V and less.
 - 2. Controllers for pressure-maintenance pumps.
 - 3. Low-suction-shutdown panels.

1.03 DEFINITIONS

- A. ATS: Automatic transfer switch(es).
- B. ECM: Electronic control module.
- C. MCCB: Molded-case circuit breaker.
- D. N.O.: Normally open.

1.04 PERFORMANCE REQUIREMENTS

- A. Seismic Performance: Fire-pump controllers and alarm panels shall withstand the effects of earthquake motions determined according to ASCE/SEI 7.
 - 1. The term "withstand" means "the unit will remain in place without separation of any parts from the device when subjected to the seismic forces specified and the unit will be fully operational after the seismic event."

1.05 ACTION SUBMITTALS

- A. Product Data: For each type of product indicated. Include rated capacities, operating characteristics, electrical characteristics, and furnished specialties and accessories.
- B. Shop Drawings: For each type of product indicated. Include dimensioned plans, elevations, sections, details, and attachments to other work, including required clearances and service spaces around controller enclosures.
 - 1. Show tabulations of the following:
 - a. Each installed unit's type and details.
 - b. Enclosure types and details for types other than NEMA 250, Type 2.
 - c. Factory-installed devices.
 - d. Nameplate legends.
 - e. Short-circuit current (withstand) rating of integrated unit.

- f. Features, characteristics, ratings, and factory settings of individual overcurrent protective devices.
 - g. Specified modifications.
 - 2. Detail equipment assemblies and indicate dimensions, weights, loads, method of field assembly, components, and location and size of each field connection.
 - 3. Schematic and Connection Diagrams: For power, signal, alarm, and control wiring and for pressure-sensing tubing.
- 1.06 INFORMATIONAL SUBMITTALS
- A. Qualification Data: For qualified testing agency.
 - B. Seismic Qualification Certificates: For each type of product indicated, from manufacturer.
 - 1. Basis for Certification: Indicate whether withstand certification is based on actual test of assembled components or on calculation.
 - 2. Dimensioned Outline Drawings of Equipment Unit: Identify center of gravity and locate and describe mounting and anchorage provisions.
 - 3. Detailed description of equipment anchorage devices on which the certification is based and their installation requirements.
 - C. Product Certificates: For each type of product indicated, from manufacturer.
 - D. Manufacturer's factory test reports of fully assembled and tested equipment.
 - E. Source quality-control reports.
 - F. Field quality-control reports.
- 1.07 CLOSEOUT SUBMITTALS
- A. Operation and Maintenance Data: For each type of product indicated to include in emergency, operation, and maintenance manuals. In addition to items specified in Section 017823 "Operation and Maintenance Data," include the following:
 - 1. Manufacturer's written instructions for setting field-adjustable timers, controls, and status and alarm points.
 - 2. Manufacturer's written instructions for testing, adjusting, and reprogramming microprocessor-based logic controls.
- 1.08 MAINTENANCE MATERIAL SUBMITTALS
- A. Furnish extra materials that match products installed and that are packaged with protective covering for storage and identified with labels describing contents.
 - 1. Indicating Lights: Two of each type and color of lens installed; two of each type and size of lamp installed.
 - 2. Auxiliary Contacts: One for each size and type of magnetic contactor installed.
 - 3. Power Contacts: Three for each size and type of magnetic contactor installed.
 - 4. Contactor Coils: One for each size and type of magnetic controller installed.
 - 5. Relay Boards: One for each size and type of relay board installed.
 - 6. Operator Interface: One microprocessor board(s), complete with display and membrane keypad.

1.09 QUALITY ASSURANCE

- A. Testing Agency Qualifications: Member company of an NRTL.
- B. Source Limitations: Obtain fire-pump controllers and all associated equipment from single source or producer.
- C. Electrical Components, Devices, and Accessories: Listed and labeled as defined in NFPA 70, by a qualified testing agency, and marked for intended location and application.
- D. Comply with standards of authorities having jurisdiction pertaining to materials and installation.
- E. Comply with NFPA 20 and NFPA 70.
- F. IEEE Compliance: Fabricate and test enclosed controllers according to IEEE 344 to withstand seismic forces defined in Section 260548.16 "Seismic Controls for Electrical Systems."

1.10 DELIVERY, STORAGE, AND HANDLING

- A. Store controllers indoors in clean, dry space with uniform temperature to prevent condensation. Protect enclosed controllers from exposure to dirt, fumes, water, corrosive substances, and physical damage.
- B. If stored in areas subject to weather, protect controllers from weather, dirt, dust, corrosive substances, and physical damage. Remove loose packing and flammable materials from inside controllers; install temporary electric heating, with at least 250 W per controller.

1.11 PROJECT CONDITIONS

- A. Environmental Limitations:
 - 1. Ambient Temperature Rating: Not less than 40 deg F (5 deg C) and not exceeding 122 deg F (50 deg C) unless otherwise indicated.
 - 2. Altitude Rating: Not exceeding 6600 feet (2010 m) unless otherwise indicated.
- B. Interruption of Existing Electric Service: Notify Architect Construction Manager Owner no fewer than seven days in advance of proposed interruption of electric service, and comply with NFPA 70E.

1.12 COORDINATION

- A. Coordinate layout and installation of controllers with other construction including conduit, piping, fire-pump equipment, and adjacent surfaces. Maintain required clearances for workspace and equipment access doors and panels. Ensure that controllers are within sight of fire-pump drivers.
- B. Coordinate sizes and locations of concrete bases with actual equipment provided.

PART 2 - PRODUCTS

2.01 FULL-SERVICE CONTROLLERS

- A. Manufacturers: Subject to compliance with requirements, provide products by one of the following:

1. Aquarius Fluid Products, Inc.
 2. ASCO Power Technologies, LP; Firetrol Products.
 3. Eaton Electrical Inc.; Cutler-Hammer Business Unit.
 4. Hubbell Incorporated; Hubbell Industrial Controls.
 5. Joslyn Clark Corporation.
 6. Master Control Systems, Inc.
 7. Metron, Inc.
 8. Tornatech.
- B. General Requirements for Full-Service Controllers:
1. Comply with NFPA 20 and UL 218.
 2. Listed by an NRTL for electric-motor driver for fire-pump service.
 3. Combined automatic and nonautomatic operation.
 4. Factory assembled, wired, and tested; continuous-duty rated.
 5. Service Equipment Label: NRTL labeled for use as service equipment.
- C. Method of Starting:
1. Pressure-switch actuated.
 - a. Water-pressure-actuated switch and pressure transducer with independent high- and low-calibrated adjustments responsive to water pressure in fire-suppression piping.
 - b. System pressure recorder, electric ac driven, with spring backup.
 - c. Programmable minimum-run-time relay to prevent short cycling.
 - d. Programmable timer for weekly tests.
 2. Solid-State Controller: Soft Start type.
 3. Emergency Start: Mechanically operated start handle that closes and retains the motor RUN contactor independent of all electric or pressure actuators.
- D. Method of Stopping: Automatic and nonautomatic shutdown after automatic starting.
- E. Capacity: Rated for fire-pump-driver horsepower and short-circuit-current (withstand) rating equal to or greater than short-circuit current available at controller location.
- F. Method of Isolation and Overcurrent Protection: Interlocked isolating switch and nonthermal MCCB; with a common, externally mounted operating handle, and providing locked-rotor protection.
- G. Door-Mounted Operator Interface and Controls:
1. Monitor, display, and control the devices, alarms, functions, and operations listed in NFPA 20 as required for drivers and controller types used.
 2. Method of Control and Indication:
 - a. Microprocessor-based logic controller, with multiline digital readout.
 - b. Membrane keypad.
 - c. LED alarm and status indicating lights.
 3. Local and Remote Alarm and Status Indications:
 - a. Controller power on.
 - b. Motor running condition.
 - c. Loss-of-line power.

- d. Line-power phase reversal.
 - e. Line-power single-phase condition.
4. Audible alarm, with silence push button.
 5. Nonautomatic START and STOP push buttons or switches.
- H. Optional Features:
1. Extra Output Contacts:
 - a. One N.O. contact(s) for motor running condition.
 - b. One set(s) of contacts for loss-of-line power.
 - c. One each, Form C contacts for high and low reservoir level.
 2. Local alarm bell.
 3. Door-mounted thermal or impact printer for alarm and status logs.
 4. Operator Interface Communications Ports: USB, Ethernet, and RS485.
- I. ATS:
1. Complies with NFPA 20, UL 218, and UL 1008.
 2. Integral with controller as a listed combination fire-pump controller and power transfer switch.
 3. Automatically transfers fire-pump controller from normal power supply to alternate power supply in event of power failure.
 4. Allows manual transfer from one source to the other.
 5. Alternate-Source Isolating and Disconnecting Means: Integral molded-case switch, with an externally mounted operating handle.
 6. Alternate-Source Isolating and Disconnecting Means: Mechanically interlocked isolation switch and circuit breaker rated at a minimum of 115 percent of rated motor full-load current, with an externally mounted operating handle; circuit breaker shall be provided with nonthermal sensing, instantaneous-only short-circuit overcurrent protection to comply with available fault currents.
 7. Local and Remote Alarm and Status Indications:
 - a. Normal source available.
 - b. Alternate source available.
 - c. In normal position.
 - d. In alternate position.
 - e. Isolating means open.
 8. Audible alarm, with silence push button.
 9. Nonautomatic (manual, nonelectric) means of transfer.
 10. Engine test push button.
 11. Start generator output contacts.
 12. Timer for weekly generator tests.

2.02 CONTROLLERS FOR PRESSURE-MAINTENANCE PUMPS

- A. Manufacturers: Subject to compliance with requirements, provide products by one of the following:
1. Aquarius Fluid Products, Inc.
 2. ASCO Power Technologies, LP; Firetrol Products.

3. Eaton Electrical Inc.; Cutler-Hammer Business Unit.
4. Hubbell Incorporated; Hubbell Industrial Controls.
5. Joslyn Clark Corporation.
6. Master Control Systems, Inc.
7. Metron, Inc.
8. Tornatech.

B. General Requirements for Pressure-Maintenance-Pump Controllers:

1. Type: UL 508 factory assembled, -wired, and tested, across-the-line; for combined automatic and manual operation.
2. Enclosure: UL 508 and NEMA 250, Type 2 for wall-mounting.
3. Factory assembled, wired, and tested.
4. Finish: Manufacturer's standard color paint.

C. Rate controller for scheduled horsepower and include the following:

1. Fusible disconnect switch.
2. Pressure switch.
3. Hand-off-auto selector switch.
4. Pilot light.
5. Running period timer.

2.03 LOW-SUCTION-SHUTDOWN PANELS

A. Manufacturers: Subject to compliance with requirements, provide products by one of the following:

1. Aquarius Fluid Products, Inc.
2. ASCO Power Technologies, LP; Firetrol Products.
3. Hubbell Incorporated; Hubbell Industrial Controls.
4. Joslyn Clark Corporation.
5. Master Control Systems, Inc.
6. Metron, Inc.
7. Tornatech.

B. General Requirements for Low-Suction-Shutdown Panels:

1. Listed by an NRTL for fire-pump service.
2. Factory assembled, wired, and tested.
3. Prevents automatic start of fire pump, and shuts down automatically started fire pump, on low-suction pressure.
4. Automatic reset.

C. Operation: Integral pressure switch.

D. Supervisory and Normal Control Voltage: 120-V ac; single source.

E. Include audible and visual alarms and status indications, with silence push button, for the following conditions:

1. Control power available.
2. Low-suction pressure.
3. Normal-suction pressure.

2.04 ENCLOSURES

- A. Fire-Pump Controllers, ATS, Remote Alarm Panels, and Low-Suction-Shutdown Panels: NEMA 250, to comply with environmental conditions at installed locations and NFPA 20.
 - 1. Indoor Locations Subject to Dust, Falling Dirt, and Dripping Noncorrosive Liquids: Type 12 (IEC IP12).
- B. Enclosure Color: Manufacturer's standard "fire-pump-controller red".
- C. Nameplates: Comply with NFPA 20; complete with capacity, characteristics, approvals, listings, and other pertinent data.
- D. Optional Features:
 - 1. Floor stands, 12 inches (305 mm) high, for floor-mounted controllers.
 - 2. Space heater, 120-V ac, with humidistat, with thermostat.
 - 3. Tropicalization.

2.05 SOURCE QUALITY CONTROL

- A. Testing: Test and inspect fire-pump controllers according to requirements in NFPA 20 and UL 218.
 - 1. Verification of Performance: Rate controllers according to operation of functions and features specified.
- B. Fire-pump controllers will be considered defective if they do not pass tests and inspections.
- C. Prepare test and inspection reports.

PART 3 - EXECUTION

3.01 EXAMINATION

- A. Examine areas and surfaces to receive equipment, with Installer present, for compliance with requirements and other conditions affecting performance.
- B. Examine equipment before installation. Reject equipment that is wet or damaged by moisture or mold.
- C. Proceed with installation only after unsatisfactory conditions have been corrected.

3.02 CONTROLLER INSTALLATION

- A. Install controllers within sight of their respective drivers.
- B. Connect controllers to their dedicated pressure-sensing lines.
- C. Wall-Mounting Controllers: Install controllers on walls with disconnect operating handles not higher than 79 inches (2006 mm) above finished floor, and bottom of enclosure not less than 12 inches (305 mm) above finished floor unless otherwise indicated. Bolt units to wall or mount on lightweight structural-steel channels bolted to wall. For controllers not on walls, provide

freestanding racks complying with Section 260529 "Hangers and Supports for Electrical Systems."

- D. Floor-Mounting Controllers: Install controllers on 4-inch (100-mm) nominal-thickness concrete bases, using floor stands high enough so that the bottom of enclosure cabinet is not less than 12 inches (305 mm) above finished floor. Comply with requirements for concrete bases specified in Section 033000 "Cast-in-Place Concrete."
 - 1. Install dowel rods to connect concrete base to concrete floor. Unless otherwise indicated, install dowel rods on 18-inch (450-mm) centers around the full perimeter of concrete base.
 - 2. For supported equipment, install epoxy-coated anchor bolts that extend through concrete base, and anchor into structural concrete floor.
 - 3. Place and secure anchorage devices. Use setting drawings, templates, diagrams, instructions, and directions furnished with items to be embedded.
 - 4. Install anchor bolts to elevations required for proper attachment to supported equipment.
- E. Seismic Bracing: Comply with requirements specified in Section 260548.16 "Seismic Controls for Electrical Systems."
- F. Temporary Lifting Provisions: Remove temporary lifting eyes, channels, and brackets and temporary blocking of moving parts from enclosures and components.
- G. Comply with NEMA ICS 15.

3.03 REMOTE ALARM AND LOW-SUCTION-SHUTDOWN PANEL INSTALLATION

- A. Install panels on walls with tops not higher than 72 inches (1829 mm) above finished floor unless otherwise indicated. Bolt units to wall or mount on lightweight structural-steel channels bolted to wall. For ATS not on walls, provide freestanding racks complying with Section 260529 "Hangers and Supports for Electrical Systems."

3.04 POWER WIRING INSTALLATION

- A. Install power wiring between controllers and their services or sources, and between controllers and their drivers. Comply with requirements in NFPA 20, NFPA 70, and Section 260519 "Low-Voltage Electrical Power Conductors and Cables."

3.05 CONTROL AND ALARM WIRING INSTALLATION

- A. Install wiring between controllers and remote devices and facility's central monitoring system. Comply with requirements in NFPA 20, NFPA 70, and Section 260523 "Control-Voltage Electrical Power Cables."
- B. Install wiring between remote alarm and low-suction-shutdown panels and controllers. Comply with requirements in NFPA 20, NFPA 70, and Section 260523 "Control-Voltage Electrical Power Cables."
- C. Install wiring between controllers and the building's fire-alarm system. Comply with requirements specified in Section 283111 "Digital, Addressable Fire-Alarm System."
- D. Bundle, train, and support wiring in enclosures.
- E. Connect remote manual and automatic activation devices where applicable.

3.06 IDENTIFICATION

- A. Comply with requirements in NFPA 20 for marking fire-pump controllers.
- B. Identify system components, wiring, cabling, and terminals. Comply with requirements for identification in NFPA 20 and as specified in Section 260553 "Identification for Electrical Systems."

3.07 FIELD QUALITY CONTROL

- A. Testing Agency: Engage a qualified testing agency to perform tests and inspections.
- B. Manufacturer's Field Service: Engage a factory-authorized service representative to inspect, test, and adjust components, assemblies, and equipment installations, including connections.
- C. Perform tests and inspections.
 - 1. Manufacturer's Field Service: Engage a factory-authorized service representative to inspect components, assemblies, and equipment installations, including connections, and to assist in testing.
- D. Acceptance Testing Preparation:
 - 1. Inspect and Test Each Component:
 - a. Inspect wiring, components, connections, and equipment installations. Test and adjust components and equipment.
 - b. Test insulation resistance for each element, component, connecting supply, feeder, and control circuits.
 - c. Test continuity of each circuit.
 - 2. Verify and Test Each Electric-Driver Controller:
 - a. Verify that voltages at controller locations are within plus 10 or minus 1 percent of motor nameplate rated voltages, with motors off. If outside this range for any motor, notify Architect Construction Manager Owner before starting the motor(s).
 - b. Test each motor for proper phase rotation.
 - 3. Operational Test: After electrical circuitry has been energized, start units to confirm proper unit operation.
 - 4. Test and adjust controls and safeties. Replace damaged and malfunctioning controls and equipment.
- E. Field Acceptance Tests:
 - 1. Do not begin field acceptance testing until suction piping has been flushed and hydrostatically tested and the certificate for flushing and testing has been submitted to Architect Construction Manager Owner and authorities having jurisdiction.
 - 2. Prior to starting, notify authorities having jurisdiction of the time and place of the acceptance testing.
 - 3. Engage manufacturer's factory-authorized service representative to be present during the testing.
 - 4. Perform field acceptance tests as outlined in NFPA 20.

- F. Controllers will be considered defective if they do not pass tests and inspections.
- G. Prepare test and inspection reports.

3.08 STARTUP SERVICE

- A. Engage a factory-authorized service representative to perform startup service.
 - 1. Complete installation and startup checks according to manufacturer's written instructions.

3.09 ADJUSTING

- A. Adjust controllers and battery charger systems to function smoothly and as recommended by manufacturer.
- B. Set field-adjustable switches, auxiliary relays, time-delay relays, and timers.
- C. Program microprocessors for required operational sequences, status indications, alarms, event recording, and display features. Clear events memory after final acceptance testing and prior to Substantial Completion.
- D. Set field-adjustable pressure switches.

3.10 PROTECTION

- A. Temporary Heating: Apply temporary heat to maintain temperature according to manufacturer's written instructions until enclosed controllers are ready to be energized and placed into service.
- B. Replace controllers whose interiors have been exposed to water or other liquids prior to Substantial Completion.

3.11 DEMONSTRATION

- A. Engage a factory-authorized service representative to train Owner's maintenance personnel to adjust, operate, and maintain controllers, low-suction-shutdown panels, and to use and reprogram microprocessor-based controls within this equipment.

END OF SECTION



Capital Program

MEETING AGENDA / SIGN-IN SHEET / MINUTES

Meeting date / time: 10/24/2019 1:00 PM
 Meeting location: 2700 Ogden Ave, Downers Grove, Conference Room 175
 Meeting Purpose: Optional Pre-Bid Meeting
 Chairperson: Bill Doyle
 Project No.: RR-19-4489

ATTENDEES SIGN-IN:

	NAME	TITLE	ORGANIZATION	EMAIL	PHONE NUMBER
1.	Bill Doyle	FM	FMO	wdoyles@getipass.com	351-238-4198
2.	Joe Madonia	GC	ZHC	j.madonia@ibcconstruction.com	847-779-0152
3.	Tim Birk	SA	Birkplumbing	jbirk@birkplumbing.com	202-597-8663
4.	Dipesh Thakkar	ESTIMATOR	PATH CON LLC	ATHAKKAR@PATHCON.COM	847-997-3824
5.	Chris Grzybkowicz	PM	Ryan Benson	Chris.Grzybkowicz@rcb.com	204-220-6668
6.	Paul Murrtegh	Mgr	CBX	pmurtegh@primisystems.com	209-3692
7.	Ken Kowalski	SALES	Rock 'n' up	KKOWALSKI@ROCKMUP.COM	847-734-8446
8.	Maureen Jung	Buss. Dev.	Broadway	mjung@broadwayelectric.com	847-979-4299
9.	Zack Deery		Bulk Storage	Zack@BulkStorageInc.com	708-946-9595
10.	Jim Kowalski	EST.	PHAS-HEH	JKOWALSKI@PHASHEH.COM	713-444-3474



Capital Program

MEETING AGENDA / SIGN-IN SHEET / MINUTES

Meeting date/time: 10/24/2019 1:00 PM
 Meeting location: 2700 Ogden Ave, Downers Grove, Conference Room 175
 Meeting Purpose: Optional Pre-Bid Meeting
 Chairperson: Bill Doyle
 Project No.: RR-19-4489

	NAME	TITLE	ORGANIZATION	EMAIL	PHONE NUMBER
11.	Gradd Wheeler	SR Estimator	Building Builders	g.wheeler@buildingbuilders.com	312-859-1206
12.	Bo Pickerton	Estimator	Bebee	b.o.pickerton@bebee.com	630-464-1966
13.	CHAS LEINEKE	Estimator	INTERC	CHAS.LEINEKE@INTERC.COM	734-476-7783
14.	Haider Noor	Engr	EDT	hnoor@envdesigni.com	(847) 387-9275
15.	BO BARBER	President	Dense Power Sons	Bo Barber smayer@powersandsons.com	(616) 434-6690
16.	SHARON MAYER	SR ESTIMATOR	POWERS AND SONS	smayer@powersandsons.com	(219) 949-3100
17.	Greg Murr	PROJECT ENG	NOTIONS LLC	greg.murr@notions-llc.com	(817) 372-4520
18.	Corbin Kygs	Elec	Electric Condukt	criggs@electricandinfrastructure.com	917-652-3159
19.	Ashlee Dameron	Est.	George Sollitt Const.	estimating@solliitt.com	630-860-7333
20.	RAEHEL PETERS		MIM PETERS GNS	MIMPETERS.CONSTRUCTION@YAHOO.COM	630-742-4729
21.	RICK HANBA	PM	ISTHA	chanba@getipass.com	x6231



Capital Program

MEETING AGENDA / SIGN-IN SHEET / MINUTES

Meeting date/time: 10/24/2019 1:00 PM
 Meeting location: 2700 Ogdan Ave, Downers Grove, Conference Room 175
 Meeting Purpose: Optional Pre-Bid Meeting
 Chairperson: Bill Doyle
 Project No.: RR-19-4489

	NAME	TITLE	ORGANIZATION	EMAIL	PHONE NUMBER
22.	Bob Dixon	P.M.	Pinto Corp	BDIXON@PINTOCORP.COM	708-206-6188
23.	Scott Bowen	Supt.	DRIZ	SBowen@drizcontracting.com	708 310-0114
24.	Tyler Heron	PM	OT	theron@mechanical.com	617 297 3803
25.	Matt Serwicki	Estimator	KR Tech Group	info@KRTECHGROUP.ILL.COM	630 798 7798
26.	Brian Welch	Est.	CJ E	Brian.welch@sjerickson.com	708-224-4445
27.	Joslyn Paredes	APM	Industria/ Public JV	joslyn@industria.com	312.485.4837
28.	Stefan Mouillon	Owner	MORCOM	Stefan@morcom.us.com	773-908-2066
29.	Jeff Cronin	PM	Boehr Kalamazoo	Jeff@mcannonroofing.com	630-201-7533
30.	Derick Roberts	Estimator	USAGM	derick@usglassandmetal.com	(312) 462-5281
31.	Kevin Sikora	CM	ESI	Ksikora@esitel.com	773-416-7189
32.	WALTER WASHINGTON	Washington Construction President	WASHINGTON CONSTRUCTION	walter@washingtonconstruction.com	(312) 890-9130



Capital Program

MEETING AGENDA / SIGN-IN SHEET / MINUTES

Meeting date/time: 10/24/2019 1:00 PM
 Meeting location: 2700 Ogden Ave, Downers Grove, Conference Room 175
 Meeting Purpose: Optional Pre-Bid Meeting
 Chairperson: Bill Doyle
 Project No.: RR-19-4489

	NAME	TITLE	ORGANIZATION	EMAIL	PHONE NUMBER
44.	Courtna Bertucci	PM	CT Mechanical	cbertucci@ctmechanical.com	630 200 3760
45.	ED FROES	Ex. PM	Tollway		x4800
46.	Billy Dennis	PM	Epstein	bennye@epstein.com	
47.	Neda Sharp	PM	CMSSDC	asharp@chicago.msd.com	312-255-8880
48.	MICHAEL DEBARTY	ESTIMATOR	BOWT	m06asny1@kiewitgroup.com	312-302-0598
49.	DAN KWANZ	PM	ARCOON	DANWANE@ARCOONSEC.NET	847.874.7143
50.	Scott Koteski	AC	IPC	SKOTESKI@IPC.MIDWEST.COM	815-561-2057
51.	Brent Bozeman	Estimator	K-Five	brentb@k-five.net	630-514-0776
52.					
53.					
54.					



Capital Program

MEETING AGENDA / SIGN-IN SHEET / MINUTES

Meeting date/time: 10/24/2019 1:00 PM

Meeting location: 2700 Ogden, Downers Grove, Conference Room 175

Meeting Purpose: Optional Pre-Bid Meeting

Chairperson: Bill Doyle

Project No.: RR-19-4489

AGENDA TOPICS

- 1.0 Introductions
- 2.0 DBE/VOSB/EEO Goals
- 3.0 Instructions to Bidders
- 4.0 Project Schedule and S.P. 103
- 5.0 S.P. 105 Liquidated Damages
- 6.0 S.P. 106 Cooperation with Utilities and Others
- 7.0 Scope of Work
- 8.0 IDOT/Tollway Specifications
- 9.0 S.P. 119 Available Geotechnical Information
- 10.0 S.P. 121 Electronic Data Files Available
- 11.0 S.P. 124 Subletting of Assignment of Contract
- 12.0 Addendum
- 13.0 Questions Received to Date
- 14.0 All remaining questions shall be submitted to wdoyle@getipass.com by November 1, 2019 at 2:00 pm.



Capital Program

MEETING AGENDA / SIGN-IN SHEET / MINUTES

Meeting date/time: 10/24/2019 1:00 PM

Meeting location: 2700 Ogden, Downers Grove, Conference Room 175

Meeting Purpose: Optional Pre-Bid Meeting

Chairperson: Bill Doyle

Project No.: RR-19-4489

To: Distribution and all Attendees (See Sign-In Sheet)

Names	Initials	Title	Organization	Email Address
See Sign in Sheet				

PREPARED BY: Kyle Chamberlain - EDI

ISSUE DATE: 10/25/2019

Meeting called to order at 1:00 PM.

Item No.	Item Description	Responsibility	Due Date
1.0	<p>Introductions: The meeting attendees introduced themselves. Bill Doyle provided a brief introduction of the meeting. The meeting is an Optional Pre-Bid Meeting for Contract RR-19-4489 – Elgin O’Hare Western Access (IL-390), M-16 Maintenance Facility and Site Improvements, 830 Thomas Dr. Bensenville, IL 60106.</p> <p>M-1 Maintenance Facility (Truck Wash), Tri-State Tollway (I-294), Mile Post 12.3</p> <p>The bid opening is scheduled for November 19, 2019 at 10:30 AM. Questions may be asked through 2:00 PM on November 1, 2019.</p> <p>Bill Doyle noted that the minutes and sign in sheet to the meeting would be issued to all attendees and plan holders via addendum. The addendum will include other items which will be discussed at the end of this meeting.</p>		
2.0	<p>DBE/VOSB/EEO Goal: Information is available in Volume 1 of the Contract Requirements. This contract includes a specific DBE utilization goal of 35% (listed on page DBE-2) of the Core work of the Contract. This contract includes a Veteran Small Business participation</p>		



Capital Program

MEETING AGENDA / SIGN-IN SHEET / MINUTES

Meeting date/time: 10/24/2019 1:00 PM

Meeting location: 2700 Ogden, Downers Grove, Conference Room 175

Meeting Purpose: Optional Pre-Bid Meeting

Chairperson: Bill Doyle

Project No.: RR-19-4489

Item No.	Item Description	Responsibility	Due Date
----------	------------------	----------------	----------

goal of 3.0% (listed on page VOSB-1) of the Core work of The EEO Goal to be achieved on this contract is 6.9% for women and 19.6% for minorities and more details can be found on EEO-1. Bid Credit Cap is set to \$375,000. The bidder is directed to print out and submit the certificate for the Partnering for Growth Program and any other similar programs pertaining to the Bid Credit Cap.

The prime Contractor must own and submit its own Bid Credit Certificate in order to use a subcontractor's Bid Credit Certificate. Bid Credits are earned through:

- Partnering for Growth – mentor/protégé program. The mentor can receive bid credits.
- ECP – Hiring and employing underemployed individuals. They must be hired within the past year and do not need to be on Tollway contracts.

3.0 **Instructions to Bidders:** Bill Doyle called attention to the Instructions to Bidders included in Volume I of the Contract Requirements, pages I-1 through I-10. Each item of the Instructions to Bidders pages is important and must be read. Item 25 – State Board of Elections Registration Public Act 95-0971 and Item 37 – Responsible Bidder Affidavit were referenced specifically.

The following statement was read: “All bids MUST include Disclosures and Certifications otherwise the bid will be deemed non-responsive. See Volume I of the Contract Requirements, page N-1 for additional information”

4.0 **Project Schedule and SP 103:** Bill Doyle noted the following key dates in the Contract:

- S.P. 103.1: Contract Completion Date – October 1, 2021
- S.P. 103.2: Substantial Completion Date – June 30, 2021



Capital Program

MEETING AGENDA / SIGN-IN SHEET / MINUTES

Meeting date/time: 10/24/2019 1:00 PM

Meeting location: 2700 Ogden, Downers Grove, Conference Room 175

Meeting Purpose: Optional Pre-Bid Meeting

Chairperson: Bill Doyle

Project No.: RR-19-4489

Item No.	Item Description	Responsibility	Due Date
----------	------------------	----------------	----------

- S.P. 103.3: Interim Completion Date – M-1 Site Work, Building Construction, and Utility Services – October 1, 2020
- S.P. 103.4: Interim Completion Date – M-16 Proposed Building and Roofing, Interior Work, Etc – November 2, 2020
- S.P. 104.1: Notice to Proceed/Commencement For Building Construction and Site Improvements – No earlier than February 27, 2020

It is the contractor's responsibility to provide the man power and equipment needed to meet the requirements of the contract documents.

- 5.0 **S.P. 105 and Liquidated Damages:** LT noted the following:
- S.P. 105.1.1: Liquidated Damages for Non-Completion Per SP 103.1. \$5900/day after the completion date.
 - S.P. 105.1.2: Liquidated Damages for Non-Completion Per SP 103.2. \$5900/day after the completion date.
 - S.P. 105.1.3: Liquidated Damages for Non-Completion Per SP 103.3. \$2000/day after the completion date.
 - S.P. 105.1.4: Liquidated Damages for Non-Completion Per SP 103.4. \$2000/day after the completion date.

- 6.0 **S.P. 106: Cooperation with Utilities:** Bidders were instructed to review known utilities conflicts as well as new services required for the site.

Fiber Optic, electric, and telephone will need to be tied into existing structures via routes towards Thomas Drive. These can be coordinated with G4S, ComED, and AT&T.

- S.P. 106.2.1: Coordination with City of Bensenville:**
- Contract shall notify Engineer, who will contact



Capital Program

MEETING AGENDA / SIGN-IN SHEET / MINUTES

Meeting date/time: 10/24/2019 1:00 PM

Meeting location: 2700 Ogden, Downers Grove, Conference Room 175

Meeting Purpose: Optional Pre-Bid Meeting

Chairperson: Bill Doyle

Project No.: RR-19-4489

Item No.	Item Description	Responsibility	Due Date
----------	------------------	----------------	----------

the City, to secure any permits and obtain written authorization for any lane closures on Bensenville streets. The Contractor is responsible for meeting all City of Bensenville requirements in connection therewith.

S.P. 106.2.2: Coordination with City of Alsip:

- Contract shall notify Engineer, who will contact the City, to secure any permits and obtain written authorization for any lane closures on Alsip streets. The Contractor is responsible for meeting all City of Alsip requirements in connection therewith.

S.P. 106.3: Coordination with Other Contractors

Bill Doyle noted that the following projects in the vicinity of this Contract may be under construction during the term of this Contract:

- Contractor shall coordinate all activities M-16 Maintenance Facility Improvements with the construction of the Elgin O'Hare Western Access improvements as necessary.
- Contractor shall also coordinate the installation of fiber optic cables with Contract I-17-4683 such that the fiber optic is installed from the M-16 Maintenance facility to the existing handhole south of Thomas Drive and to Plaza 320.

S.P. 106.4: Coordination with Tollway

Bill Doyle noted that the Contractor is NOT allowed site access through the Elgin-O'Hare Western Access. The contractor may only use a combination of York Road, Supreme Drive, and Thomas Drive.

7.0

Scope of Work: Bill Doyle referred the meeting attendees to the A-1 page of the Contract Requirements for the contract for a description of the scope of work. The work under this Contract shall consist of:
Construction of maintenance facility building, truck



Capital Program

MEETING AGENDA / SIGN-IN SHEET / MINUTES

Meeting date/time: 10/24/2019 1:00 PM

Meeting location: 2700 Ogden, Downers Grove, Conference Room 175

Meeting Purpose: Optional Pre-Bid Meeting

Chairperson: Bill Doyle

Project No.: RR-19-4489

Item No.	Item Description	Responsibility	Due Date
----------	------------------	----------------	----------

wash, salt barn and fueling facility, grading, pavement construction, site work, erosion control measures, landscaping, drainage improvements, installation of permanent pavement markings, and lighting improvements.

Bill Doyle additionally brought to the attention to the bidders that 662/663 forms will be provided for soils disposal by the Tollway and their environmental consultant to the successful bidder.

Bradley Dennis with Epstein provided a brief overview of the project.

8.0 **IDOT/ Tollway Specifications:** Bill Doyle noted that the contract has been designed and will be constructed in accordance with the following documents:

- Tollway Supplemental Specifications to the IDOT Standard Specifications, Issued April 5, 2019
- IDOT Standard Specifications for Road and Bridge Construction, Adopted April 2016
- IDOT Supplemental Specifications and Recurring Special Provisions, Adopted January 1, 2019
- LEED v4 will be required for the main building.

9.0 **S.P. 119 Available Geotechnical Information:** Bill Doyle indicated that the structural geotechnical report is available on the Tollway Online Plan Room.

10.0 **S.P. 121 Electronic Data Files Available:** Bill Doyle indicated that the project's electronic data files were posted available to bidders on the Tollway Online Plan Room under the Plans then Geotechnical folder.

11.0 **S.P. 124 Subletting of Assignment of Contract:** Bill Doyle noted that the Contractor shall furnish the material,



Capital Program

MEETING AGENDA / SIGN-IN SHEET / MINUTES

Meeting date/time: 10/24/2019 1:00 PM

Meeting location: 2700 Ogden, Downers Grove, Conference Room 175

Meeting Purpose: Optional Pre-Bid Meeting

Chairperson: Bill Doyle

Project No.: RR-19-4489

<i>Item No.</i>	<i>Item Description</i>	<i>Responsibility</i>	<i>Due Date</i>
	labor, equipment and all incidentals necessary to perform, with its own organization, work items accounting for not less than 5% of the total Contract Award amount based on quantities of items and unit prices contained in the Proposal. Further language is provided in SP 124 in the Contract Documents.		
12.0	Addendums: Addendum No. 1 will be issued and is anticipated to include the following items: <ul style="list-style-type: none">• Minutes of this meeting and attendee list• Questions and Answers to those received		
13.0	Written Questions Received to Date Prior to the Meeting: Will be answered in Addendum1 as time allows.		
14.0	All attendees were reminded that the question period will close on Friday, November 1st, at 2:00 pm. All questions shall be sent to wdoyle@getipass.com		

Next Meeting: Bid Opening 11/19/2019 at 10:30 AM.

Please notify the author of the minutes of any corrections and/or clarifications within five (5) business days.

Cc: Attendees and Distribution List

TABLE OF CONTENTS

PART I: Instructions

Bid Schedule and Information	A-1, A-2
Construction Bid Check List	CL-1 – CL-3
Instruction and Information to Bidders	I-1 thru I-10

PART II: Bid Requirements

Prevailing Wage - Counties	1 thru 9
Bid	P-1 thru P-6
Bid Bond (Insert after P-Pages)	
Forms A or Forms B Disclosures	N-1 thru N-2
Responsible Bidder Affidavit	PA-1
Bidder Preferences	R-1, R-2
Bidder List of Individual Contacts	R-3
Affidavit	R-4
Plant and Equipment Questionnaire	S-1 thru S-6
Current Contractual Obligations	S-7
Disadvantaged Business Enterprise Participation & Utilization Plan	DBE-1 thru DBE-18
Equal Employment Opportunity Program	EEO-1 thru EEO-9
Veteran Small Business Participation & Utilization Plan	VOSB-1 thru VOSB-11
Bid Credit Incentive Programs	BCP-1 thru BCP-5
Illinois Tollway Standard Business Terms and Conditions	TC-1 thru TC-9

PART III: Contract Requirements

Contract Bond Agreement	T-1 thru T-5
Performance Bond	U-1, U-2
Payment Bond	V-1, V-2
Insurance	I-4

VOLUME II

SPECIAL PROVISIONS

J-1 thru J-364

VOLUME III

SPECIAL PROVISIONS

J-365 thru J-788

VOLUME IV

SPECIAL PROVISIONS

J-789 thru J-1232

VOLUME V

SPECIAL PROVISIONS

J-1233 thru J-1534

VOLUME VI

SPECIAL PROVISIONS

J-1535 thru J-2020

VOLUME VII

SPECIAL PROVISIONS

J-2021 thru J-2423

PART I - INSTRUCTIONS

Bid Schedule and Information

A-1

Construction Bid Checklist

CL-1 – CL-3

Instruction and information to Bidders

I-1 – I-10

THE ILLINOIS STATE TOLL HIGHWAY AUTHORITY

ADVERTISEMENT FOR SEALED BIDS

Bid Schedule and information for,

CONTRACT NO: RR-19-4489

Sealed Bids for the above numbered Contract as described below will be received by the Illinois Tollway at its offices, at 2700 Ogden Avenue, Downers Grove, Illinois 60515, until 10:30:00 a.m., local time, December 5, 2019, at which time the Bids will be opened and the bids read aloud.

An **optional pre-bid meeting** is scheduled for October 24, 2019 at the Central Administration Building in Downers Grove, at 2700 Ogden Avenue. The meeting will be held in Conference Room CONFERENCE ROOM 175 at 1:00 PM.

The work to be done under this Contract shall be started on or about February 27, 2020. All work under this Contract shall be completed by October 1, 2021.

The work under this Contract shall consist of: The work under this Contract shall consist of: Construction of maintenance facility building, truck wash, salt barn and fueling facility, grading, pavement construction, site work, erosion control measures, landscaping, drainage improvements, installation of permanent pavement markings, and lighting improvements. The work under this Contract is to be performed on: Elgin O'Hare Western Access (IL-390) at 830 Thomas Drive, Bensenville, Cook County, Illinois.

The work under this Contract is to be performed on: M16 I-390 AT MILE POST 16.6.

Bidders must demonstrate experience and competence with project of similar or greater complexity, size and cost by submitting completed Standard Form AIA Document A305; or be pre-qualified by the Capital Development Board (CDB); or Illinois Department of Transportation (IDOT) and submit with the bid the appropriate "Certification of Eligibility" as issued by IDOT and either IDOT's "Affidavit of Availability" or ISTHA's "Current Contractual Obligation".

Joint Ventures shall be limited to no more than three individually pre-qualified members.

Bidders are also required to be registered, or submit evidence of application, with the Illinois Department of Human Rights (IDHR). **There are NO EXCEPTIONS.**

Please note that written or oral communications received by the Illinois Tollway in connection with this solicitation may be required to be reported to the Procurement Policy Board as required by law. This provision is not intended to prohibit communications with State employees regarding a procurement matter, but rather only requires reporting of those communications when they occur.

All bids must be on forms prescribed by the Illinois Tollway and must comply with the terms and conditions set forth in the Contract Documents. Copies of the plans, special provisions, bid forms and other Contract Documents for this Contract are available from BHF Digital Imaging and can be viewed and/or ordered for purchase by visiting the On-line Plan Room via www.illinoistollwaybidding.com. Copies of the current Illinois Tollway Supplemental Specifications to the Illinois Department of Transportation Standard Specifications for Road and Bridge Construction can be purchased directly from BHF Digital Imaging. The current Illinois Tollway Supplemental Specifications may also be viewed in the 'Doing Business' section on the Tollway website. Current Illinois Department of Transportation Standard Specifications for Road and Bridge Construction, Supplemental Specifications and Recurring Special Provisions can be viewed and purchased from the Illinois Department of Transportation website. Electronic copies of the contract documents are also available on compact disk (CD) from BHF Digital Imaging. Copies are in a portable document format (PDF). **Bidders with questions or in need of assistance in purchasing Contract Documents are to contact a BHF Digital Imaging, Customer Service Representative at 630-393-0777, ask for the Plan Room.**

Questions pertaining to the intent of the Contract Documents may be sent to the Illinois Tollway, attention WDoyle@getipass.com, to be received no later than 2:00 p.m. local time on November 21, 2019.

A completed Questionnaire and a statement of Current Contractual Obligations on forms supplied by the Illinois Tollway will be required from the apparent low Bidder once the apparent low Bidder is determined. Each Bid must be accompanied by a Bid Guaranty in the amount of five (5%) per cent of the total amount shown in the Bid for the Contract. The Bid Guaranty shall be in the form of an acceptable bid bond or a bank draft, certified check or cashier's check drawn on a solvent bank made payable to the Illinois State Toll Highway Authority. **Earned BID CREDITS are NOT applicable for Contract RR-19-4489.**

Award of the above Contract, if any award be made, will be to the lowest responsive and responsible Bidder or Bidders. The Illinois Tollway reserves the right to reject any and all Bids, to waive technicalities, or cancel the solicitation.

COPIES OF PLANS, SPECIAL PROVISIONS, BID FORMS, CONTRACT DOCUMENTS, STANDARD SPECIFICATIONS AND SUPPLEMENTAL SPECIFICATIONS ARE NOT AVAILABLE AT THE TOLLWAY CENTRAL ADMINISTRATION BUILDING.

DATE: October 4, 2019

THE ILLINOIS STATE TOLL HIGHWAY AUTHORITY

ADVERTISEMENT FOR SEALED BIDS

Bid Schedule and information for

CONTRACT NO: RR-19-4489

Sealed Bids for the above numbered Contract as described below will be received by the Illinois Tollway at its offices, at 2700 Ogden Avenue, Downers Grove, Illinois 60515, until 10:30:00 a.m., local time, November 19, 2019, at which time the Bids will be opened and the bids read aloud.

An **optional pre-bid meeting** is scheduled for October 24, 2019 at the Central Administration Building in Downers Grove, at 2700 Ogden Avenue. The meeting will be held in Conference Room 175 at 1:00 PM.

The work to be done under this Contract shall be started on or about February 27, 2020. All work under this Contract shall be completed by October 1, 2021.

The work under this Contract shall consist of: Construction of maintenance facility building, truck wash, salt barn and fueling facility, grading, pavement construction, site work, erosion control measures, landscaping, drainage improvements, installation of permanent pavement markings, and lighting improvements. The work under this Contract is to be performed on: Elgin O'Hare Western Access (IL-390) at 830 Thomas Drive, Bensenville, Cook County, Illinois as well as the Tri-State Tollway (I-294) Mile Post 12.3, Alsip, Cook County, Illinois..

The work under this Contract is to be performed on: M16 I-390 AT MILE POST 16.6 & M1 I-294 AT MILE POST 12.3.

Bidders must demonstrate experience and competence with project of similar or greater complexity, size and cost by submitting completed Standard Form AIA Document A305; or be pre-qualified by the Capital Development Board (CDB); or Illinois Department of Transportation (IDOT) and submit with the bid the appropriate "Certification of Eligibility" as issued by IDOT and either IDOT's "Affidavit of Availability" or ISTHA's "Current Contractual Obligation".

Joint Ventures shall be limited to no more than three individually pre-qualified members.

Bidders are also required to be registered, or submit evidence of application, with the Illinois Department of Human Rights (IDHR). **There are NO EXCEPTIONS.**

Please note that written or oral communications received by the Illinois Tollway in connection with this solicitation may be required to be reported to the Procurement Policy Board as required by law. This provision is not intended to prohibit communications with State employees regarding a procurement matter, but rather only requires reporting of those communications when they occur.

All bids must be on forms prescribed by the Illinois Tollway and must comply with the terms and conditions set forth in the Contract Documents. Copies of the plans, special provisions, bid forms and other Contract Documents for this Contract are available from BHF Digital Imaging and can be viewed and/or ordered for purchase by visiting the On-line Plan Room via www.illinoistollwaybidding.com. Copies of the current Illinois Tollway Supplemental Specifications to the Illinois Department of Transportation Standard Specifications for Road and Bridge Construction can be purchased directly from BHF Digital Imaging. The current Illinois Tollway Supplemental Specifications may also be viewed in the 'Doing Business' section on the Tollway website. Current Illinois Department of Transportation Standard Specifications for Road and Bridge Construction, Supplemental Specifications and Recurring Special Provisions can be viewed and purchased from the Illinois Department of Transportation website. Electronic copies of the contract documents are also available on compact disk (CD) from BHF Digital Imaging. Copies are in a portable document format (PDF). **Bidders with questions or in need of assistance in purchasing Contract Documents are to contact a BHF Digital Imaging, Customer Service Representative at 630-393-0777, ask for the Plan Room.**

Questions pertaining to the intent of the Contract Documents may be sent to the Illinois Tollway, attention WDoyle@getipass.com, to be received no later than 2:00 p.m. local time on November 1, 2019.

A completed Questionnaire and a statement of Current Contractual Obligations on forms supplied by the Illinois Tollway will be required from the apparent low Bidder once the apparent low Bidder is determined. Each Bid must be accompanied by a Bid Guaranty in the amount of five (5%) per cent of the total amount shown in the Bid for the Contract. The Bid Guaranty shall be in the form of an acceptable bid bond or a bank draft, certified check or cashier's check drawn on a solvent bank made payable to the Illinois State Toll Highway Authority.

Award of the above Contract, if any award be made, will be to the lowest responsive and responsible Bidder or Bidders. The Illinois Tollway reserves the right to reject any and all Bids, to waive technicalities, or cancel the solicitation.

COPIES OF PLANS, SPECIAL PROVISIONS, BID FORMS, CONTRACT DOCUMENTS, STANDARD SPECIFICATIONS AND SUPPLEMENTAL SPECIFICATIONS ARE NOT AVAILABLE AT THE TOLLWAY CENTRAL ADMINISTRATION BUILDING.

DATE: **October 4, 2019**

RR-19-4489

The George. Sullivan Construction Company

Documents Required with the Bid

Bidder should use this checklist to ensure that all required documents are completed and included with its bid.

Required Documents	Reference Volume I	Comments and Important Information		Included with Bid
Forms A (22 pages) or Forms B (3 or more pages)	Section N	Forms A or Forms B must be submitted with the bid or the bid will be considered non-responsive.	If a Joint Venture, must be submitted for each Joint Venture Partner	Forms A & B ✓
Disadvantaged Business Enterprise <ul style="list-style-type: none"> DBE 2026-Utilization Plan DBE 2025(s) DBE 2023 if needed 	Section I #27 DBE Special Provision	Required for all solicitations with DBE goals. The DBE 2025 form should be submitted with the bid. See DBE Special Provision for additional information. If goal is 0% the forms are not required.		✓ 2024 2025
Veteran Small Business Participation and Utilization <ul style="list-style-type: none"> VOSB 2026-Utilization Plan VOSB 2025 (s) VOSB 2023 if needed 	Section I #28 VOSB Special Provision	Required for all solicitations with Veteran goals. The VOSB 2025 form should be submitted with the bid. See Veterans Special Provision for additional information. If goal is 0% the form is not required.		✓ 2024 2025
Equal Employment Opportunity EEO 1256	Section I #29 & EEO Special Provision	Required for all solicitations with Equal Employment Opportunity goals.		✓
Optional Bid Credit Incentive Program Certificates	Section I #30 Bid Credit Incentive Programs Special Provision	If Bid Credit is utilized, Bid Credit Certificates are required in bid submittal See Bid Credit Incentive Programs Special Provision for additional information		N/A
Page P-1 with Addendum noted, Page P-2 with Bid Guaranty completed, Page P-3 completed with signatures, P-4	Section I-#4 P-Pages	Fill in all available pay item prices with values of \$0.01 or greater. P-2 missing		✓

Bid Bond, Signature and Corporate Seal	Page 2 and 3 of the "P" Pages	If a Joint Venture, Bid Bond must be in the name of the Joint Venture. Signature and Corporate Seal page (last) must be submitted for each Joint Venture Partner.	✓
Preferences, Contacts and Affidavit	Section R	If a Joint Venture, must be submitted for each Joint Venture Partner.	✓
IDOT Certificate of Eligibility (If required—See Page A-1)	A-1 & Section I #9	If a Joint Venture, required from each Joint Venture Partner (If required)	CDB Qualif. ✓
Non-Collusion Affidavit	Page R-4	If a Joint Venture, must be submitted for each Joint Venture Partner	✓
Tollway Standard Terms & Conditions	Section TC	If a Joint Venture, must be submitted for each Joint Venture Partner	✓
Plant and Equipment Questionnaire and Current Contractual Obligations	Section I #9 & Section S	If a Joint Venture, submit for each Joint Venture partner.	✓
Responsible Bidder Affidavit PA-1 signed and Notary Seal	Section I #37	If a Joint Venture, must be submitted for each Joint Venture Partner	✓

The Following Will Be Verified by the Tollway for the Low Apparent Bidder

Tollway to Transact Business in Illinois - Secretary of State Certificate of Good Standing	Section I #10	If a Joint Venture, will be verified for each Joint Venture Partner. Rec. W/Bid
Illinois Dept. of Human Rights	Section I #9 & #26	If a Joint Venture, will be verified for each Joint Venture Partner Rec. W/Bid
State Board of Elections	Section I #25	If a Joint Venture, will be verified for each Joint Venture Partner Rec. W/Bid

Capital Development Board - Rec. W/Bid

**Documents Required from Lowest Responsive/Responsible Bidder
Upon Request from the Tollway**

(Notice of Intent e-mail will be sent requesting these items)

Agreement	Section T	If a Joint Venture, must be signed by both Joint Venture Partners
Performance Bond	Section U	If a Joint Venture, must be executed by both Joint Venture Partners
Payment Bond	Section V	If a Joint Venture, must be executed by both Joint Venture Partners
Insurance	Section I #17	If a Joint Venture insurance must be in the name of both Joint Venture Partners <i>MC W/Bid</i>
Evidence of Tollway of company representatives to execute the contract, such as Board of Directors' Minutes, or a resolution authorizing officers of the firm to execute the contract documents		
Certificates showing authorization to do business in Illinois if your firm is not an Illinois corporation.		
Any supplemental financial or experience information if requested by the Illinois Tollway.		
A completed Signature Tollway Form designating any and all individuals to execute on behalf of the company any and all contract modifications or documentation		
If a Joint Venture, a copy of the executed Joint Venture Agreement between all partners that identifies the Managing Partner. Unless specifically directed otherwise in writing by the joint venture, the Managing Partner's FEIN will be used for payment and tax purposes		
A completed W-9 form if this is the first time the company is conducting business with the Tollway as a Prime Contractor. Please refer to the following link for the most current IRS W-9 form: http://www.irs.gov/pub/irs-pdf/fw9.pdf		
A copy of your IRS Assignment/Acceptance Letter if this is the first time the company is conducting business with the Tollway as a Prime Contractor, or if it has been a long time since you have done work with the Tollway and have never provided the document.		
As applicable to the Contract, Proof of Certification from each firm listed on DBE Form(s) 2025 and or VOSB Form(s) 2025. Please refer to the Special Provision for Disadvantaged Business Enterprise Participation and the Veteran Small Business Participation and Utilization Plan for a list of Certifying Agencies accepted by the Tollway. Proof of Certification includes Original letter of Certification, Certification Certificate, or the company listing in the Certifying Agency's database.		

INSTRUCTIONS AND INFORMATION TO BIDDERS

1. ADVERTISEMENT FOR BIDS

Bids will be received by the Illinois State Toll Highway Authority for constructing a portion of the Illinois Toll Highway System, as described in the Advertisement for Sealed Bids.

2. EXAMINATION OF CONTRACT DOCUMENTS AND WORK SITE

Before submitting a Sealed Bid, the Bidder shall carefully examine the provisions of the contract bid documents. The Bidder shall also inspect in detail the site of the proposed work, investigate and become familiar with all conditions affecting the contract, and the detailed requirements of construction. Bidders will be held responsible for having done so.

3. CONTRACT DOCUMENTS (TO BE COMPLETED IN INK)

The Contract Documents for this Contract shall be as defined in Section 101 of the Tollway Supplemental Specifications.

4. SCHEDULE OF PRICES

All blank spaces for Bid prices must be filled in, in ink, with the unit price, or lump sum price, and the total price for each and every item (which prices must be more than \$0.00). Bids which do not contain a price for every item listed in the Schedule of Prices for the Contract being bid, will not be considered, unless alternate bids are requested.

5. INQUIRIES RELATIVE TO INTERPRETATION OF PLANS & SPECIFICATIONS

Any inquiries by Bidders relative to interpretation of any provisions of any of the Contract Documents will not be answered verbally, and to be given consideration must be submitted in writing to the Illinois Tollway no later than the date shown in the "Advertisement for Sealed Bids" (Page A-1). Answers, if any are given to such inquiries, will be in the form of Addenda and will be furnished to all Bidders in conformance with the Tollway Supplemental Specifications.

6. BID GUARANTY

The Bidder is required to furnish a Bid Guaranty in accordance with the provisions of Article 102.09 of the Tollway Supplemental Specifications.

7. WAGE STIPULATIONS

This contract calls for the construction of a "public work," within the meaning of the Illinois Prevailing Wage Act, 820 ILCS 130/01 *et seq.* ("the Act") or is a service contract subject to the prevailing wage requirement of the Illinois Procurement Code, 30 ILCS 500/25-60 (the "Code"). The Act requires contractors and subcontractors to pay laborers, workers and mechanics performing services on public works projects no less than the current "prevailing rate of wages" (hourly cash wages plus amount for fringe benefits) in the county where the work is performed. The Code requires vendors awarded certain service contracts to pay service workers no less than the general prevailing wage rate of hourly wages (hourly cash wages plus amount for fringe benefits) in the county where the work is performed. The Illinois Department of Labor publishes the prevailing wage rates on its website <https://www.illinois.gov/idol/Laws-Rules/CONMED/Pages/Rates.aspx>. The Illinois Department of Labor revises the prevailing wage rates and the contractor/subcontractor has an obligation to check the Illinois Department of Labor's website for revisions to prevailing wage rates. For information regarding current

prevailing wage rates, please refer to the Illinois Department of Labor's website. All contractors and subcontractors rendering services under this contract must comply with all requirements of the Act and Code, including but not limited to all wage requirements and notice and record keeping duties.

The contractor to whom the contract is awarded shall insert into each subcontract and into the project specifications for each subcontract a written stipulation to the effect that not less than the prevailing rate of wages shall be paid to all laborers, workers, and mechanics performing work under the contract. Each subcontractor shall insert into each lower tiered subcontract and into the project specifications for each lower tiered subcontract a stipulation to the effect that not less than the prevailing rate of wages shall be paid to all laborers, workers, and mechanics performing work under the contract.

A list of prevailing wages for the counties in which work under this contract is to be performed is included within this contract as an attachment.

AMENDMENTS TO PREVAILING WAGE LAW

Effective July 16, 2014, the Prevailing Wage Act has been amended. Below is a summary of some of the important changes that may affect you:

- For each calendar month construction on a Tollway project occurs, a certified payroll must be filed **no later than the 15th** of the following month.
- Payroll records must be kept for 5 years from the date of last payment on a contract or subcontract.
- Any person who willfully files a false payroll is guilty of a Class A misdemeanor.
- Any person who willfully fails to create, keep, maintain, or **produce records as or when** required by the Act is guilty of a Class A misdemeanor.
- Any contractor or subcontractor convicted or found guilty of the above is subject to **automatic and immediate debarment** and prohibited from participating in any public works project for 4 years with no right to a hearing.

The full text of the Prevailing Wage Act can be found here:

<http://www.ilga.gov/legislation/ilcs/ilcs3.asp?ActID=2405&ChapterID=68>

8. NON-COLLUSION AFFIDAVIT

The Bidder must complete and return the Non-Collusion Affidavit furnished with the Solicitation with their bid. In the event said Affidavit is found to be false in any respect, the Illinois Tollway may, at its option, void this Contract without liability on the part of the Illinois Tollway and in addition, the contractor and its surety or sureties shall be liable to the Illinois Tollway for any and all damages of every nature and description sustained, directly or indirectly, by the Illinois Tollway as a result of entering into Contracts based upon, among other things, the execution of such false affidavit.

9. **QUALIFICATIONS OF BIDDER**

The Illinois Tollway follows the procurement rules set by the Illinois Department of Transportation (IDOT) for the procurement of construction and professional services. The Bidder must be prequalified by the Illinois Department of Transportation if required by the solicitation. See Page A-1 to determine if IDOT Prequalification is required.

IDOT Contractor's Financial Statements will be acceptable if not more than 18 months old.

Illinois Department of Human Rights Public Contracts Number: Bidder shall complete and return the IDHR Public Contract Number form in Forms A, Part 2, or in the Illinois Procurement Gateway.

Each Bidder authorizes the Illinois Tollway to obtain and examine any and all financial data and experience information heretofore submitted by the Bidder to any Federal, State or local unit of government without further notice.

The Illinois Tollway will analyze the division of work to verify the weakest joint venture member is capable of performing, and analyze the others to be able to complete the project if the weakest firm defaults.

The individual partners of any joint venture must be jointly and severally liable for the obligations of the joint venture under the contracts.

Only one person will be designated managing partner for the joint venture and will speak for all joint venture partners and act as project manager.

Once the apparent low Bidder is determined, the apparent low Bidder shall submit the forms "Plant and Equipment Questionnaire" and "Current Contractual Obligations", to supplement the information contained in the qualifications questionnaire required in the paragraph above.

The Illinois Procurement Code provides, in part, that no person or business shall bid, offer, make a submission to a vendor portal, or enter into a contract under the Code if the person or business assisted an employee of the State of Illinois, who, by the nature of his or her duties, has the authority to participate personally and substantially in the decision to award a State contract, by reviewing, drafting, directing, or preparing any invitation for bids, a request for proposal, or request for information or provided similar assistance except as part of a publicly issued opportunity to review drafts of all or part of these documents. See certifications section of the Contract for the required certifications prior to entering into a contract with the State of Illinois

10. **AUTHORITY TO TRANSACT BUSINESS UNDER AN ASSUMED NAME**

If the apparent low Bidder is doing business under an assumed name, it shall be required to furnish, once the apparent low Bidder is determined, a certificate of registration and authorization showing that such individual or partnership is registered and authorized to conduct business in Illinois under such assumed name in accordance with Assumed Business Name Act, 805 ILCS 405/1, as amended from time to time.

11. **SECRETARY OF STATE CERTIFICATE OF GOOD STANDING**

A person, other than an individual acting as a sole proprietor, must be a duly constituted legal entity and authorized to transact business or conduct affairs in Illinois prior to execution of the contract. 30 ILCS 500/20-43. The Secretary of State Certification will be verified by the Tollway for the apparent low Bidder.

12. **TAX EXEMPTIONS**

Any material which is to be incorporated in The Work and any equipment required therefore may be consigned to the Illinois State Toll Highway Authority in care of the Contractor. If the shipping papers show clearly that any such material or equipment is so consigned, the shipment may be exempt from the tax on the transportation of property under the provisions of Section 4292, Title 26, U.S.C.A. (1954). All transportation charges shall be paid by the Contractor.

The Illinois Tollway is currently exempted from the payment of Illinois Retailer's Occupational Tax, Use Tax, Service Tax, Municipal Taxes and Federal Excise Tax.

The tax exempt number and form will become a part of the contract with the successful Bidder.

13. **HAUL ROADS**

Attention of the Contractor is directed to the probable use of public roads and streets (State, County and Municipal) for hauling loads in excess of present permitted allowance. It is the responsibility of the Contractor to make proper arrangements with officials having jurisdiction for any use of public roads and streets beyond that permitted by present regulations.

14. **ACKNOWLEDGMENT OF RECEIPT OF ADDENDA**

The Bidder is required to acknowledge receipt of any Addenda issued to the Bidder by inserting the Addendum number and the issuing date in the space provided in the Solicitation.

15. **AUTHORITY POWER AND FUNDS**

The Illinois Tollway has been created and derives its power and authority under and pursuant to "An Act in relation to the construction, operation, regulation and maintenance of a system of toll highways, and to create the Illinois State Toll Highway Authority, and to define its powers and duties, approved August 7, 1967," (Illinois Compiled Statutes, 605 ILCS 10/1 to 605 ILCS 10/35, as amended from time to time, hereinafter called the "Act").

No payment or other obligations under this Contract are or shall ever be construed to be obligations of the State of Illinois.

16. **PAYMENT OF TOLLS**

The Contractor shall be required to pay the full amount of tolls, if any, incurred by it during the duration of the contract. Said tolls will not be refunded by the Illinois Tollway. Furthermore, in the event that a final determination is made by the Tollway that the Contractor has failed to pay any required tolls and associated fines, the Tollway is authorized to take steps necessary to withhold the amounts of unpaid tolls and fines from any payment due the Contractor by the Tollway and/or other State of Illinois office, department, commission, board or agency.

17. **INSURANCE**

The Contractor shall not commence any work under the Contract until all the insurance as specified in Article 107.27 of the Tollway Supplemental Specifications or any special provisions has been provided and approved, and Notice to Proceed is issued to the Contractor.

18. **ILLINOIS HUMAN RIGHTS ACT**

The Contractor is advised that the Illinois State Toll Highway Authority has heretofore by resolution

adopted all of the applicable requirements and provisions of the Illinois Fair Employment Practices Act, now the Illinois Human Rights Act (Illinois Compiled Statutes, 775 ILCS 5/1 -101, *et sequitur*, as amended from time to time) and all of the applicable rules and regulations promulgated thereunder, and that all such applicable requirements, provisions and rules and regulations are deemed to be a part of the Contract and to apply to the Contractor as if fully set out herein.

19. **MULTI-PROJECT LABOR AGREEMENT**

The Multi-Project Labor Agreement is not in effect for this contract.

20. **RESERVED**

21. **COMPUTER GENERATED PAY ITEM PRICE PAGES FOR BIDS SUBMITTED IN HARD COPY FORMAT**

The schedule of prices for this contract is available for download in spreadsheet format on the Tollway's Online Plan Room hosted by BHFx DIGITAL IMAGING at: www.illinoistollwaybidding.com.

The schedule of prices is published in spreadsheet format only once when the contract is advertised, and is published as a tool to assist Bidders with preparation of their bid. Any revisions to the schedule of prices, including addenda, are the responsibility of the Bidder and must be included in the bid. It is the Bidder's responsibility to provide an accurate bid, which includes verification that the spreadsheet version of the schedule of prices matches the final contract book P-Pages. When submitting a hard copy bid, in the event of a discrepancy between the spreadsheet schedule of prices from the online plan room, and the contract book P-Pages, the contract book P-Pages and Addenda control and take precedence over the spreadsheet schedule of prices.

If you intend to submit a computer generated bid, it must be in a printed form similar to the contract P-Pages and must be legible. See Page I-1, Item 4 for additional pay item pricing requirements.

22. **PUBLISHED PROCUREMENT INFORMATION:**

The State publishes procurement information, including updates on the General Services eProcurement System BidBuy (<https://bidbuy.illinois.gov>), referred to as "BidBuy". Procurement information may not be available in any other form or location. Bidder is responsible for monitoring BidBuy. The State will not be held responsible if Bidder fails to monitor BidBuy, or to fully complete their vendor registration in BidBuy.

23. **PROTEST REVIEW OFFICE**

Vendors may submit a written protest to the Protest Review Office following the requirements of the IDOT Standard Procurement Rules 44 ILL ADM 6.390 through 6.440. All protests shall be in writing and filed with the CPO within 7 calendar days after the protester knows or should have known of the facts giving rise to the protest. Protests filed after the 7 calendar day period will not be considered. In addition, protests that raise issues of fraud, corruption or illegal acts affecting specifications, special provisions, supplemental specifications and plans must be received by the CPO no later than 14 calendar days before the date set for opening of bids. The Protest Review Office information is as follows:

Chief Procurement Office
Attn: Protest Review Office
401 S. Spring Street
Suite 515 Stratton Office Building
Springfield, IL 62706

Email: eec.legalstaff@illinois.gov
Facsimile: (217) 558-1399
Illinois Relay: (800) 526-0844

24. **SUBSTANCE ABUSE PREVENTION PROGRAM (SAPP) PUBLIC ACT 95-0635**

This Public Act requires that all contractors/subcontractors have a SAPP in place, with certain requirements, **before** starting work. The requirements of this Public Act are material to the contract, and the contractor shall require the same of all approved subcontractors.

25. **STATE BOARD OF ELECTIONS REGISTRATION PUBLIC ACT 95-0971**

State Board of Elections Registration: Vendor or Bidder may be prohibited from making political contributions and be required to register with the State Board of Elections. For more information, see State Board of Elections in Forms A, Part 5.

26. **DEPARTMENT OF HUMAN RIGHTS (DHR) PUBLIC CONTRACT NUMBER**

Any Bidder who bids on public contracts must register with the IDHR to be eligible to be awarded public contracts. Any Bidder who registered previously but has a DHR number of 89999-00-0 or lower must re-register to maintain eligibility. Any IDHR number of 90000-00-0 or higher is valid for five years from the date of issue. The IDHR website link is below.

http://www2.illinois.gov/dhr/PublicContracts/Pages/IDHR_Number.aspx

27. **DISADVANTAGED BUSINESS PARTICIPATION**

See Special Provision for Disadvantaged Business Participation

28. **VOSB/SDVOSB PARTICIPATION**

See Special Provision for VOSB/SDVOSB Participation

29. **EQUAL EMPLOYMENT OPPORTUNITY**

See Special Provision for Equal Employment Opportunity.

30. **BID CREDIT INCENTIVE PROGRAMS**

Tollway Bid Credit Incentive Programs allow contractors or subcontractors/fabricators to earn bid credits to be used toward future Tollway construction bids. A Bidder can then apply its bid credits to a maximum Bid Credit Cap assigned to each construction contract to lower their bid amount and increase the chances of winning the contract as the low Bidder. Use of bid credits from the Bid Credit Incentive Programs is applicable only to construction projects advertised by the Tollway for public bidding.

See Special Provision for Bid Credit Incentive Programs included in Volume 1.

Current Tollway Bid Credit Programs:

- **CONSTRUCTIONWORKS PROGRAM**

The ConstructionWorks (CW) Program offers contractors and subcontractors/fabricators a chance to earn bid credits toward future Tollway construction bids when they hire workers from a pool of qualified and eligible ConstructionWorks individuals including minorities, women, ex-offenders and exonerated individuals, veterans and other traditionally underserved populations.

See the Operational Guide for ConstructionWorks Program at <https://www.illinoistollway.com/doing->

business/diversity-development#BidCreditIncentives

- **EARNED CREDIT PROGRAM**

The Earned Credit Program (ECP) offers contractors and subcontractors/fabricators a chance to earn bid credits toward future Tollway construction bids when they hire workers from a pool of qualified and eligible Workforce Innovation and Opportunity Act (WIOA) individuals including minorities, women, ex-offenders and exonerated individuals, veterans and other traditionally underserved populations.

See the Operational Guide for Earned Credit Program at <https://www.illinoistollway.com/doing-business/construction-engineering#Earned%20Credit%20Program>.

- **PARTNERING FOR GROWTH - CONSTRUCTION for DISADVANTAGED BUSINESS ENTERPRISE OR VETERAN-OWNED SMALL BUSINESS BID CREDIT INCENTIVE PROGRAM**

A firm performing as a mentor in an approved Partnering for Growth (P4G) – Construction relationship, providing assistance to and training of a DBE or Veteran firm can earn Bid Credits that may be used toward future Tollway construction bids.

See the Operational Guide for Partnering For Growth - Construction For Disadvantaged Business Enterprise Bid Credit Incentive Program and the Operational Guide For Partnering For Growth – Construction For Veteran-owned Small Business Bid Credit Incentive Program at <https://www.illinoistollway.com/doing-business/diversity-development/programs#Mentor>

31. **REPORTING OF COMMUNICATIONS WITH VENDORS**

Please note that written or oral communications received by the Tollway that imparts or requests material information or makes a material argument regarding potential action concerning this procurement may require reporting to the Procurement Policy Board as required by the Procurement Code. When an oral communication is made by a person required to register under the Lobbyist Registration Act (25 ILCS 170) and received by a State employee, all individuals who initiate or participate in the communication shall submit a written report to that State employee memorializing the communication and for reporting to the Procurement Policy Board. This provision is not intended to prohibit communications with State employees regarding procurement matter, but rather only requires reporting of those communications when they occur.

32. **INITIAL CONTACT INFORMATION**

The Initial Contact Person named on Page A-1 shall be familiar with assembling or obtaining the duly executed documents constituting the contract between the Illinois Tollway and the contractor.

33. **WEB-BASED PROJECT MANAGEMENT**

The Illinois Tollway will manage this project using the Tollway's web-based project management system. The primary goal of using the web-based project management system is to create a complete project record and serve as a project archive.

Once the apparent low Bidder is determined, all project correspondence occurring with the apparent low Bidder will be addressed to the Initial Contact person via e-mail from Contract Services and via the web-

based project management system. Initial correspondence is expected to consist of requests for information and responses related to DBE and subcontractor related items.

34. SUBCONTRACTOR DISCLOSURE

The Bidder must identify, to the extent the information is known, the names, addresses and type of work for all sub-contractors that will be utilized in the performance of this Contract together with the anticipated contract value each sub-contractor is expected to receive pursuant to this Contract. The State may request updated information at any time. For purposes of this section, sub-contractor means a person or entity that enters into a contractual agreement with a person or entity who has a contract with the Illinois Tollway pursuant to which the person or entity provides some or all of the goods, services, real property, remuneration, or other monetary forms of consideration that are the subject of the primary Illinois Tollway contract. A person or entity is not a sub-contractor if that person only provides goods or supplies that are incidental to the performance of a contract by a person who holds the contract with the Illinois Tollway. In no event shall a sub-contractor be allowed to start work prior to approval by the Tollway.

35. PROCUREMENT COMPLIANCE MONITORS

Under Public Acts 96-0795, 96-0920 and 97-0895, Agency Procurement Compliance Monitors may review contract documents and any files or records related to procurements, and will report to the Chief Procurement Officer on procurement issues that may require action, and to further report on corrective action not taken by state personnel. Additionally, the Procurement Compliance Monitors may monitor the procurement process for appropriate actions and transparency.

36. PUBLICITY

Contractor shall not, in any advertisement, including but not limited to Contractor's website or any other type of solicitation for business, state, indicate or otherwise imply that it has been endorsed by or is currently or has previously been under contract with the Illinois Tollway nor shall the Illinois Tollway's name be used in any such advertisement or solicitation without the prior written approval of the Illinois Tollway.

37. RESPONSIBLE BIDDER AFFIDAVIT

Public Act 97-0369 amended the Illinois Procurement Code to require a "responsible Bidder" to submit a signed affidavit stating that the Bidder shall maintain an Illinois office as the primary place of employment for persons employed in the construction authorized by the contract. Therefore, in accordance with the Act the Illinois Tollway will request the "Responsible Bidder Affidavit" from the apparent low Bidder, once the apparent low Bidder has been determined.

38. REPORT OF A CHANGE IN CIRCUMSTANCES

The Contractor agrees to report to the Tollway as soon as practically possible, but no later than 21 days following any change in facts or circumstances that might impact the Contractor's ability to satisfy its legal or contractual responsibilities and obligations under this contract. Required reports include, but are not limited to changes in the Contractor's Certification/Disclosure Forms, the Contractor's IDOT pre-qualification status, or certification or licensing required for this project. Additionally, the Contractor agrees to report to the Tollway within the above timeframe any arrests, indictments, convictions or other

matters involving the Contractor, or any of its principals, that might occur while this contract is in effect. The reporting requirement does not apply to common offenses, including but not limited to minor/traffic offenses.

Further, the Contractor agrees to incorporate substantially similar reporting requirements into the terms of any and all subcontractors relating to work performed under this agreement. The Contractor agrees to forward or relay to the Tollway any reports received from subcontractors pursuant to this paragraph within 21 days.

Finally, the Contractor acknowledges and agrees that the failure of the Contractor to comply with this reporting requirement shall constitute a material breach of contract which may result in this contract being declared void.

39. **RECORD RETENTION AND AUDIT**

The CONTRACTOR shall maintain in the State of Illinois, for a minimum of five years from the latter of the date of completion of the CONTRACT or the date of final payment under the CONTRACT, adequate books, records, and supporting documents from an accounting system maintained in accordance with generally accepted accounting principles to verify the amounts, recipients, uses and methods of all disbursements of funds passing in conjunction with the CONTRACT. The five year record maintenance period shall be extended for the duration of any audit in progress at the time of that period's expiration. The CONTRACTOR shall at its own expense make such records available in a timely manner for inspection and audit (including copies and extracts of records) as required by the Auditor General and other State Auditors, Chief Procurement Officer, the Illinois Department of Transportation, and the TOLLWAY's Inspector General, Internal Audit or other TOLLWAY agents at all reasonable times and without prior notice.

The obligations of this Section shall be explicitly included in any subcontracts or agreements formed between the CONTRACTOR and any subcontractors or suppliers of goods and services to the extent that those subcontracts or agreements relate to fulfillment of the CONTRACTOR's obligations to the TOLLWAY. Such subcontractor shall be required to comply with the terms and conditions of this Section and the TOLLWAY shall be entitled to enforce a breach of that contract.

Any audit adjustment will be submitted on a final invoice for any underpayment or overpayment to the CONTRACTOR or its subcontractors. The CONTRACTOR shall promptly reimburse the TOLLWAY for any overpayment, or the TOLLWAY at its option may deduct any overpayment from any funds due the CONTRACTOR, whether those funds are due under this contract or other contracts to which the CONTRACTOR is a party either directly with the TOLLWAY or as a subcontractor. In the event the CONTRACTOR fails or refuses to reimburse the TOLLWAY for an overpayment, the CONTRACTOR shall be responsible for all costs, including attorney fees, incurred by the TOLLWAY to collect such overpayment.

Failure to maintain or make available the books, records, and supporting documents required by this Section shall establish a presumption in favor of the TOLLWAY for recovery of any funds paid by the TOLLWAY under the contract for which adequate books, records and supporting documentation are not available to support their purported disbursement.

The CONTRACTOR shall reimburse the TOLLWAY for the total costs of an audit that identifies significant

findings that would benefit the TOLLWAY, including but not limited to reasonable attorney's fees and other expenses. Significant findings for the purposes of this provision shall be identified as an amount in excess of \$50,000 in aggregate of the audit report or findings of material performance or compliance deficiencies.

If the CONTRACTOR fails to comply with these requirements, the CONTRACTOR may be disqualified or suspended from bidding on or working on future contracts.

40. **INSPECTOR GENERAL**

The Vendor/Contractor hereby acknowledges that pursuant to Section 8.5 of the Toll Highway Act (605 ILCS 10/8.5) the Inspector General of the Illinois State Toll Highway Authority has the authority to conduct investigations into certain matters including but not limited to allegations of fraud, waste and abuse, and to conduct reviews. The Vendor/Contractor shall fully cooperate in any OIG investigation or review. Cooperation includes providing access to all information and documentation related to the goods/services described in this Agreement, and disclosing and making available all personnel involved or connected with these goods/services or having knowledge of these goods/services. All subcontracts must inform Subcontractors of this provision and their duty to comply.

41. **ACCEPTANCE OF SCANNED SIGNATURES**

Unless otherwise specified, the parties agree that bids, contracts, certifications and disclosures, and other contract related documents to be entered into in connection with the resulting contract will be considered signed when the signature of a party is delivered by scanned image (e.g. .pdf or .tiff file extension name) as an attachment to electronic mail (email). Such scanned signature will be treated in all respects as having the same effect as an original wet ink signature.

42. **EXPATRIATED ENTITIES**

Except in limited circumstances, no business or member of a unitary business group, as defined in the Illinois Income Tax Act, shall submit a bid for or enter into a contract with a State agency if that business or any member of the unitary business group is an expatriated entity.

PART II: Bid Requirements

Bid	Return with Bid
Bid Listing All Addenda	Return with Bid
Bid Bond	Return with Bid
Forms A or Forms B Disclosures	Return with Bid
Disadvantaged Business Enterprise DBE 2026 and DBE 2023 (if required) (Additional details including form DBE 2025(s) will be requested from the apparent low Bidder.)	Return with Bid
Veteran Small Business Participation VOSB 2026 and VOSB 2023 (if required) (Additional details including form VOSB 2025(s) will be requested from the apparent low Bidder.)	Return with Bid
Equal Employment Opportunity Program	Will be Requested from the Apparent Low Bidder
Bid Credit Program, if applicable	Return with Bid
I.D.O.T. Certificate of Eligibility (if required)	Return with Bid
Affidavit	Return with Bid
Responsible Bidder Affidavit	Will be Requested from the Apparent Low Bidder
Bidder Preferences	Return with Bid
Bidder List of Individual Contacts	Return with Bid
Plant and Equipment Questionnaire	Will be Requested from the Apparent Low Bidder
Illinois Tollway Standard Terms and Conditions	Return with Bid
Secretary of State Certificate of Good Standing	Will be Verified by the Tollway
State Board of Elections	Will be verified by the Tollway
Illinois Department of Human Rights	Will be verified by the Tollway

Prevailing Wage rates
for Cook County
effective Sept. 1, 2017

Trade Title	Region	Type	Class	Base Wage	Fore-man Wage	M-F OT	OSA	OSH	H/W	Pension	Vacation	Training
ASBESTOS ABT-GEN	ALL	ALL		41.20	42.20	1.5	1.5	2	14.65	12.32	0.00	0.50
ASBESTOS ABT-MEC	ALL	BLD		37.46	39.96	1.5	1.5	2	11.62	11.06	0.00	0.72
BOILERMAKER	ALL	BLD		48.49	52.86	2	2	2	6.97	19.61	0.00	0.90
BRICK MASON	ALL	BLD		45.38	49.92	1.5	1.5	2	10.45	16.68	0.00	0.90
CARPENTER	ALL	ALL		46.35	48.35	1.5	1.5	2	11.79	18.87	0.00	0.63
CEMENT MASON	ALL	ALL		44.25	46.25	2	1.5	2	14.00	17.16	0.00	0.92
CERAMIC TILE FNISHER	ALL	BLD		38.56	38.56	1.5	1.5	2	10.65	11.18	0.00	0.68
COMM. ELECT.	ALL	BLD		43.10	45.90	1.5	1.5	2	8.88	13.22	1.00	0.85
ELECTRIC PWR EQMT OP	ALL	ALL		50.50	55.50	1.5	1.5	2	11.69	16.69	0.00	3.12
ELECTRIC PWR GRNDMAN	ALL	ALL		39.39	55.50	1.5	1.5	2	9.12	13.02	0.00	2.43
ELECTRIC PWR LINEMAN	ALL	ALL		50.50	55.50	1.5	1.5	2	11.69	16.69	0.00	3.12
ELECTRICIAN	ALL	ALL		47.40	50.40	1.5	1.5	2	14.33	16.10	1.00	1.18
ELEVATOR CONSTRUCTOR	ALL	BLD		51.94	58.43	2	2	2	14.43	14.96	4.16	0.90
FENCE ERECTOR	ALL	ALL		39.58	41.58	1.5	1.5	2	13.40	13.90	0.00	0.40
GLAZIER	ALL	BLD		42.45	43.95	1.5	1.5	2	14.04	20.14	0.00	0.94
HT/FROST INSULATOR	ALL	BLD		50.50	53.00	1.5	1.5	2	12.12	12.96	0.00	0.72
IRON WORKER	ALL	ALL		47.33	49.33	2	2	2	14.15	22.39	0.00	0.35
LABORER	ALL	ALL		41.20	41.95	1.5	1.5	2	14.65	12.32	0.00	0.50
LATHER	ALL	ALL		46.35	48.35	1.5	1.5	2	11.79	18.87	0.00	0.63
MACHINIST	ALL	BLD		████████	████████	1.5	1.5	2	7.05	8.95	1.85	████████
MARBLE FINISHERS	ALL	ALL		33.95	33.95	1.5	1.5	2	10.45	15.52	0.00	0.47
MARBLE MASON	ALL	BLD		44.63	49.09	1.5	1.5	2	10.45	16.28	0.00	0.59
MATERIAL TESTER I	ALL	ALL		31.20	31.20	1.5	1.5	2	14.65	12.32	0.00	0.50
MATERIALS TESTER II	ALL	ALL		36.20	36.20	1.5	1.5	2	14.65	12.32	0.00	0.50
MILLWRIGHT	ALL	ALL		46.35	48.35	1.5	1.5	2	11.79	18.87	0.00	0.63

OPERATING ENGINEER	ALL	BLD	1	50.10	54.10	2	2	18.80	14.35	2.00	1.30
OPERATING ENGINEER	ALL	BLD	2	48.80	54.10	2	2	18.80	14.35	2.00	1.30
OPERATING ENGINEER	ALL	BLD	3	46.25	54.10	2	2	18.80	14.35	2.00	1.30
OPERATING ENGINEER	ALL	BLD	4	44.50	54.10	2	2	18.80	14.35	2.00	1.30
OPERATING ENGINEER	ALL	BLD	5	53.85	54.10	2	2	18.80	14.35	2.00	1.30
OPERATING ENGINEER	ALL	BLD	6	51.10	54.10	2	2	18.80	14.35	2.00	1.30
OPERATING ENGINEER	ALL	BLD	7	53.10	54.10	2	2	18.80	14.35	2.00	1.30
OPERATING ENGINEER	ALL	FLT	1	55.90	55.90	1.5	1.5	18.05	13.60	1.90	1.30
OPERATING ENGINEER	ALL	FLT	2	54.40	55.90	1.5	1.5	18.05	13.60	1.90	1.30
OPERATING ENGINEER	ALL	FLT	3	48.40	55.90	1.5	1.5	18.05	13.60	1.90	1.30
OPERATING ENGINEER	ALL	FLT	4	40.25	55.90	1.5	1.5	18.05	13.60	1.90	1.30
OPERATING ENGINEER	ALL	FLT	5	57.40	55.90	1.5	1.5	18.05	13.60	1.90	1.30
OPERATING ENGINEER	ALL	FLT	6	38.00	55.90	1.5	1.5	18.05	13.60	1.90	1.30
OPERATING ENGINEER	ALL	HWY	1	48.30	52.30	1.5	1.5	18.80	14.35	2.00	1.30
OPERATING ENGINEER	ALL	HWY	2	47.75	52.30	1.5	1.5	18.80	14.35	2.00	1.30
OPERATING ENGINEER	ALL	HWY	3	45.70	52.30	1.5	1.5	18.80	14.35	2.00	1.30
OPERATING ENGINEER	ALL	HWY	4	44.30	52.30	1.5	1.5	18.80	14.35	2.00	1.30
OPERATING ENGINEER	ALL	HWY	5	43.10	52.30	1.5	1.5	18.80	14.35	2.00	1.30
OPERATING ENGINEER	ALL	HWY	6	51.30	52.30	1.5	1.5	18.80	14.35	2.00	1.30
OPERATING ENGINEER	ALL	HWY	7	49.30	52.30	1.5	1.5	18.80	14.35	2.00	1.30
ORNAMNTL IRON WORKER	ALL	ALL		46.75	49.25	2	2	13.90	19.79	0.00	0.75
PAINTER	ALL	ALL		45.55	51.24	1.5	1.5	11.56	11.44	0.00	1.87
PAINTER SIGNS	ALL	BLD		37.45	42.05	1.5	1.5	2.60	3.18	0.00	0.00
PILEDRIVER	ALL	ALL		46.35	48.35	1.5	1.5	11.79	18.87	0.00	0.63
PIPEFITTER	ALL	BLD		47.50	50.50	1.5	1.5		17.85	0.00	
PLASTERER	ALL	BLD		42.75	45.31	1.5	1.5	14.00	15.71	0.00	0.89
PLUMBER	ALL	BLD		49.25	52.20	1.5	1.5	14.34	13.35	0.00	1.28
ROOFER	ALL	BLD		42.30	45.30	1.5	1.5	9.08	12.14	0.00	0.58
SHEETMETAL WORKER	ALL	BLD		43.50	46.98	1.5	1.5	11.03	23.43	0.00	0.78
SIGN HANGER	ALL	BLD		31.31	33.81	1.5	1.5	4.85	3.28	0.00	0.00

SPRINKLER FITTER	ALL	BLD	47.20	49.20	1.5	1.5	2	12.25	11.55	0.00	0.55
STEEL ERECTOR	ALL	ALL	42.07	44.07	2	2	2	13.45	19.59	0.00	0.35
STONE MASON	ALL	BLD	45.38	49.92	1.5	1.5	2	10.45	16.68	0.00	0.90
TERRAZZO FINISHER	ALL	BLD	40.54	40.54	1.5	1.5	2	10.65	12.76	0.00	0.73
TERRAZZO MASON	ALL	BLD	44.38	47.88	1.5	1.5	2	10.65	14.15	0.00	0.82
TILE MASON	ALL	BLD	45.49	49.49	1.5	1.5	2	10.65	13.88	0.00	0.86
TRAFFIC SAFETY WRKR	ALL	HWY	33.50		1.5	1.5	2	6.00	7.25	0.00	0.50
TRUCK DRIVER	E	ALL	35.60	36.25	1.5	1.5	2	8.56	11.50	0.00	0.15
TRUCK DRIVER	E	ALL	35.85	36.25	1.5	1.5	2	8.56	11.50	0.00	0.15
TRUCK DRIVER	E	ALL	36.05	36.25	1.5	1.5	2	8.56	11.50	0.00	0.15
TRUCK DRIVER	E	ALL	36.25	36.25	1.5	1.5	2	8.56	11.50	0.00	0.15
TRUCK DRIVER	W	ALL	35.98	36.53	1.5	1.5	2	8.25	10.14	0.00	0.15
TRUCK DRIVER	W	ALL	36.13	36.53	1.5	1.5	2	8.25	10.14	0.00	0.15
TRUCK DRIVER	W	ALL	36.33	36.53	1.5	1.5	2	8.25	10.14	0.00	0.15
TRUCK DRIVER	W	ALL	36.53	36.53	1.5	1.5	2	8.25	10.14	0.00	0.15
TUCKPOINTER	ALL	BLD	45.42	46.42	1.5	1.5	2	8.32	15.42	0.00	0.80

Legend

M-F OT Unless otherwise noted, OT pay is required for any hour greater than 8 worked each day, Mon through Fri. The number listed is the multiple of the base wage.

OSA Overtime pay required for every hour worked on Saturdays

OSH Overtime pay required for every hour worked on Sundays and Holidays

H/W Health/Welfare benefit

Explanations COOK COUNTY

The following list is considered as those days for which holiday rates of wages for work performed apply: New Years Day, Memorial Day, Fourth of July, Labor Day, Thanksgiving Day, Christmas Day and Veterans Day in some classifications/counties. Generally, any of these holidays which fall on a Sunday is celebrated on the following Monday. This then makes work performed on that Monday payable at the appropriate overtime rate for holiday pay. Common practice in a given local may alter certain days of celebration. If in doubt, please check with IDOL.

TRUCK DRIVERS (WEST) - That part of the county West of Barrington Road.

EXPLANATION OF CLASSES

ASBESTOS - GENERAL - removal of asbestos material/mold and hazardous materials from any place in a building, including mechanical systems where those mechanical systems are to be removed. This includes the removal of asbestos materials/mold and hazardous materials from ductwork or pipes in a building when the building is to be demolished at the time or at some close future date. **ASBESTOS - MECHANICAL** - removal of asbestos material from mechanical systems, such as pipes, ducts, and boilers, where the mechanical systems are to remain.

CERAMIC TILE FINISHER

The grouting, cleaning, and polishing of all classes of tile, whether for interior or exterior purposes, all burned, glazed or unglazed products; all composition materials, granite tiles, warning detectable tiles, cement tiles, epoxy composite materials, pavers, glass, mosaics, fiberglass, and all substitute materials, for tile made in tile-like units; all mixtures in tile like form of cement, metals, and other materials that are for and intended for use as a finished floor surface, stair treads, promenade roofs, walks, walls, ceilings, swimming pools, and all other places where tile is to form a finished interior or exterior. The mixing of all setting mortars including but not limited to thin-set mortars, epoxies, wall mud, and any other sand and cement mixtures or adhesives when used in the preparation, installation, repair, or maintenance of tile and/or similar materials. The handling and unloading of all sand, cement, lime, tile, fixtures, equipment, adhesives, or any other materials to be used in the preparation, installation, repair, or maintenance of tile and/or similar materials. Ceramic Tile Finishers shall fill all joints and voids regardless of method on all tile work, particularly and especially after installation of said tile work. Application of any and all protective coverings to all types of tile installations including, but not be limited to, all soap compounds, paper products, tapes, and all polyethylene coverings, plywood, masonite, cardboard, and any new type of products that may be used to protect tile installations, Blastrac equipment, and all floor scarfing equipment used in preparing floors to receive tile. The clean up and removal of all waste and materials. All demolition of existing tile floors and walls to be re-tiled.

COMMUNICATIONS ELECTRICIAN

Installation, operation, inspection, maintenance, repair and service of radio, television, recording, voice sound vision production and reproduction, telephone and telephone interconnect, facsimile, data apparatus, coaxial, fibre optic and wireless equipment, appliances and systems used for the transmission and reception of signals of any nature, business, domestic, commercial, education, entertainment, and residential purposes, including but not limited to, communication and telephone, electronic and sound equipment, fibre optic and data communication systems, and the performance of any task directly related to such installation or service whether at new or existing sites, such tasks to include the placing of wire and cable and electrical power conduit or other raceway work within the equipment room and pulling wire and/or cable through conduit and the installation of any incidental conduit, such that the employees covered hereby can complete any job in full.

MARBLE FINISHER

Loading and unloading trucks, distribution of all materials (all stone, sand, etc.), stocking of floors with material, performing all rigging for heavy work, the handling of all material that may be needed for the installation of such materials, building of scaffolding, polishing if needed, patching, waxing of material if damaged, pointing up, caulking, grouting and cleaning of marble, holding water on diamond or Carborundum blade or saw for setters cutting, use of tub saw or any other saw needed for preparation of material, drilling of holes for wires that anchor material set by setters, mixing up of molding plaster for installation of material, mixing up thin set for the installation of material, mixing up of sand to cement for the installation of material and such other work as may be required in helping a Marble Setter in the handling of all material in the erection or installation of interior marble, slate, travertine, art marble, serpentine, alberene stone, blue stone, granite and other stones (meaning as to stone any foreign or domestic materials as are specified and used in building interiors and exteriors and customarily known as stone in the trade), carrara, sanionyx, vitrolite and similar opaque glass and the laying of all marble tile, terrazzo tile, slate tile and precast tile, steps, risers treads, base, or any other materials that may be used as substitutes for any of the aforementioned materials and which are used on interior and exterior which are installed in a similar manner.

MATERIAL TESTER I: Hand coring and drilling for testing of materials; field inspection of uncured concrete and asphalt.

MATERIAL TESTER II: Field inspection of welds, structural steel, fireproofing, masonry, soil, facade, reinforcing steel, formwork, cured concrete, and concrete and asphalt batch plants; adjusting proportions of bituminous mixtures.

OPERATING ENGINEER - BUILDING

Class 1. Asphalt Plant; Asphalt Spreader; Autograde; Backhoes with Caisson Attachment; Batch Plant; Benoto (requires Two Engineers); Boiler and Throttle Valve; Caisson Rigs; Central Redi-Mix Plant; Combination Back Hoe Front End-loader Machine; Compressor and Throttle Valve; Concrete Breaker (Truck Mounted); Concrete Conveyor; Concrete Conveyor (Truck Mounted); Concrete Paver Over 27E cu. ft; Concrete Paver 27E cu. ft. and Under; Concrete Placer; Concrete Placing Boom; Concrete Pump (Truck Mounted); Concrete Tower; Cranes, All; Cranes, Hammerhead; Cranes, (GCI and similar Type); Creter Crane; Spider Crane; Crusher, Stone, etc.; Derricks, All; Derricks, Traveling; Formless Curb and Gutter Machine; Grader, Elevating; Grouting Machines; Heavy Duty Self-Propelled Transporter or Prime Mover; Highlift Shovels or Front Endloader 2-1/4 yd. and over; Hoists, Elevators, outside type rack and pinion and similar machines; Hoists, One, Two and Three Drum; Hoists, Two Tugger One Floor; Hydraulic Backhoes; Hydraulic Boom Trucks; Hydro Vac (and similar equipment); Locomotives, All; Motor Patrol; Lubrication Technician; Manipulators; Pile Drivers and Skid Rig; Post Hole Digger; Pre-Stress Machine; Pump Cretes Dual Ram; Pump Cretes: Squeeze Cretes-Screw Type Pumps; Gypsum Bulker and Pump; Raised and Blind Hole Drill; Roto Mill Grinder; Scoops - Tractor Drawn; Slip-Form Paver; Straddle Buggies; Operation of Tie Back Machine; Tournapuli; Tractor with Boom and Side Boom; Trenching Machines.

Class 2. Boilers; Broom, All Power Propelled; Bulldozers; Concrete Mixer (Two Bag and Over); Conveyor, Portable; Forklift Trucks; Highlift Shovels or Front Endloaders under 2-1/4 yd.; Hoists, Automatic; Hoists, Inside Elevators; Hoists, Sewer Dragging Machine; Hoists, Tugger Single Drum;

Laser Screed; Rock Drill (Self-Propelled); Rock Drill (Truck Mounted); Rollers, All; Steam Generators; Tractors, All; Tractor Drawn Vibratory Roller; Winch Trucks with "A" Frame.

Class 3. Air Compressor; Combination Small Equipment Operator; Generators; Heaters, Mechanical; Hoists, Inside Elevators (remodeling or renovation work); Hydraulic Power Units (Pile Driving, Extracting, and Drilling); Pumps, over 3" (1 to 3 not to exceed a total of 300 ft.); Low Boys; Pumps, Well Points; Welding Machines (2 through 5); Winches, 4 Small Electric Drill Winches.

Class 4. Bobcats and/or other Skid Steer Loaders; Oilers; and Brick Forklift.

Class 5. Assistant Craft Foreman.

Class 6. Gradall.

Class 7. Mechanics; Welders.

OPERATING ENGINEERS - HIGHWAY CONSTRUCTION

Class 1. Asphalt Plant; Asphalt Heater and Planer Combination; Asphalt Heater Scarfire; Asphalt Spreader; Autograder/GOMACO or other similar type machines; ABG Paver; Backhoes with Caisson Attachment; Ballast Regulator; Belt Loader; Caisson Rigs; Car Dumper; Central Redi-Mix Plant; Combination Backhoe Front Endloader Machine, (1 cu. yd. Backhoe Bucket or over or with attachments); Concrete Breaker (Truck Mounted); Concrete Conveyor; Concrete Paver over 27E cu. ft.; Concrete Placer; Concrete Tube Float; Cranes, all attachments; Cranes, Tower Cranes of all types; Creter Crane; Spider Crane; Crusher, Stone, etc.; Derricks, All; Derrick Boats; Dredges; Elevators, Outside type Rack & Pinion and Similar Machines; Formless Curb and Gutter Machine; Grader, Elevating; Grader, Motor Grader, Motor Patrol, Auto Patrol, Form Grader, Pull Grader, Subgrader; Guard Rail Post Driver Truck Mounted; Hoists, One, Two and Three Drum; Heavy Duty Self-Propelled Transporter or Prime Mover; Hydraulic Backhoes; Backhoes with shear attachments up to 40' of boom reach; Lubrication Technician; Manipulators; Mucking Machine; Pile Drivers and Skid Rig; Pre-Stress Machine; Pump Cretes Dual Ram; Rock Drill - Crawler or Skid Rig; Rock Drill - Truck Mounted; Rock/Track Tamper; Roto Mill Grinder; Slip-Form Paver; Snow Melters; Soil Test Drill Rig (Truck Mounted); Straddle Buggies; Hydraulic Telescoping Form (Tunnel); Operation of Tieback Machine; Tractor Drawn Belt Loader; Tractor Drawn Belt Loader (with attached pusher - two engineers); Tractor with Boom; Tractaire with Attachments; Traffic Barrier Transfer Machine; Trenching; Truck Mounted Concrete Pump with Boom; Raised or Blind Hole Drills (Tunnel Shaft); Underground Boring and/or Mining Machines 5 ft. in diameter and over tunnel, etc; Underground Boring and/or Mining Machines under 5 ft. in diameter; Wheel Excavator; Widener (APSCO).

Class 2. Batch Plant; Bituminous Mixer; Boiler and Throttle Valve; Bulldozers; Car Loader Trailing Conveyors; Combination Backhoe Front Endloader Machine (Less than 1 cu. yd. Backhoe Bucket or over or with attachments); Compressor and Throttle Valve; Compressor, Common Receiver (3); Concrete Breaker or Hydro Hammer; Concrete Grinding Machine; Concrete Mixer or Paver 7S Series to and including 27 cu. ft.;

Concrete Spreader; Concrete Curing Machine, Burlap Machine, Belting Machine and Sealing Machine; Concrete Wheel Saw; Conveyor Muck Cars (Haglund or Similar Type); Drills, All; Finishing Machine - Concrete; Highlift Shovels or Front Endloader; Hoist - Sewer Dragging Machine; Hydraulic Boom Trucks (All Attachments); Hydro-Blaster; Hydro Excavating (excluding hose work); Laser Screed; All Locomotives, Dinky; Off-Road Hauling Units (including articulating) Non Self-Loading Ejection Dump; Pump Cretes: Squeeze Cretes - Screw Type Pumps, Gypsum Bulker and Pump; Roller, Asphalt; Rotary Snow Plows; Rototiller, Seaman, etc., self-propelled; Self-Propelled Compactor; Spreader - Chip - Stone, etc.; Scraper - Single/Twin Engine/Push and Pull; Scraper - Prime Mover in Tandem (Regardless of Size); Tractors pulling attachments, Sheeps Foot, Disc, Compactor, etc.; Tug Boats.

Class 3. Boilers; Brooms, All Power Propelled; Cement Supply Tender; Compressor, Common Receiver (2); Concrete Mixer (Two Bag and Over); Conveyor, Portable; Farm-Type Tractors Used for Mowing, Seeding, etc.; Forklift Trucks; Grouting Machine; Hoists, Automatic; Hoists, All Elevators; Hoists, Tugger Single Drum; Jeep Diggers; Low Boys; Pipe Jacking Machines; Post-Hole Digger; Power Saw, Concrete Power Driven; Pug Mills; Rollers, other than Asphalt; Seed and Straw Blower; Steam Generators; Stump Machine; Winch Trucks with "A" Frame; Work Boats; Tamper-Form-Motor Driven.

Class 4. Air Compressor; Combination - Small Equipment Operator; Directional Boring Machine; Generators; Heaters, Mechanical; Hydraulic Power Unit (Pile Driving, Extracting, or Drilling); Light Plants, All (1 through 5); Pumps, over 3" (1 to 3 not to exceed a total of 300 ft.); Pumps, Well Points; Vacuum Trucks (excluding hose work); Welding Machines (2 through 5); Winches, 4 Small Electric Drill Winches.

Class 5. SkidSteer Loader (all); Brick Forklifts; Oilers.

Class 6. Field Mechanics and Field Welders

Class 7. Dowell Machine with Air Compressor; Gradall and machines of like nature.

OPERATING ENGINEER - FLOATING

Class 1. Craft Foreman; Master Mechanic; Diver/Wet Tender; Engineer; Engineer (Hydraulic Dredge).

Class 2. Crane/Backhoe Operator; Boat Operator with towing endorsement; Mechanic/Welder; Assistant Engineer (Hydraulic Dredge); Leverman (Hydraulic Dredge); Diver Tender.

Class 3. Deck Equipment Operator, Machineryman, Maintenance of Crane (over 50 ton capacity) or Backhoe (115,000 lbs. or more); Tug/Launch Operator; Loader/Dozer and like equipment on Barge, Breakwater Wall, Slip/Dock, or Scow, Deck Machinery, etc.

Class 4. Deck Equipment Operator, Machineryman/Fireman (4 Equipment Units or More); Off Road Trucks; Deck Hand, Tug Engineer, Crane Maintenance (50 Ton Capacity and Under) or Backhoe Weighing (115,000 pounds or less); Assistant Tug Operator.

Class 5. Friction or Lattice Boom Cranes.

Class 6. ROV Pilot, ROV Tender

TERRAZZO FINISHER

The handling of sand, cement, marble chips, and all other materials that may be used by the Mosaic Terrazzo Mechanic, and the mixing, grinding, grouting, cleaning and sealing of all Marble, Mosaic, and Terrazzo work, floors, base, stairs, and wainscoting by hand or machine, and in addition, assisting and aiding Marble, Masonic, and Terrazzo Mechanics.

TRAFFIC SAFETY

Effective November 30, 2018, the description of the traffic safety worker trade in this County is as follows: Work associated with barricades, horses and drums used to reduce lane usage on highway work, the installation and removal of temporary, non-temporary or permanent lane, pavement or roadway markings, and the installation and removal of temporary road signs.

TRUCK DRIVER - BUILDING, HEAVY AND HIGHWAY CONSTRUCTION - EAST & WEST

Class 1. Two or three Axle Trucks. A-frame Truck when used for transportation purposes; Air Compressors and Welding Machines, including those pulled by cars, pick-up trucks and tractors; Ambulances; Batch Gate Lockers; Batch Hopperman; Car and Truck Washers; Carry-alls; Fork Lifts and Hoisters; Helpers; Mechanics Helpers and Greasers; Oil Distributors 2-man operation; Pavement Breakers; Pole Trailer, up to 40 feet; Power Mower Tractors; Self-propelled Chip Spreader; Skipman; Slurry Trucks, 2-man operation; Slurry Truck Conveyor Operation, 2 or 3 man; Teamsters; Unskilled Dumpman; and Truck Drivers hauling warning lights, barricades, and portable toilets on the job site.

Class 2. Four axle trucks; Dump Crets and Adgetors under 7 yards; Dumpsters, Track Trucks, Euclids, Hug Bottom Dump Turnapulls or Turntrailers when pulling other than self-loading equipment or similar equipment under 16 cubic yards; Mixer Trucks under 7 yards; Ready-mix Plant Hopper Operator, and Winch Trucks, 2 Axles.

Class 3. Five axle trucks; Dump Crets and Adgetors 7 yards and over; Dumpsters, Track Trucks, Euclids, Hug Bottom Dump Turntrailers or turnapulls when pulling other than self-loading equipment or similar equipment over 16 cubic yards; Explosives and/or Fission Material Trucks; Mixer Trucks 7 yards or over; Mobile Cranes while in transit; Oil Distributors, 1-man operation; Pole Trailer, over 40 feet; Pole and Expandable Trailers hauling material over 50 feet long; Slurry trucks, 1-man operation; Winch trucks, 3 axles or more; Mechanic--Truck Welder and Truck Painter.

Class 4. Six axle trucks; Dual-purpose vehicles, such as mounted crane trucks with hoist and accessories; Foreman; Master Mechanic; Self-loading equipment like P.B. and trucks with scoops on the front.

Other Classifications of Work:

For definitions of classifications not otherwise set out, the Department generally has on file such definitions which are available. If a task to be performed is not subject to one of the classifications of pay set out, the Department will upon being contacted state which neighboring county has such a classification and provide such rate, such rate being deemed to exist by reference in this document. If no neighboring county rate applies to the task, the Department shall undertake a special determination, such special determination being then deemed to have existed under this determination. If a project requires these, or any classification not listed, please contact IDOL at 217-782-1710 for wage rates or clarifications.

LANDSCAPING

Landscaping work falls under the existing classifications for laborer, operating engineer and truck driver. The work performed by landscape plantsman and landscape laborer is covered by the existing classification of laborer. The work performed by landscape operators (regardless of equipment used or its size) is covered by the classifications of operating engineer. The work performed by landscape truck drivers (regardless of size of truck driven) is covered by the classifications of truck driver.

MATERIAL TESTER & MATERIAL TESTER/INSPECTOR I AND II

Notwithstanding the difference in the classification title, the classification entitled "Material Tester I" involves the same job duties as the classification entitled "Material Tester/Inspector I". Likewise, the classification entitled "Material Tester II" involves the same job duties as the classification entitled "Material Tester/Inspector II".

THE ILLINOIS STATE TOLL HIGHWAY AUTHORITY

BID

CONTRACT NO. RR-19-4489

Bids will be received by The Illinois State Toll Highway Authority at its offices, 2700 Ogden Avenue, Downers Grove, Illinois, 60515 until 10:30:00 a.m., local time, December 5, 2019 and immediately thereafter publicly opened and read aloud.

TO THE CHAIRMAN OF THE ILLINOIS STATE TOLL HIGHWAY AUTHORITY:

The undersigned hereby proposes to perform: The work under this Contract shall consist of: Construction of maintenance facility building, truck wash, salt barn and fueling facility, grading, pavement construction, site work, erosion control measures, landscaping, drainage improvements, installation of permanent pavement markings, and lighting improvements. The work under this Contract is to be performed on: Elgin O'Hare Western Access (IL-390) at 830 Thomas Drive, Bensenville, Cook County, Illinois.

The services will be performed within the: M16 I-390 at Mile Post 16.6

The undersigned declares that the Advertisement for Sealed Bids, Instructions to Bidders, this Bid Form, IDOT Standard Specifications, Tollway Supplemental Specifications, Special Provisions, Plans, Addenda to the foregoing (if any), form of Agreement, forms of Contract Bonds, and other exhibits (if any), on file at the office of The Illinois State Toll Highway Authority have been carefully examined, and that the undersigned has inspected in detail the site of the proposed Work, and familiarized itself with all of the conditions affecting the Contract, and that has satisfied itself as to The Work to be done and the conditions under which it must be carried out, and understands that in submitting this Bid waives all rights to plead any misunderstanding regarding the same.

The undersigned hereby tenders this Bid to construct and complete said Work in accordance with the Plans, IDOT Standard Specifications, Tollway Supplemental Specifications (if any), and the accompanying Special Provisions now on file in the office of The Illinois State Toll Highway Authority, and the following addenda issued thereto:

Addendum No. <u>1</u>	Date <u>Nov. 13, 2019</u>
Addendum No. <u>2</u>	Date <u>Nov. 18, 2019</u>
Addendum No. <u>3</u>	Date <u>Nov. 26, 2019</u>
Addendum No. _____	Date _____

The undersigned further agrees to furnish all necessary transportation, machinery, equipment, tools, labor and other means of construction; and to do all the work and to furnish all of the materials specified in the Contract in the manner and at the times prescribed under the supervision and direction of the Authority or its authorized representatives, for the lump sums and unit prices quoted in the following Schedule of Prices:

Accompanying this Bid is a Bid Guaranty:

- (a) Evidence by a bank draft, cashier's check or certified check on _____, Bank, for \$ _____, payable to The Illinois State Toll Highway Authority, or
- (b) A Bid Bond in favor of the Authority for \$5% Base Bid Amount, with a corporate surety authorized to do business in the State of Illinois.

In the event that this Bid shall be accepted by The Illinois State Toll Highway Authority, and the undersigned should fail to execute a Contract with and furnish the security required by the Authority, as set forth in the Standard Specifications, within ten (10) days after receipt of notice of the acceptance of the Bid, such draft or check shall become the property of the Authority, or if a Bid Bond has been submitted, the principal amount of said Bid Bond shall become immediately due and payable to the Authority; otherwise the Bid Guaranty will be returned to the Bidder upon written request, as soon as the Contract and Contract Bonds have been executed. If a bid guaranty is secured by a check, the check will be returned to the Bidder.


Pursuant to the provisions of the Prevailing Wage Act, 820 ILCS 130, the undersigned, as part of its Bid for the construction of The Illinois State Toll Highway Contract RR-19-4489, hereby stipulates that, if awarded a Contract on said Bid, it will pay the laborers, mechanics and other workers who are employed in the performance of such work hourly wages not less than the minimum hourly wages stated in the instructions to Bidders; and that its computations in arriving at said Bid are based on hourly wages not less than those stated in the instructions to Bidders; and that if a Contract be entered into under said Bid, the minimum hourly wage rates stated in the instructions to Bidders shall become and be a part of said Contract as provided by law.

It is understood that the quantities of work and material shown herein in the Schedule of Prices of the Bid are approximate only, and are subject to increase or decrease as provided in the Standard Specifications. Such increase or decrease shall in no manner affect the validity of the Contract.

On the acceptance of this Bid for said work, the undersigned will furnish and deliver the Performance and Payment Bonds, in the forms required and furnished by the Authority and included in the Contract Documents, with a corporate surety acceptable to the Authority and authorized to do business in the State of Illinois, conditioned as stated in said bonds.

The undersigned has also properly executed or caused to be executed by an officer thereof, if a corporation, the non-collusion affidavit filed with this Bid.

Unless otherwise specified, a current Illinois Department of Transportation "Certificate of Eligibility" shall be included with this bid, or shall be submitted within twenty-four (24) hours after the bid opening. Failure to meet this requirement shall be grounds for rejection of the bid, per Article 102.13 of the Tollway Supplemental Specifications.


January 24, 2020

The undersigned is aware that, completely filled out forms of the Authority entitled "Plant and Equipment Questionnaire" and "Current Contractual Obligations," will be requested from the apparent low Bidder once the apparent low Bidder is determined as required by the Tollway Supplemental Specifications.

It is agreed that time is of the essence of this Contract and that I (we) will, in the event of my (our) failure to complete the Contract within the time limit named above, pay to The Illinois State Toll Highway Authority liquidated damages in the amount stated in the Special Provision, based on the price(s) shown in the Schedule of Prices of the Bid.

The undersigned is (check one)

an individual

a Partnership

a Corporation under the laws of the State of Illinois
790 N. Central Avenue

having principal office at Wood Dale, Illinois 60191 and has furnished to the Authority the necessary evidence of authority to transact business in the State of Illinois, in accordance with Paragraph 10 of the Instructions to Bidders.

Signed and sealed this 19th day of November, by its President, thereunto duly authorized.



(SEAL)

(SEAL)

Affix Corporate Seal BY: James Zielinski, President
or Power of Attorney Where Applicable

Information below to be typed or printed where applicable.

INDIVIDUAL:

_____	_____
Name	Address

PARTNERSHIP - NAME AND ADDRESS OF GENERAL PARTNERS:

_____	_____
Name	Address

_____	_____
Name	Address

_____	_____
Name	Address

INCORPORATED:

<u>James Zielinski</u>	<u>790 N. Central Ave., Wood Dale, IL 60191</u>
President	Address

<u>Jamie Rahn</u>	<u>790 N. Central Ave., Wood Dale, IL 60191</u>
Vice-President	Address

<u>Thomas Baker</u>	<u>790 N. Central Ave., Wood Dale, IL 60191</u>
Secretary	Address

<u>Daryl Poortinga</u>	<u>790 N. Central Ave., Wood Dale, IL 60191</u>
Treasurer	Address

Bid Notes

Each bid solicitation will have a contract-specific Bid Credit cap on the amount of Bid Credit that can be applied to the contract. This particular solicitation has a Bid Credit cap of \$375,000.00. Any Bid Credits applied above and beyond the Bid Credit cap will not be considered.

- A. Core Work shall be the sum of the unit prices supplied by the Bidder multiplied by the pay item quantity.
- B. Unit prices for Contractor's Quality Program and Contingency Work will be supplied by the Illinois Tollway with the sum total of this work completed by the Illinois Tollway and included in the P-pages.
- C. Base Bid will be calculated as: Total Amount of Core Work + Contractor's Quality Program + Total Amount of Contingency Work
- D. Bid Credit is to include the total amount of Bid Credits applied to the bid
- E. Award Criteria will be calculated by the Illinois Tollway and will be calculated as follows: Base Bid minus Bid Credit.

All Bid Credit Certificates used to arrive at the bid credit included on Bid Credit Line must be included in the original bid package. All Bid Credit Certificates applied to a successful bid will become null and void at the time the Bidder's award criteria figure is deemed the lowest most responsible and responsive bid and the bid is awarded by the Illinois Tollway's Board of Directors, at which time the Bid Credit Certificate shall not be available for inclusion in any other bid.

All blank spaces for bid prices must be filled in with the unit price, or lump sum price, and the total price for each and every item (which prices must be more than \$0.00). Bids which do not contain a price for every item listed in the Schedule of Prices for the Contract being bid, will not be considered, unless alternate bids are requested.

The Contractor shall complete all work under this Agreement for the performance of Contract No. RR-19-4489 as specified in S.P. 103.1

THE ILLINOIS STATE TOLL HIGHWAY AUTHORITY
 CONTRACT RR-19-4489C
 M-16 MAINTENANCE FACILITY AND SITE IMPROVEMENTS
 ELGIN O'HARE WESTERN ACCESS (IL 390)
 830 THOMAS DRIVE, BENSENVILLE, IL 60106

SCHEDULE OF PRICES

S.P.	PAY ITEM NO.	DESIGNATION	UNIT	QUANTITY	UNIT PRICE DOLLAR	AMOUNT DOLLAR
**	JS671020	MOBILIZATION, TOLLWAY (MODIFIED)	L SUM	1		1,057,929
*	JT130110	SITE & BUILDING CONSTRUCTION	L SUM	1		22,576,829
TOTAL AMOUNT OF CORE WORK						23,634,819 <i>0 119</i>
*	JT154067	CONTRACT ALLOWANCE FOR CONSTRUCTIONWORKS APPRENTICES	UNIT	100,000	\$ 1.00	\$ 100,000.00
*	JT154077	CONTRACT ALLOWANCE FOR NETWORK AND IT INFRASTRUCTURE	UNIT	300,000	\$ 1.00	\$ 300,000.00
*	JT154118	ALLOWANCE FOR UNFORESEEN CONDITIONS	UNIT	710,000	\$ 1.00	\$ 710,000.00
*	JT154127	ALLOWANCE FOR UTILITY SERVICE CONNECTION	UNIT	1,500,000	\$ 1.00	\$ 1,500,000.00
*	JT154180	ALLOWANCE FOR MAINTENANCE OF EXISTING ENGINEER'S FIELD OFFICE	UNIT	100,000	\$ 1.00	\$ 100,000.00
	999ADJ45	CONSTRUCTIONWORKS APPRENTICES WAGE RATE PAYMENT	HOUR		15.00	
	999NEG22	DAMAGES TO ILLINOIS TOLLWAY'S OPERATIONAL FACILITIES PER S.P. 115.5 - IL-390	OCCUR		(2000.00)	
	999NEG30	DAMAGES TO ILLINOIS TOLLWAY'S OPERATIONAL FACILITIES PER S.P. 115.5 - ALL ROADWAYS OFF-PEAK	OCCUR		(2,000.00)	
	999NEG31	DAMAGE TO ELECTRICAL FACILITIES PER TOLLWAY SUPPL. SPEC. 107.30 (b)	INC/DAY		(1,000.00)	
	999NEG32	LIQUIDATED DAMAGES FOR DELAY IN SUBMITTAL OF PROGRESS SCHEDULE PER TOLLWAY SUPPL. SPEC. 108.02 (e)	DAY		(300.00)	
	999NEG44	LIQUIDATED DAMAGES FOR NON-COMPLETION PER S.P. 105.1.1	CAL DAY		(5,900.00)	
	999NEG45	LIQUIDATED DAMAGES FOR NON-COMPLETION PER S.P. 105.1.2	CAL DAY		(5,900.00)	
	999NEG47	LIQUIDATED DAMAGES FOR NON-COMPLETION PER S.P. 105.1.4	CAL DAY		(2,000.00)	
	999NEG49	DAMAGE TO FIBER OPTIC UTILITIES PER S.P. 115.3	OCCUR		(10,000.00)	
	999NEG53	NON-COMPLIANCE WITH CONTRACTOR QUALITY PROGRAM SPECIAL PROVISION	OCCUR		(1,000.00)	
	999NEG54	DAMAGE TO TOLLWAY MULTI-MODE CABLE, DMS SIGNS, CAMERAS, TELECOMMUNICATION, CABLE, ELECTRICAL, WATER AND SEWER PER S.P. 115.4	OCCUR		(1,000.00)	
TOTAL AMOUNT OF CONTINGENCY WORK + CONTRACTOR'S QUALITY PROGRAM						\$2,710,000.00

THE ILLINOIS STATE TOLL HIGHWAY AUTHORITY
 CONTRACT RR-19-4489C
 M-16 MAINTENANCE FACILITY AND SITE IMPROVEMENTS
 ELGIN O'HARE WESTERN ACCESS (IL 390)
 830 THOMAS DRIVE, BENSENVILLE, IL 60106

SCHEDULE OF PRICES

S.P.	PAY ITEM NO.	DESIGNATION	UNIT	QUANTITY	UNIT PRICE DOLLAR	AMOUNT DOLLAR
TOTAL AMOUNT OF CORE WORK + TOTAL AMOUNT OF CONTINGENCY WORK + CONTRACTOR'S QUALITY PROGRAM = TOTAL AMOUNT OF BASE BID						26,344,818
BID CREDIT						
AWARD CRITERIA						26,344,818

8
11'
8
11'
12/10/19
WK

S.P. COLUMN LEGEND

- * INDICATES SPECIAL PROVISION
- ** INDICATES TOLLWAY SUPPLEMENTAL SPECIFICATION

OPENED 12/5 2019

BOND OR
 CHECK ENCLOSED: YES ___ NO ___

(66)

Document A310™ – 2010

Conforms with The American Institute of Architects AIA Document 310

Bid Bond

CONTRACTOR:

(Name, legal status and address)

The George Sollitt Construction Company
790 North Central Avenue
Wood Dale, IL 60191

SURETY:

(Name, legal status and principal place of business)

Travelers Casualty and Surety Company of America

One Tower Square
Hartford, CT 06183
Mailing Address for Notices

Same As Above

This document has important legal consequences. Consultation with an attorney is encouraged with respect to its completion or modification.

Any singular reference to Contractor, Surety, Owner or other party shall be considered plural where applicable.

OWNER:

(Name, legal status and address)

Illinois State Toll Highway Authority
2700 Ogden Ave.
Downers Grove, IL 60515

BOND AMOUNT: 5% Five Percent of Amount Bid

PROJECT:

(Name, location or address, and Project number, if any)

Contract No. RR-19-4489C - M-16 Maintenance Facility and Site Improvements M-1 Maintenance Facility (Truck Wash)

The Contractor and Surety are bound to the Owner in the amount set forth above, for the payment of which the Contractor and Surety bind themselves, their heirs, executors, administrators, successors and assigns, jointly and severally, as provided herein. The conditions of this Bond are such that if the Owner accepts the bid of the Contractor within the time specified in the bid documents, or within such time period as may be agreed to by the Owner and Contractor, and the Contractor either (1) enters into a contract with the Owner in accordance with the terms of such bid, and gives such bond or bonds as may be specified in the bidding or Contract Documents, with a surety admitted in the jurisdiction of the Project and otherwise acceptable to the Owner, for the faithful performance of such Contract and for the prompt payment of labor and material furnished in the prosecution thereof; or (2) pays to the Owner the difference, not to exceed the amount of this Bond, between the amount specified in said bid and such larger amount for which the Owner may in good faith contract with another party to perform the work covered by said bid, then this obligation shall be null and void, otherwise to remain in full force and effect. The Surety hereby waives any notice of an agreement between the Owner and Contractor to extend the time in which the Owner may accept the bid. Waiver of notice by the Surety shall not apply to any extension exceeding sixty (60) days in the aggregate beyond the time for acceptance of bids specified in the bid documents, and the Owner and Contractor shall obtain the Surety's consent for an extension beyond sixty (60) days.

If this Bond is issued in connection with a subcontractor's bid to a Contractor, the term Contractor in this Bond shall be deemed to be Subcontractor and the term Owner shall be deemed to be Contractor.

When this Bond has been furnished to comply with a statutory or other legal requirement in the location of the Project, any provision in this Bond conflicting with said statutory or legal requirement shall be deemed deleted herefrom and provisions conforming to such statutory or other legal requirement shall be deemed incorporated herein. When so furnished, the intent is that this Bond shall be construed as a statutory bond and not as a common law bond.

Signed and sealed this 19th day of November, 2019.

[Redacted Signature]

(Witness)

The George Sollitt Construction Company

(Principal)

(Seal)

By:

(Title) President

Travelers Casualty and Surety Company of America

(Surety)

(Seal)

By:

(Title) Stephanie C. Anderson, Attorney-in-Fact

[Redacted Signature]

(Witness) Cole P. Hillestad



**Travelers Casualty and Surety Company of America
Travelers Casualty and Surety Company
St. Paul Fire and Marine Insurance Company**

POWER OF ATTORNEY

KNOW ALL MEN BY THESE PRESENTS: That Travelers Casualty and Surety Company of America, Travelers Casualty and Surety Company, and St. Paul Fire and Marine Insurance Company are corporations duly organized under the laws of the State of Connecticut (herein collectively called the "Companies"), and that the Companies do hereby make, constitute and appoint **Stephanie C. Anderson** of **ROLLING MEADOWS Illinois**, their true and lawful Attorney-in-Fact to sign, execute, seal and acknowledge any and all bonds, recognizances, conditional undertakings and other writings obligatory in the nature thereof on behalf of the Companies in their business of guaranteeing the fidelity of persons, guaranteeing the performance of contracts and executing or guaranteeing bonds and undertakings required or permitted in any actions or proceedings allowed by law.

IN WITNESS WHEREOF, the Companies have caused this instrument to be signed, and their corporate seals to be hereto affixed, this **3rd** day of **February**, 2017.



State of Connecticut

City of Hartford ss.

By:

[Redacted Signature]
Robert L. Raney, Senior Vice President

On this the **3rd** day of **February**, 2017, before me personally appeared **Robert L. Raney**, who acknowledged himself to be the Senior Vice President of Travelers Casualty and Surety Company of America, Travelers Casualty and Surety Company, and St. Paul Fire and Marine Insurance Company, and that he, as such, being authorized so to do, executed the foregoing instrument for the purposes therein contained by signing on behalf of the corporations by himself as a duly authorized officer.

In Witness Whereof, I hereunto set my hand and official seal.

My Commission expires the **30th** day of **June**, 2021



[Redacted Signature]
Marie C. Tetreault, Notary Public

This Power of Attorney is granted under and by the authority of the following resolutions adopted by the Boards of Directors of Travelers Casualty and Surety Company of America, Travelers Casualty and Surety Company, and St. Paul Fire and Marine Insurance Company, which resolutions are now in full force and effect, reading as follows:

RESOLVED, that the Chairman, the President, any Vice Chairman, any Executive Vice President, any Senior Vice President, any Vice President, any Second Vice President, the Treasurer, any Assistant Treasurer, the Corporate Secretary or any Assistant Secretary may appoint Attorneys-in-Fact and Agents to act for and on behalf of the Company and may give such appointee such authority as his or her certificate of authority may prescribe to sign with the Company's name and seal with the Company's seal bonds, recognizances, contracts of indemnity, and other writings obligatory in the nature of a bond, recognizance, or conditional undertaking, and any of said officers or the Board of Directors at any time may remove any such appointee and revoke the power given him or her; and it is

FURTHER RESOLVED, that the Chairman, the President, any Vice Chairman, any Executive Vice President, any Senior Vice President or any Vice President may delegate all or any part of the foregoing authority to one or more officers or employees of this Company, provided that each such delegation is in writing and a copy thereof is filed in the office of the Secretary; and it is

FURTHER RESOLVED, that any bond, recognizance, contract of indemnity, or writing obligatory in the nature of a bond, recognizance, or conditional undertaking shall be valid and binding upon the Company when (a) signed by the President, any Vice Chairman, any Executive Vice President, any Senior Vice President or any Vice President, any Second Vice President, the Treasurer, any Assistant Treasurer, the Corporate Secretary or any Assistant Secretary and duly attested and sealed with the Company's seal by a Secretary or Assistant Secretary; or (b) duly executed (under seal, if required) by one or more Attorneys-in-Fact and Agents pursuant to the power prescribed in his or her certificate or their certificates of authority or by one or more Company officers pursuant to a written delegation of authority; and it is

FURTHER RESOLVED, that the signature of each of the following officers: President, any Executive Vice President, any Senior Vice President, any Vice President, any Assistant Vice President, any Secretary, any Assistant Secretary, and the seal of the Company may be affixed by facsimile to any Power of Attorney or to any certificate relating thereto appointing Resident Vice Presidents, Resident Assistant Secretaries or Attorneys-in-Fact for purposes only of executing and attesting bonds and undertakings and other writings obligatory in the nature thereof, and any such Power of Attorney or certificate bearing such facsimile signature or facsimile seal shall be valid and binding upon the Company and any such power so executed and certified by such facsimile signature and facsimile seal shall be valid and binding on the Company in the future with respect to any bond or understanding to which it is attached.

I, **Kevin E. Hughes**, the undersigned, Assistant Secretary of Travelers Casualty and Surety Company of America, Travelers Casualty and Surety Company, and St. Paul Fire and Marine Insurance Company, do hereby certify that the above and foregoing is a true and correct copy of the Power of Attorney executed by said Companies, which remains in full force and effect.

Dated this **19** day of **November**, 2019



[Redacted Signature]
Kevin E. Hughes, Assistant Secretary

**To verify the authenticity of this Power of Attorney, please call us at 1-800-421-3880.
Please refer to the above-named Attorney-in-Fact and the details of the bond to which the power is attached.**



CERTIFICATE OF LIABILITY INSURANCE

DATE (MM/DD/YYYY)
10/28/2019

THIS CERTIFICATE IS ISSUED AS A MATTER OF INFORMATION ONLY AND CONFERS NO RIGHTS UPON THE CERTIFICATE HOLDER. THIS CERTIFICATE DOES NOT AFFIRMATIVELY OR NEGATIVELY AMEND, EXTEND OR ALTER THE COVERAGE AFFORDED BY THE POLICIES BELOW. THIS CERTIFICATE OF INSURANCE DOES NOT CONSTITUTE A CONTRACT BETWEEN THE ISSUING INSURER(S), AUTHORIZED REPRESENTATIVE OR PRODUCER, AND THE CERTIFICATE HOLDER.

IMPORTANT: If the certificate holder is an ADDITIONAL INSURED, the policy(ies) must have ADDITIONAL INSURED provisions or be endorsed. If SUBROGATION IS WAIVED, subject to the terms and conditions of the policy, certain policies may require an endorsement. A statement on this certificate does not confer rights to the certificate holder in lieu of such endorsement(s).

PRODUCER Assurance Agency, Ltd. 20 North Martingale Road Suite 100 Schaumburg IL 60173	CONTACT NAME: Kristin Schenn PHONE (A/C No. Ext): 847-463-7817 E-MAIL ADDRESS: kschenn@assuranceagency.com	FAX (A/C No.): 847-440-9123
	INSURER(S) AFFORDING COVERAGE	
INSURED The George Sollitt Construction Company 790 N. Central Avenue Wood Dale IL 60191-1266	INSURER A: Amerisure Insurance Company	NAIC # 19488
	INSURER B: Travelers Property Casualty	25674
	INSURER C: Amerisure Mutual Insurance Co.	23396
	INSURER D: Accident Fund General Ins. Co.	12304
	INSURER E: AIG Specialty Insurance Compan	26883
	INSURER F: Indian Harbor Ins Co	

COVERAGES **CERTIFICATE NUMBER: 1029140467** **REVISION NUMBER:**


THIS IS TO CERTIFY THAT THE POLICIES OF INSURANCE LISTED BELOW HAVE BEEN ISSUED TO THE INSURED NAMED ABOVE FOR THE POLICY PERIOD INDICATED. NOTWITHSTANDING ANY REQUIREMENT, TERM OR CONDITION OF ANY CONTRACT OR OTHER DOCUMENT WITH RESPECT TO WHICH THIS CERTIFICATE MAY BE ISSUED OR MAY PERTAIN, THE INSURANCE AFFORDED BY THE POLICIES DESCRIBED HEREIN IS SUBJECT TO ALL THE TERMS, EXCLUSIONS AND CONDITIONS OF SUCH POLICIES. LIMITS SHOWN MAY HAVE BEEN REDUCED BY PAID CLAIMS.

INSR LTR	TYPE OF INSURANCE	ADOL SUBR INSD WVD	POLICY NUMBER	POLICY EFF (MM/DD/YYYY)	POLICY EXP (MM/DD/YYYY)	LIMITS
A	<input checked="" type="checkbox"/> COMMERCIAL GENERAL LIABILITY <input type="checkbox"/> CLAIMS-MADE <input checked="" type="checkbox"/> OCCUR GEN'L AGGREGATE LIMIT APPLIES PER: <input type="checkbox"/> POLICY <input checked="" type="checkbox"/> PROJECT <input type="checkbox"/> LOC OTHER:		CPP20773980901	6/30/2019	6/30/2020	EACH OCCURRENCE \$ 1,000,000 DAMAGE TO RENTED PREMISES (Ea occurrence) \$ 100,000 MED EXP (Any one person) \$ 5,000 PERSONAL & ADV INJURY \$ 1,000,000 GENERAL AGGREGATE \$ 2,000,000 PRODUCTS - COMP/OP AGG \$ 2,000,000 \$
A	<input checked="" type="checkbox"/> AUTOMOBILE LIABILITY <input checked="" type="checkbox"/> ANY AUTO <input type="checkbox"/> OWNED AUTOS ONLY <input type="checkbox"/> SCHEDULED AUTOS <input checked="" type="checkbox"/> HIRED AUTOS ONLY <input checked="" type="checkbox"/> NON-OWNED AUTOS ONLY		CA20773970701	6/30/2019	6/30/2020	COMBINED SINGLE LIMIT (Ea accident) \$ 1,000,000 BODILY INJURY (Per person) \$ BODILY INJURY (Per accident) \$ PROPERTY DAMAGE (Per accident) \$ \$
C	<input checked="" type="checkbox"/> UMBRELLA LIAB <input checked="" type="checkbox"/> OCCUR <input type="checkbox"/> EXCESS LIAB <input type="checkbox"/> CLAIMS-MADE <input type="checkbox"/> DED <input checked="" type="checkbox"/> RETENTION \$ 0		CU20773990702	6/30/2019	6/30/2020	EACH OCCURRENCE \$ 10,000,000 AGGREGATE \$ 10,000,000 \$
D	WORKERS COMPENSATION AND EMPLOYERS' LIABILITY ANY PROPRIETOR/PARTNER/EXECUTIVE OFFICER/MEMBER EXCLUDED? (Mandatory in NH) If yes, describe under DESCRIPTION OF OPERATIONS below	Y/N <input checked="" type="checkbox"/> N <input type="checkbox"/> N/A	WCS7500005	6/30/2019	6/30/2020	<input checked="" type="checkbox"/> PER STATUTE <input type="checkbox"/> OTHER E.L. EACH ACCIDENT \$ 1,000,000 E.L. DISEASE - EA EMPLOYEE \$ 1,000,000 E.L. DISEASE - POLICY LIMIT \$ 1,000,000
E B F	Pollution Liability Excess Umbrella Professional Liability		CPD1957615 ZUP13S2363819NF CEO744651002	6/30/2019 6/30/2019 11/14/2018	6/30/2022 6/30/2020 11/14/2019	Occ/Agg: \$5,000,000 Each Occ: \$15,000,000 Agg: \$3,000,000 Ded: \$25,000 Agg: \$15,000,000 Ded: \$50,000

DESCRIPTION OF OPERATIONS / LOCATIONS / VEHICLES (ACORD 101, Additional Remarks Schedule, may be attached if more space is required)
RE: Sollitt Estimating #: 19059 - M-16 Maintenance Facility and Site Improvements, M-1 Maintenance Facility (Truck Wash) Contract No. RR-19-4489C

It is agreed that the following are added as Additional Insureds, when required by written contract, on the General Liability and Automobile Liability policies on a primary and non-contributory basis with respect to operations performed by the Named Insured in connection with this project.
1. Illinois State Toll Highway Authority together with its officials, directors and employees
2. The Consulting Engineer, the Program Management Office (PMO), Project Manager, Design Section Engineer, Design Corridor Manager, Construction Manager, and Construction Corridor Manager

See Attached...

CERTIFICATE HOLDER Illinois State Toll Highway Authority 2700 Ogden Ave. Downers Grove IL 60515	CANCELLATION SHOULD ANY OF THE ABOVE DESCRIBED POLICIES BE CANCELLED BEFORE THE EXPIRATION DATE THEREOF, NOTICE WILL BE DELIVERED IN ACCORDANCE WITH THE POLICY PROVISIONS. AUTHORIZED REPRESENTATIVE 
---	--



ADDITIONAL REMARKS SCHEDULE

AGENCY Assurance Agency, Ltd.		NAMED INSURED The George Sollitt Construction Company 790 N. Central Avenue Wood Dale IL 60191-1266	
POLICY NUMBER		EFFECTIVE DATE:	
CARRIER	NAIC CODE		

ADDITIONAL REMARKS

THIS ADDITIONAL REMARKS FORM IS A SCHEDULE TO ACORD FORM,
 FORM NUMBER: 25 FORM TITLE: CERTIFICATE OF LIABILITY INSURANCE

A Waiver of Subrogation in favor of the Additional Insureds applies to the Worker's Compensation, General Liability and Automobile policies, when required by written contract and where allowed by law.

Umbrella follows form.

FINANCIAL DISCLOSURES AND CERTIFICATIONS

ALERT:

YOUR BID WILL BE DEEMED NON-RESPONSIVE and will be REJECTED if Financial Disclosures / Certifications are not submitted with your bid!

All vendors responding to an Illinois Tollway solicitation must comply with Illinois Procurement Code 30 ILCS 500 -- specifically section 50-35 Financial Disclosures and Potential Conflicts of Interest. The Illinois Procurement Gateway (IPG) is a web based system that serves as the primary location for entering, organizing, and reviewing vendor information. The IPG allows prospective vendors to provide disclosures, registrations, and other documentation needed to do business with a State agency or university in advance of any particular procurement. It is highly recommended that vendors register on the Illinois Procurement Gateway at <https://ipg/vendorreg.com>

The submittal shall contain either FORMS A or FORMS B. Bids submitted without FORMS A or FORMS B shall be deemed non-responsive.

FORMS A section contains eight forms and shall be returned by Bidders that are not registered in the Illinois Procurement Gateway (IPG).

FORMS B contains three forms and shall be returned by Bidders that have a current, approved IPG registration.

Forms A Section

Complete this section if you **are not using** an Illinois Procurement Gateway (IPG) Registration.

<https://www.illinoistollway.com/doing-business/construction-engineering/forms>

1. Business and Directory Information
2. Illinois Department of Human Rights Public Contracts Number
3. Authorized to Do Business in Illinois
4. Standard Certifications
5. State Board of Elections
6. Disclosure of Business Operations in Iran
7. Financial Disclosures and Conflicts of Interest
8. Taxpayer Identification Number
9. Signature

Forms B Section

Complete this section only if you **are using** a current, approved IPG Registration.

<https://www.illinoistollway.com/doing-business/construction-engineering/forms>

1. Certification of Illinois Procurement Gateway Registration #
2. Certification Timely to this Solicitation
3. Disclosures of Lobbyist or Agent
4. Disclosure of Current and Pending Contracts
5. Signature

The Illinois Procurement Code requires the Tollway to collect financial disclosures from any known subcontractor with anticipated participation in excess of \$50,000.00 at the time of the bid. Subcontractor disclosures will be requested from the successful Bidder for any

subcontractor identified in the bid immediately after the Bidder is determined to be the lowest responsive / responsible Bidder.

REMINDER TO VENDORS SUBMITTING FORMS B

Vendors intending to fulfill certification and disclosure requirements by supplying the State with their Illinois Procurement Gateway registration number, expiration date, and "FORMS B" documents must read this clarification document in its entirety.

VENDORS UTILIZING "FORMS B" MUST BE REGISTERED SPECIFICALLY WITH THE ILLINOIS PROCUREMENT GATEWAY TO BE DEEMED RESPONSIVE TO THIS SOLICITATION.

In order to verify that you are registered with the Illinois Procurement Gateway (IPG), please click on "Registered Vendor Directory" on the IPG homepage (<https://ipg.vendorreg.com>). Search for your Business Name. If your company does not appear in the search results, then you are not registered in the IPG.

To use FORMS B, vendors must be listed in the "Registered Vendor Directory" as described above, and provide a valid registration number with expiration date from the Illinois Procurement Gateway. Please note that it is possible for vendors who have registered with another government entity (such as the City of Chicago's Compliance and Certification portal) using the same portal software, to have a registration number and expiration date for a different (non-State of Illinois) application process. *Registration information from other government entities will not be accepted.*

If the "Registered Vendor Directory" does not list your company, then you must utilize the "FORMS A" option to meet the certification and disclosure requirements of this solicitation.

Every bid submitted to and contract executed by the State, and every subcontract subject to Section 20-120 of the Procurement Code shall contain a certification by the Bidder, contractor, or sub-contractor under the Section, and acknowledge that the Chief Procurement Officer may declare the related contract void if any of the certifications are false.

ILLINOIS STATE TOLL HIGHWAY AUTHORITY

PREFERENCES

The Illinois Procurement Code provides various preferences to promote business opportunities in Illinois.


Does Bidder make any claims for preferences? If so, please mark the applicable preference(s) and include the list of items that qualify for the preference at the end of this section and a description of why the preference applies. The State reserves the right to determine whether the preference indicated applies to Bidder.

- Resident Bidder (30 ILCS 500/45-10)
- Recycled Materials (30 ILCS 500/45-20)
- Recycled Paper (30 ILCS 500/45-25)
- Environmentally Preferable Supplies (30 ILCS 500/45-26)
- Illinois Correctional Industries (30 ILCS 500/45-30)
- Sheltered Workshops for the Severely Handicapped (30 ILCS 500/45-35)
- Gas Mileage (30 ILCS 500/45-40)
- Small Businesses (30 ILCS 500/45-45)
- Illinois Agricultural Products (30 ILCS 500/45-50)
- Corn-Based Plastics (30 ILCS 500/45-55)
- Disabled Veterans (30 ILCS 500/45-57)
- Vehicles Powered by Agricultural Commodity-Based Fuel (30 ILCS 500/45-60)
- Public Purchases in Other State (30 ILCS 520)
- Illinois Mined Coal Act (30 ILCS 555)
- Steel Products Procurement (30 ILCS 565)
- Veteran's Preference (330 ILCS 55)
- Procurement of Domestic Products (30 ILCS 517)
- Bio-based Products (30 ILCS 500/45-75)

Items that Qualify and Explanation:

NOT APPLICABLE

Signature of Authorized Representative:



Printed Name of Authorized Representative:

James Zielinski

Vendor Name:

The George Sollitt Construction Company

Date:

October 31, 2019


THE ILLINOIS STATE TOLL HIGHWAY AUTHORITY

CONTRACT NO. RR-19-4489

LIST OF INDIVIDUAL CONTACTS

The Bidder is hereby requested to list those individuals to be contacted for information regarding the analysis of the various portions of the Bid.

<u>ITEM</u>	<u>INDIVIDUAL</u>	<u>TELEPHONE NO.</u>	<u>E-MAIL</u>
Schedule of Prices	Mike Thomassen James Zielinski	630-860-7333 x3944 630-860-7333 x3942	mthomassen@sollitt.com jzielinski@sollitt.com
Bid Guaranty	James Zielinski	630-860-7333 x3942	jzielinski@sollitt.com
DBE 2026	James Zielinski	630-860-7333 x3942	jzielinski@sollitt.com
EEO Program	James Zielinski	630-860-7333 x3942	jzielinski@sollitt.com
VOSB 2026	James Zielinski	630-860-7333 x3942	jzielinski@sollitt.com
Financial Disclosures Forms A or Forms B	James Zielinski	630-860-7333 x3942	jzielinski@sollitt.com
IDOT Certificate of Eligibility	James Zielinski	630-860-7333 x3942	jzielinski@sollitt.com
Non-Collusion Affidavit – Page R-4	James Zielinski	630-860-7333 x3942	jzielinski@sollitt.com



ZIP001	ZIP WALLS (2)
ZIP002	ZIP WALLS- 12
ZIP003	ZIP WALLS (2)
ZIP004	4 ZIP POLES-WAS 8

CONTRACT NO. RR-19-4489

PLANT AND EQUIPMENT QUESTIONNAIRE

3. SUB-CONTRACT WORK

List below the portions of the work which will be performed by subcontractors, the pay items which they relate to, the approximate value of the work to be subcontracted, and the names of firms being considered.

SCOPE OF WORK	RELATED PAY ITEM	% OF TOTAL CONTRACT	APPROX. \$ VALUE	IDENTIFIED CONTRACTOR
Division 2 - Division 46		95%		

4. MATERIALS COMMITMENTS

Have you entered into contracts for or received firm offers for the supply of all major materials which meet requirements of the specifications for this project? Yes No

If your answer is NO, explain fully below or attach an explanation.

CONTRACT NO. RR-19-4489

PLANT AND EQUIPMENT QUESTIONNAIRE

5. EXAMINATION OF SITE WORK

Have you carefully inspected the site of the work and evaluated all of the requirements with respect to your capability to provide the resources necessary to complete the work in accordance with those requirements?

YES X NO _____

6. DOCUMENT REFERENCE

In preparing your Bid did you have available for reference the following contract documents?

The Special Provisions YES X NO _____

The Contract Plans YES X NO _____

The IDOT Standard Specifications and Tollway Supplemental Specifications, latest edition as referenced in S. P. 101 YES X NO _____

Dated at 790 N. Central this 19th day of November, 2019.
Wood Dale, IL

The George Sollitt Construction Company
Name of Organization

By 

President
Title of Person Signing

STATE OF Illinois)
COUNTY OF Cook)

James Zielinski being duly sworn deposes and says that he/she is President
of the above The George Sollitt Construction Co. and that the answers to the questions in the foregoing
Name of Organization

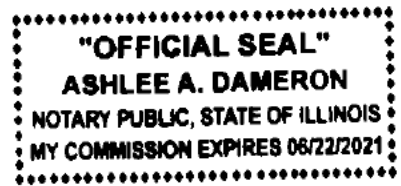
questionnaires and all statements therein contained are true and correct.

Subscribed and sworn to me before this 19th day of November, 2019.



Notary Public

My Commission Expires: June 22, 2021



WORK IN PROGRESS

Contract No.	Owner/Agency	Project Title	Status	Value	Value of Work Unearned	Type of Work Yet To Be Performed	Estimated Completion Date
C1587	Public Building Commission of Chicago	Prussing Elementary School	Contract	\$17,635,743	\$352,715	General Contracting	Nov. 2019
2018-22751-MCR	Chicago Public Schools	DeWitt Clinton Elementary School	Contract	\$14,105,374	\$282,107	General Contracting	Nov. 2019
3516347	Chicago Public Schools	George B. McClellan Elementary School	Contract	\$6,593,799	\$65,938	General Contracting	Nov. 2019
19045841	Capital Development Board	IDOT Dan Ryan Field Office	Contract	\$2,983,744	\$29,837	General Contracting	Nov. 2019
3564133	Chicago Public Schools	Brian Piccolo Elementary Specialty School	Contract	\$7,075,894	\$141,518	General Contracting	Nov. 2019
4500855562-749	Roquette America, Inc.	Roquette R&D Facility	Contract	\$672,433	\$13,449	General Contracting	Nov. 2019
A133-2009 dated 4/23/18	Roman Catholic Diocese of Joliet Trust	St. Joseph School Renovation and Addition	Contract	\$4,075,015	\$40,750	Construction Manager	Nov. 2019
3609643	Chicago Public Schools	Nicholas Senn High School	Contract	\$8,026,014	\$2,006,504	General Contracting	Apr. 2020
08305-PS30120-001-000	Public Building Commission of Chicago	Merlo Branch Library	Contract	\$4,130,387	\$2,973,879	General Contracting	Jan. 2020
P-16008-020	Chicago Park District	McGuane Park Fieldhouse	Contract	\$4,759,950	\$4,759,950	General Contracting	Nov. 2020
				<u>\$70,058,353</u>	<u>\$10,666,647</u>		

001	Officedesk
002	Office Desk
003	
ABR001	AIR BREAKER-THOR 90#
ABR002	30#JACK HAMMER
ABR003	AIR BREAKER-LEROI 90#
ABR004	AIR BREAKER 90#
ABR005	ROCK DRILL WITH 3/4 INCH BIT
ABR006	30# RIVOT BUSTER
ABR007	90# JACK HAMMER
ABR008	ROCK DRILL
ABR009	ROCK DRILL
ABR010	30# JACKHAMMER
ABR011	30#JACKHAMMER
ABR012	30# JACKHAMMER
ABR013	30# JACKHAMMER
ABR014	30# JACKHAMMER
ABR015	AIR BREAKER 90#
ABR016	30# RIVOT BUSTER
ABR017	BREAKER 60#-BOSCH-ELEC
ABR018	60 # JACKHAMMER
ABR019	BREAKER 60#AIR-HAMMER
ABR020	45 # JACKHAMMER
ABR021	45 # JACKHAMMER
ABR022	RIVET BUSTER
ABR023	RIVET BUSTER
ABR024	ROCK DRILL 3/4 INCH
ABR040	BREAKER B950 BOBCAT
ABR041	BOSCH ELECTRIC 60# JACK HAMMER
ABR042	BOSCH BRUTE BREAKER KIT WITH CART
ABR555	HAMMER-90#- ELEC.
ABU001	AIR BUSER-MCDONALD
ABU002	AIR SCALER
ACP001	AIR COMP-GRIMMER #9155
ACP002	AIR COMP-GRIMMER #9154
ACP003	AIR COMP-GRIMMER
ACP004	AIR COMP-GRIMMER 175-11591 Q
ACP005	DEWALT AIR COMPRESSOR ELECTRIC- WITH HOSE
ACP006	AIR MAN COMPRESSOR
ACP007	5g AIR COMPRESSOR RIDGID
ACP008	AIR COMP-I.R.-161465
ACP009	AIR COMP-ELECTRIC
ACP010	AIR COMP-GRIMMER #17429
ACP011	AIR COMP-GRIMMER 185-17430
ACP012	2 GALLON HDX COMPRESSOR
ACP013	DEWALT 4 GALLON COMPRESSOR

ACP014	AIR COMP-THOMAS
ACP015	INGERSOL RAND TOW BEHIND COMPRESSOR
ACP018	AIRMAN COMPRESSER 185
ACP019	COMPRESSER-AIR MAN
ACP020	AIR COMPRESSOR 20 gl. ELECTRIC
ACR001	AIR CIRCULATOR 36"
ACR002	AIR CIRCULATOR 36"
ADR003	AIR ROCK DRILL
AFM001	AIR FILTRATION MACHINE
AFM002	AIR FILTRATION MACHINE
AFM003	AIR FILTRATION MACHINE
AFM004	AIR FILTRATION MACHINE
AFM005	AIR FILTRATION MACHINE
AFM006	AIR FILTRATION MACHINE
AFM007	AIR FILTRATION MACHINE
AFM008	AIR FILTRATION MACHINE
AFM009	AIR FILTRATION MACHINE
AFM010	AIR FILTRATION MACHINE
AFM011	AIR FILTRATION MACHINE
AFM012	AIR FILTRATION MACHINE
AFM013	AIR FILTRATION MACHINE
AFM014	AIR FILTERATION MACHINE
AFM015	AIR FILTERATION MACHINE
AFM016	AIR FILTERATION MACHINE
AFM017	AIR FILTERATION MACHINE
AFM018	AIR FILTERATION MACHINE
AFM019	AIR FILTERATION MACHINE
AFM020	HEPA FILTER NEGATIVE AIR 2000
AHM001	RIVET BUSTER
AHM002	AIR HAMMER
AHM003	AIR HAMMER-I.R.
AHM004	AIR HAMMER
AHM005	AIR HAMMER
AHM014	AIR HAMMER-GRIMMER
AHM017	AIR HAMMER-SULLAIR
AHM018	AIR HAMMER-SULLAIR
AHM019	AIR HAMMER-I.R.
AHM020	AIR HAMMER-I.R.
AHS006	AIR HOSE 200'
AHS007	AIR HOSE 300'
AHS008	AIR HOSE (500')
AHS009	AIR HOSE200'
AHS010	AIR HOSE300 FT.
AHS011	AIR HOSE
AHS012	100' AIR HOSE
AHS013	AIR HOSE 100'
AID001	First Aid Kit

AID002	First Aid Kit
AID003	FIRST AID KIT
AID004	WALL MOUNTED FIRST AID KIT
AID005	WALL MOUNTED FIRST AID KIT
AID006	WALL MOUNTED FIRST AID KIT
AID007	WALL MOUNTED FIRST AID KIT
AID008	WALL MOUNTED FIRST AID KIT
AID009	WALL MOUNTED FIRST AID KIT
AID010	WALL MOUNTED FIRST AID KIT
AID011	SMALL FIRST AID KIT
AID012	WALL MOUNTED FIRST AID KIT
AID013	SMALL FIRST AID KIT
AID014	SMALL FIRST AID KIT
AID015	FIRST AID KIT
ANC001	SALA SWIVELING STEEL ROOF ANCHOR
ANC002	SALA SWIVELING STEEL ROOF ANCHOR
ANC003	SALA SWIVELING STEEL ROOF ANCHOR
ANC004	SALA SWIVELING STEEL ROOF ANCHOR
ANC005	SALA SWIVELING STEEL ROOF ANCHOR
ANC006	SALA SWIVELING STEEL ROOF ANCHOR
ANC007	SALA SWIVELING STEEL ROOF ANCHOR
ANC008	SALA SWIVELING STEEL ROOF ANCHOR
ANC009	SALA SWIVELING STEEL ROOF ANCHOR
ANC010	SALA SWIVELING STEEL ROOF ANCHOR
ANC011	10 X10 STEEL ANCHOR PLATE WITH 2 WELDED D-RINGS
ANC012	FIXED BEAM ANCHOR
ANC013	GUARDIAN G BOLT 3/4 REMOVABLE ANCHOR
ANT001	VERIZON NETWORK EXTENDER ANTENNAE
ASP002	AIR SPADE-I.R.
ASP003	AIR SPADE-I.R.
ASP004	AIR SPADE-I.R.
ASP005	AIR SPADE-I.R.
ATT001	DUST EXTRACTION FOR LARGE CHIPPING GUNS
ATT002	DUST EXTRACTION FOR LARGE CHIPPING GUNS
ATT003	DUST EXTRACTION FOR LARGE CHIPPING GUNS
ATT004	DUST EXTRACTION FOR LARGE CHIPPING GUNS
ATT005	4 1/2 TO 5 INCH ANGLE GRINDER DUST ATTACHMENT
ATT006	DUST EXTRACTION FOR BOSCH BULLDOG
ATT007	DUST EXTRACTION FOR LARGE CHIPPING GUNS
ATT008	4"-4 1/2 " AND 5" DUST EXTRACTION ATTACHEMNT FOR SURFACE
ATT009	4"-4 1/2 " AND 5" DUST EXTRACTION ATTACHEMNT FOR SURFACE
ATT010	6" CUTOFF GUARD FOR GRINDER BOSCH
ATT08	4"-4 1/2 " AND 5" DUST EXTRACTION ATTACHEMNT FOR SURFACE
BAR001	20 A FRAME ROAD BARRICADES
BAR002	BARRICADES A FRAME - RED LIGHTS
BAR003	12 BARRICADES- A FRAME
BAR004	6- A FRAME BARRICADES

BAR005	9- PLASTIC JERSEY BARRIERS
BAR006	H2O JERSEY BARRIERS- 4 BARRIERS
BAR007	PLASTIC JERSEY BARRIERS (16)
BAR009	BARRICADES (30)
BAR010	BARRICADES 6
BAR011	H2O FILLED JERSEY BARRIERS 35 BARRIERS
BAR012	12 CONCRETE JERSEY BARRIERS
BAR013	26- H2O FILLED PLASTIC JERSEY BARRIERS
BAR014	Lighted Barricades (4)
BAR015	BARRICADE
BAR016	BARRICADES FLASHING (9)
BAR017	12 BARRICADES
BAR018	2 BARRICADES A FRAME
BAR019	8 CONES
BAR020	4 LIGHTED BARRICADES
BAR021	10- H2O FILLED JERSEY BARRIERS
BAR022	4- H2O JERSEY BARRIERS
BAR023	2- H2O FILLED JERSEY BARRIERS
BAR024	5 A FRAME BARRICADES W/ LIGHTS
BAR025	5 A FRAME BARRICADES WITHOUT LIGHTS
BAR026	10- CANDLE SHAPED BARRIERS
BAR027	28 CANDLE SHAPED BARRICADES (DELINEATORS)
BAR040	4 BARRICADES
BAS001	3 SEWER DEBRIS CATCH BASKETS
BAS002	4 SEWER DEBRIS BASKETS
BLK001	CONCRETE BLANKETS -60
BLK002	CONCRETE BLANKETS- 160 TOTAL
BLK003	CONCRETE BLANKETS-20
BLK0032	CONCRETE BLANKETS (80)
BLK004	CONCRETE BLANKETS-4
BLK005	1 CONCRETE BLANKET
BLK006	CONCRETE BLANKETS (24)
BLK007	CONCRETE BLANKETS (40)
BLK008	CONCRETE BLANKETS (4)
BLK009	CONCRETE BLANKETS (40)
BLK010	CONCRETE BLANKETS (50)
BLK011	CONCRETE BLANKETS(12)
BLK012	CONCRETE BLANKETS (12)
BLK013	CONCRETE BLANKETS(2)
BLK014	70 CONCRETE BLANKETS
BLK015	CONCRETE BLANKETS(30)
BLK016	CONCRETE BLANKETS(20)
BLK017	CONCRETE BLANKETS(35)
BLK018	CONCRETE BLANKETS (50)
BLK019	CONCRETE BLANKETS (25)
BLK020	CONCRETE BLANKETS (35)
BLK021	CONCRETE BLANKETS(50)

BLK022	CONCRETE BLANKETS (50)
BLK023	6 CONCRETE BLANKETS
BLK024	30 CONCRETE BLANKETS (24 STILL ON SITE)
BLK025	5 CONCRETE BLANKETS
BLK026	70 CONCRETE BLANKETS
BLK027	10 CONCRETE BLANKETS
BLK028	50 CONCRETE BLANKETS
BLK029	4 CONCRETE BLANKETS
BLK030	70 CONCRETE BLANKETS
BLK031	20 CONCRETE BLANKETS
BLK032	1 CONCRETE BLANKET
BLK033	CONCRETE BLANKETS (80)
BLK034	20 CONCRETE BLANKETS
BLK050	70 CONCRETE BLANKETS
BLO001	TORO LEAF BLOWER
BLO002	BLOW PIPE
BLO003	BLOW PIPE FOR COMPRESSOR
BLO004	ECHO LEAF BLOWER
BLR001	AJAX BOILER
BLR002	MACH GAS FIRED BOILER
BMA001	BANDING MACH-BN4150
BOU001	RING BUOY
BRN001	BRANDING IRON-PROPANE
BRN002	BRANDING IRON-WHITE GAS
BRO001	24 " FLOOR BROOM
BRO002	24" PUSH BROOM
BRO003	24" PUSH BROOM
BRO004	24"STREET BROOM
BRO005	2-24" PUSH BROOM
BRO006	36" FINE SWEEP BROOM
BRO007	HOUSE BROOM
BRO008	36" WIDE ROUGH SWEEP BROOM
BRO009	HOUSE BROOM
BRO010	2-24 INCH WIDE PUSH BROOMS
BRO012	30 INCH PUSH BROOM
BRO013	CONCRETE BROOM
BRO014	24" FINE PUSH BROOM
BRO015	24" Fine Push Broom
BRO016	HOUSE BROOM
BRO017	36" ROUGH SWEEP BROOM
BRO018	24 INCH FINE SWEEP BROOM
BRO019	24 INCH FINE SWEEP BROOM
BRO020	24 INCH PUSH BROOM
BRO021	24 INCH FINE SWEEP BROOM
BRO022	24 INCH WIDE PUSH BROOM
BRO023	HOUSE BROOM
BRO024	HOUSE BROOM

BRO025	24" FINE PUSH BROOM
BUC001	1 YARD CONCRETE BUCKET WITH SIDE CHUTE
BUC002	72" BOBCAT BUCKET WITH TEETH
BUC003	60 INCH BOBCAT BUCKET NO TEETH WITH PINNLE HITCH
BUC004	66 " BOBCAT BUCKET
BUC005	66 INCH BUCKET W/ PINTLE HITCH
BUC006	66 INCH BUCKET WITH PINTLE HITCH
BUC007	66 INCH WIDE BUCKET WITH PINTLE HITCH
BUC013	BUCKET-1/2 CY
BUC014	BUCKET-1/2 CY
BUC015	66" BOBCAT BUCKET WITH TEETH
BUC016	72 INCH"BOBCAT BUCKET
BUC017	BOBCAT BUCKET 66"
BUC018	10 DOOR BUCK UPS
BUC019	12 DOOR BUCK UPS
BUC020	BOBCAT BUCKET 72" NO TEETH
BUC021	BOBCAT BUCKET 80" WITH TEETH
BUG002	GEORGIA BUGGIE-JUNK 12/03/14
BUG003	GEORGIA BUGGIE-JUNK 12/03/14
BUG004	GEORGIA BUGGIE-JUNK 12/03/14
BUG005	GEORGIA BUGGIE-JUNK 12/03/14
BUG006	GEORGIA BUGGIE-JUNK 12/03/14
BUK001	DOOR BUCK UPS- (9)
BUK002	BUCK UPS (72)
BUK004	BUCK-UPS (50)
BUK005	BUCK - UP (30)
BUK006	BUCK-UPS(25)
BUL001	BULL FLOAT
BUL002	BULL FLOAT 48" WITH 3 POLES
BUL003	36" BULL FLOAT
BUL004	36" BULLFLOAT with three poles
BUL005	36" BULLFLOAT
BUR005	CUT & BURN OUTFIT
BUR006	CUT & BURN OUTFIT
BUR008	CUT & BURN OUTFIT
BUR009	CUT & BURN OUTFIT
BUR010	CUT & BURN OUTFIT
CAB001	4 DRAWER LEGAL FILING CABINET
CAB002	4 Drawer Lateral File
CAB003	(1) 4 DRAWER LEGAL FILE CABINET
CAB004	2 Drawer Lateral File Cabinet
CAB005	2-2 Drawer Lateral File Cabinet
CAB006	2 DRAWER LATERAL FILE
CAB007	2 DRAWER FILE CABINET
CAB008	2 -2 DRAWER LEGAL FILE CABINET
CAB009	5 DRAWER LEGAL FILE CABINET
CAB010	4 CABINETS-4 DRAWER LEGAL FILE CABINET

CAB011	5 DRAWER LATERAL FILE CABINET
CAB012	2-4 DRAWER LEGAL FILE CABINET
CAB013	4 DRAWER LETTER FILE CABINET
CAB014	4 DRAWER FILE CABINET-LEGAL
CAB015	4 DRAWER LEGAL FILE CABINETS (2)
CAB016	STORAGE CABINET 42"X36"X24" STEEL
CAB017	(5) 4 DRAWER LEGAL FILE CABINETS
CAB018	(4) 2 DRAWER LEGAL FILE CABINETS
CAB019	2 DRAWER LEGAL FILE CABINET
CAB020	5 DRAWER LEGAL FILE CABINET
CAB021	5 DRAWER- LATERAL FILE CABINET
CAB022	2 DRAWER LATERAL FILE CABINET
CAB023	2 DRAWER LATERAL FILE CABINET
CAB024	5 DRAWER LATERAL FILING CABINET
CAB025	2- 2 DRAWER LATERAL FILING CABINETS
CAB026	5 DRAWER LATERAL FILING CABINET
CAB027	2- 5 DRAWER LATERAL FILING CABINETS
CAB028	3-2 DRAWER LATERAL FILING CABINETS
CAM 042	2- FAKE VIDEO SURVEILLANCE CAMERAS
CAM001	KODAK EASYSHARE C713 CAMERA
CAM002	KODAK EAST SHARE C813
CAM003	DIGITAL CAMERA-H.P.
CAM004	DIGITAL CAMERA-KODAK CX4230
CAM005	DIGITAL CAMERA-KODAK
CAM006	KODAK EASYSHARE CAMERA
CAM007	DIGITAL CAMERA-KODAK
CAM008	DIGITAL CAMERA-KODAK.
CAM009	JOBSITE CAMERA
CAM010	LOREX 4 CHANNNEL DIGITAL VIDEO RECORDER W/ WIRELESS CAM
CAM011	CANON ELPH 180
CAM014	HP PHOTO SMART CAMERA
CAM015	KODAK EASY SHARE
CAM016	KODAK CAMERA
CAM017	KODAK EASY SHARE CAMERA
CAM018	KODAK EASY SHARE CAMERA
CAM020	KODAK DIGITAL CAMERA
CAM021	KODAK EASY SHARE
CAM022	KODAK EASY SHARE DIGITAL CAMERA
CAM023	DIGITAL CAMERA
CAM024	DITIGAL CAMERA
CAM025	DITIGAL CAMERA
CAM026	KODAK EASY SHARE
CAM027	KODAK EASYSHARE C193
CAM028	KODAK EASYSHARE C713
CAM029	KODAK EASYSHARE CAMERA
CAM030	KODAK EASY SHARE C713
CAM031	KODAK EASY SHARE C913

CAM032	KODAK C-913 CAMERA
CAM033	KODAK EASY SHARE C913
CAM034	KODAK EASY SHARE CAMERA
CAM035	KODAK EASY SHARE CAMERA
CAM036	KODAK EASY SHARE C160
CAM037	KODAK EASYSHARE CAMERA
CAM038	KODAK EASY SHARE C180 CAMERA
CAM039	KODAK C913 CAMERA
CAM040	KODAK EASY SHARE C182
CAM041	KODAK EASY SHARE C182
CAM043	KODAY EASY SHARE-C180
CAM044	3-FAKE VIDEO SURVEILANCE CAMERA
CAM045	JAZZ DIGITAL CAMERA
CAM046	CANON POWERSHOT ELPH 160
CAM100	SONY DIGITAL HANDY CAM
CAM101	CASIO EXLIM EX-S6
CAM102	SONY HANDYCAM
CAM103	KODAK DIGITAL CAMERA
CAM104	KODAK DIGITAL EASY SHARE C143 (BLUE)
CAM105	KODAK EASY SHIARE
CAM106	CASIO DIGITAL CAMERA
cam107	CASIO EX-58
CAM108	KODA EASY SHARE
CAM109	Nikon Digital Camera
CAM110	CANON
CAM111	Kodak Easy Share 330
CAM112	VIVITAR
CAM113	SONY CAMERA
CAN110	CANON
CAR001	CART-DRYWALL
CAR002	DOOR CART SMALL
CAR003	CART-DRYWALL
CAR004	CART-DRYWALL
CAR005	CART-DRYWALL
CAR006	CART-DRYWALL
CAR007	CART-DRYWALL
CAR008	CART-DRYWALL-PERRY
CAR009	CART-DRYWALL
CAR010	CART-DRYWALL
CAR011	CART-DRYWALL
CAR012	CART-DRYWALL
CAR013	CART-DRYWALL-A FRAME
CAR014	CART-DRYWALL-A FRAME
CAR015	CART-DRYWALL
CAR016	CART-DRYWALL
CAR017	DOOR DOLLY- HAS HANDLE CONNECTED TO WHEELS
CAR018	FLAT BED CART

CAR019	DRYWALL CART
CAR020	DRYWALL CART
CAR021	DOOR DOLLY
CAR022	FLAT CART
CAR023	2 WHEEL DOLLY HAND TRUCK
CAR024	FLAT CART
CAR025	DRYWALL CART
CAR026	2 WHEEL DOLLY
CAR027	3-DOOR DOLLY
CAR028	TOOL CART
CAR029	TOOL CART
CAR030	2 WHEEL HAND TRUCK
CAR031	2 WHEEL HAND TRUCK
CAR032	TOOL CART-RUBBERMAID
CAR033	CART FOR GAS & OXYGEN TANKS
CAR034	TOOL CART-RUBBERMAID
CAR035	DRYWALL CART
CAR036	4-FURNITURE DOLLIES
CAR037	2-FURNITURE DOLLEY
CAR038	4 FURNITURE DOLLIES
CAR039	FURNITURE DOLLEY
CAR040	FURNITURE DOLLEY
CAR041	FURNITURE DOLLEY
CAR042	FURNITURE DOLLY
CAR043	FURNITURE DOLLEY
CAR044	DRYWALL CART
CAR045	RUBBERMAID TOOL CART
CAR046	RUBBERMAID TOOL CART
CAR047	DRYWALL CART
CAR048	SMALL RUBBERMAID TOOL CART
CAR049	RUBBERMAID TOOL CART
CAR050	FLAT CART
CAR051	DRYWALL CART
CAR052	BATTERY POWERED APPLIANCE HAND TRUCK
CH001	2-8 FOOT STEEL CHOKERS
CH0010	2- 4 FOOT STEEL CHOKERS
CHG001	BATTERY CHARGER
CHN 003	4 -2 FOOT PIECES OF 3/8 CHAIN
CHN001	6 FOOT 3/8" CHAIN WITH 383 LOCK
CHN002	10' 3/8 CHAIN WITH 3 LOCKS
CHN003	8 FT 3/8 CHAIN
CHN004	3 TON CHAINFALL
CHN005	30 FOOT OF CHAIN - 4 DIFFERENT PIECES
CHN006	TOW CHAIN
CHO001	2 STEEL CHOKERS -6 FOOT
CHO002	2-8 FOOT STEEL CHOKERS
CHO003	

CHO01	2-8 FOOT STEEL CHOKERS
CHO02	2-8 FOOT STEEL CHOKERS
CHO04	2-4 FOOT STEEL CHOKERS
CHOOO2	2-4 FOOT STEEL CHOKERS
CHP001	KLEIN CABLE PULLERS-PORK CHOPS
CHP002	KLEIN CABLE PULLERS-PORK CHOPS
CHR001	4- DESK CHAIRS - ARMS/SWIVEL
CHR002	PLAN TABLE CHAIR
CHR003	2-DESK CHAIR, ARM/SWIVEL
CHR004	4 DESK CHAIRS, ARM/SWIVEL
CHR005	1-DESK CHAIR, ARM/SWIVEL
CHR006	PLAN TABLE CHAIR- ADJUSTABLE
CHR007	DESK CHAIRS, ARM/SWIVEL
CHR008	2 DESK CHAIRS, ARM/SWIVEL
CHR009	PLAN TABLE CHAIR
CHR010	3 DESK CHAIR WITH WHEELS
CHR011	4-PLAN TABLE CHAIR
CHR012	DESK CHAIR WITH WHEELS
CHR013	DESK CHAIR WITH WHEELS
CHR014	4 SWIVELING DESK CHAIRS
CHR015	11 FOLDING CHAIRS
CHR016	8 STACKABLE PADDED CHAIRS-REGENCY
CHR017	PLAN TABLE CHAIR - ADJUSTABLE HEIGHT
CHR018	2 DESK CHAIRS SWIVEL
CHR019	DESK SWIVEL CHAIR
CHR020	DESK CHAIR SWIVEL
CHR021	DESK CHAIR SWIVEL
CHR022	DESK CHAIR SWIVEL
CHR023	DESK CHAIR SWIVEL
CHR024	DESK CHAIR SWIVEL
CHR025	SWIVEL DESK CHAIR
CHR026	DESK CHAIR SWIVEL
CHR027	ADJUSTABLE HEIGHT DRAFTING CHAIR
CHR028	PLAN TABLE CHAIR
CHR029	4 DESK CHAIRS WITH ARMS-SWIVEL
CHR030	PLAN TABLE CHAIR
CHR031	PLAN TABLE- ADJUSTABLE HEIGHT CHAIR
CHR032	2 DESK CHAIRS, SWIVEL WITH ARMS
CHR033	1 PLAN TABLE CHAIR
CHR034	15 REGENCY PADDED CHAIRS - STACKABLE
CHU001	CONCRETE CHUTE 16'
CHU002	CONCRETE CHUTE 16'
CHU003	CONCRETE CHUTE 16'
CHU004	CONCRETE CHUTE 16'
CHU005	GARBAGE CHUTE-3 SECTIONS AND HOPPER
CHU006	CONCRETE CHUTE 8'
CHU007	GARBAGE CHUTE

CHU008 8- WACO TRASH CHUTES/ WITH HOPPER AND OUTRIGGERS
CHU009 1 YD SIDE CHUTE FOR 1YD BUCKET
CHU010 BIL JAX DEBRIS CHUTE (6 SECTIONS,HOPPER,BRACKETS)
CHU011 10' CONCRETE CHUTE
CKR001 2-20 FOOT NYLON CHOKERS
CKR002 2-20 FOOT NYLON CHOKERS
CLP 20-ELLIS SHORE CLAMPS WITH WRENCH
CMP001 COMPACTOR LARGE-DIESEL
CMP002 COMPACTOR-LARGE DIESEL
CMP003 COMPACTOR-JUMPER
CMP004 COMPACTOR-GAS JUMPER
CMP005 COMPACTOR-ELECTRIC
CMP006 COMPACTOR-ELECTRIC
CMP007 COMPACTOR PLATE (MED.) WACKER BPU3050A
CMP008 WACKER BPU 2540 COMPACTOR PLATE (MED)
CMP011 COMPACTOR-JUMPING JACK
CMP018 COMPACTOR-PLATE
CMP020 COMPACTOR-PLATE
CMP021 COMPACTOR-WACKER SMALL
CMP022 COMPACTOR PLATE - SMALL
CMP023 WACKER COMPACTOR (SMALL)
CMP024 WACKER COMPACTOR JUMPING JACK
COM ACER ASPIRE 3000
COM001 H.P. INSITE
COM002 COMP-TOSHIBA-1695CDT
COM003 COMP-TOSHIBA-2250XCDS
COM004 COMP-TOSHIBA-2060CDS
COM005 COMP-TOSHIBA-2060CDS
COM006 COMP-TOSHIBA-2060CDS
COM007 COMP-TOSHIBA-2250XCDS
COM008 COMP-TOSHIBA-1695CDT
COM009 LEVENO COMPUTER
COM010 DELL INSPIRON 1100
COM011 HP INSITE
COM012 DELL INSPIRON 1100
COM013 LENOVO
COM014 ACER-EXTENSA LAP TOP COMPUTER
COM015 DELL LAP TOP 1100
COM016 COMP-LAPTOP-H.P.
COM017 H.P. COMPAQ NX9010
COM018 DELL LAPTOP
COM019 COMPAQ NX9010
COM020 DELL DESK TOP
COM021 TOSHIBA 1695CDT
COM022 ACER ZL1
COM023 H.P. INSIGHT 9010
COM024 LENOVO LAPTOP COMPUTER

COM025 LENOVO
COM026 LENOVO LAPTOP
COM027 LENOVO LAP TOP
COM028 LENEVO 7650 COMPUTER
COM029 LENEVO 8922 COMPUTER
COM030 LENEVO 8807 COMPUTER
COM031 DELL LAPTOP COMPUTER
COM032 TOSHIBA SATELLITE PRO
COM033 DELL INSPIRON 1100 COMPUTER
COM034 DELL LATITUDE
COM035 Toshiba Satellite Pro
COM036 LENOVO LAP TOP
COM037 HP COMPAQ
COM038 ACER LAPTOP COMPUTER
COM039 ACER
COM040 ACER
COM041 LENOVO
COM042 HEWLETT PACKARD PROBOOK 4540S
COM043 Acer Aspire Laptop Computer
COM044 ACER LAPTOP
COM045 LENOVO LAPTOP
COM046 HEWLETT PACKARD COMPUTER
COM047 HEWLETT PACKARD LAPTOP
COM048 HP PROBOOK
COM049 DELL
COM050 DELL LAPTOP
COM051 DELL LATITUDE E6500
COM052 LENOVO LAPTOP THINK PAD
COM053 HEWLETT PACKARD COMPUTER
COM054 HP PROBOOK 450 G1
COM055 HEWLETT PACKARD PROBOOK 4540s
COM056 HEWLETT PACKARD HP250G4
COM057 MACBOOK AIR 13 INCH
COM058 HP 250 G7 NOTEBOOK PC
COM059 HP PRODESK 400G3 MINI
COM060 HP PRODESK G5 MINI
COM061 HP A1466 DESKTOP
COM062 ACER CHROME BOOK 14
CON001 Orange Safety Cones -Tall (3 each)
CON002 7 SAFETY CONES-ORANGE
CON003 20- 2 FOOT HIGH CONES
COP001 CANON COPIER IR1630
COP002 CANON COPIER F146100
COP003 KM-2030 COPIER
COP004 COPIER RICOH
COP005 CANNON IMAGE CLASSIC COPIER 2300
COP006 TOSHIBA 163 COPIER

COP007	HP ALL IN ONE LASER JET
COP008	COPIER-MITA---- AI 18010F
COP009	TOSHIBA COPIER STUDIO 163
COP010	PANASONIC COPY MACHINE
COP011	KYOCERA/MITA COPIER
COP012	CANON COPIER
COP013	COPIER-RICOH
COP014	SHARP COPIER
COP015	COPIER-RICOH FT3713
COP016	COPIER-SHARP
COP017	KYOCERA-MITA COPIER
COP018	KONICA-MIN COLOR COPIER
COP019	KONICA-MIN COLOR COPIER
COP020	COPIER-RICOH
COP021	COPIER-RICOH
COP022	COPIER-RICOH
COP023	COPIER-GESTETNER
COP024	COPIER-AFICIO
COP025	KYOCERA
COP026	KYOCERA-MITA COPIER
COP027	KYOCERA-MITA COPIER
COP028	KYOCERA KM-C2230
COP029	KYOCERA COPIER KM2530
COP030	KYOCERA COPIER-COLOR
COP031	KYOCERA COPIER
COP032	RICOH COPIER
COP033	TOSHIBA STUDIO 163 COPIER
COP034	KYOCERA COPIER
COP035	CANNON IMAGE CLASS
COP036	KYOCERA COPIER AND COLATER
COP037	KYOCERA MITA TASK alfa 500 CI
COP038	KYOCERA MITA DP 700-INTERACT #5386
COP039	KYOCERA TASKALFA 3050ci
COP040	KYOCERA TASKALFA 3050ci
COP041	KYOCERA TASKalfa 3050ci
COR001	EDCO ELECTRIC CORE DRILL
CRA001	Cradle Internet Router with Verizon Modem
CRA002	CRADLEPOINT MBR 1400LE
CRB001	CURB CLAMPS (8) - JORGENSON
CRD001	400 ' EXTENSION CORD
CRD002	250' EXTENSION CORD
CRD003	200 FOOT EXTENSION CORD
CRD004	250 FOOT OF EXTENSION CORDS
CRD005	50 FOOT EXTENSION CORD
CRD006	8- 50' EXTENSION CORDS
CRD007	100' OF EXTENSION CORDS
CRD008	400' EXTENSION CORDS

CRD009 EXTENSION CORDS- 300 FOOT
 CRD010 200 FOOT OF EXTENSION CORD
 CRD011 300 FOOT OF EXTENSION CORD-12 gauge wire
 CRD012 2- 50 FOOT OF EXTENSION CORDS
 CRD013 200 FOOT EXT CORD
 CRD014 200 FOOT EXT. CORD
 CRD015 250 FOOT EXTENSION CORDS
 CRD016 HEAVY DUTY # 10 WIRE EXT. CORD 50 FOOT
 CRD017 (3) 50' & (4) 100' HEAVY DUTY EXTENSION CORDS
 CRD018 12-3X50' PREMIUM POLAR/SOLAR EXT. CORD WITH LIGHTED END (4)
 CRD019 12-3X100' PREMIUM POLAR/SOLAR EXTENSION CORD W/LIGHT END (3)
 CRD020 HUSKY 100' RED & BLACK EXT. CORD (2)- 200 FOOT
 CRD021 400 FOOT EXTENSION CORDS- \$309.85
 CRD022 100 FOOT EXTENSION CORD
 CRD023 3 - 10 FOOT APPLIANCE CORDS
 CRD024 50 FOOT EXT. CORD
 CRD025 6-50 FOOT EXTENSION CORDS
 CRD026 100 FOOT 12/3 WIRE EXTENSION CORD
 CRD027 100 FOOT 3/10 WIRE EXTENSION CORD
 CRD028 4-50 FOOT EXTENSION CORDS
 CRD029 2- 100 FOOT EXTENSION CORDS
 CRD030 2-50 FOOT EXTENSION CORDS
 CRD031 2 -50 FOOT EXTENSION CORDS
 CRD032 100 FOOT EXTENSION CORD
 CRD033 3 WAY GFI
 CRD034 2- TRIPLE TAP GFCI
 CRD035 300' (100' EACH) CORD
 CRD036 4-3 WAY GFI
 CRN001 CORNER BEAD CRIMPING TOOL W/ MALLET
 CUT001 BOLT CUTTER (24")
 CUT002 3 FOOT BOLT CUTTERS
 CUT003 2-24 INCH BOLT CUTTERS
 DEL263 MILWAUKEE 18VOLT CORDLESS DRILL
 DOC 062 RUBBERMAID 1 YARD DOC CONTAINER
 DOC001 DOCK CONTAINER 1YD
 DOC002 DOCK CONTAINER 1 yard
 DOC003 DOCK CONTAINER 1 YARD
 DOC004 DOCK CONTAINER 1 YARD
 DOC005 SMALL DUMP BOX
 DOC006 MASON DOCK CONTAINER 1/2 YARD
 DOC007 1/2 YARD DOC CONTAINER
 DOC008 DOCK CONTAINER 1/2 YD
 DOC009 DOCK CONTAINER 1/2 YD
 DOC010 1/2 YARD DOC CONTAINER
 DOC011 1/2 YARD DOC CONTAINER
 DOC012 1/2 YARD DOC CONTAINER
 DOC023 DOCK CONTAINER 1/2 YD

DOC024	DOCK CONTAINER 1/2 YD
DOC025	DOCK CONTAINER 1/2 YD
DOC026	DOCK CONTAINER 1/2 YD
DOC027	DOCK CONTAINER 1YD
DOC030	DOCK TILT TRUCK-RM
DOC031	DOCK TILT TRUCK-RM
DOC032	DOCK TILT TRUCK-RM
DOC034	DOCK TILT TRUCK-RM
DOC035	DOC CONTAINER 1/2 yard
DOC036	1/2 YARD DOC CONTAINER
DOC040	DOCK CONTAINER 1 yard
DOC041	1/2 YARD DOCK CONTAINER
DOC042	DOCK CONTAINER
DOC043	DOCK CONTAINER 1/2 YARD
DOC044	DOCK CONTAINER- 1/2 YARD 3 WHEELER
DOC045	MASON DOCK CONTAINER 1 YARD
DOC046	MASON DOC CONTAINER- 1 YARD
DOC047	MASON DOC CONTAINER 1 YARD
DOC048	DOC CONTAINER 1/2 YARD
DOC060	RUBBERMAID 1YARD DOC CONTAINER
DOC061	RUBBERMAID 1YARD DOC CONTAINER
DOC062	RUBBERMAID 1 YARD DOC CONTAINER
DOC063	1/2 YARD DOCK CONTAINER
DOR001	Temporary doors with hinges
DOR002	2 TEMP WOODEN DOORS AND FRAMES WITH HINGES
DOR003	2- 3 foot x 72 INCH STEEL DOORS AND 6 FOOT WIDE FRAME
DOR004	2 WOODEN TEMP DOORS 36 X 70 WITH 12 HINGES
DRL 256	DEWALT CRDLS DRILL
DRL001	DRILL 1/2" MILW. HOLE SHOOTER
DRL002	DRILL CRDLS BOSCH
DRL003	1/2 ANGLE DRILL MILW
DRL004	3/8 MILW.DRILL
DRL005	DRILL-MILW 1/2" MAGNUM
DRL006	DRILL PRESS-BUFFALO
DRL007	1/2 MIXING DRILL DEWALT
DRL008	1/2 MIXING DRILL
DRL009	MILWAUKEE DRILL 1/2 "-MAGNUM
DRL010	SKIL CRDLS DRILL
DRL011	18V. DEWALT CRDLS DRILL
DRL012	1/2 MILW. DRILL
DRL013	1/2" MLWK. DRILL
DRL014	1/2 CRDLS DRILL DEWALT
DRL015	DRILL-MILW 3/8"
DRL016	1/2 CRDLS DRILL DEWALT
DRL017	1/2 INCH MIXING DRILL
DRL018	1/2" CRDLS DRILL DEWALT
DRL019	1/2" CRDLS DRILL DEWALT

DRL020 1/2" CRDLS DRILL DEWALT
DRL021 1/2" 14.4V DEWALT XRP CRDLS DRILL
DRL022 DEWALT CRDLS DRILL 1/2"
DRL023 BOSCH 24V CRDLS HAMMER DRILL
DRL024 18V DEWALT CRDLS DRILL
DRL025 18V DEWALT CRDLS DRILL
DRL026 DEWALT 14.4V XRP DRILL CORDLESS
DRL027 DEWALT CRDLS DRILL
DRL028 DEWALT 1/2" DRILL
DRL029 DRILL-MAGNUM-QUIK-LOK
DRL030 18V. DEWALT CRDLS DRILL-IMPACT
DRL031 18V. DEWALT CRDLS DRILL
DRL032 18V. CRDLS DRILL DEWALT
DRL033 DEWALT 3/8 DRILL
DRL034 DRILL-CRDLS-DEWALT 1/2
DRL035 1/2" RIGHT ANGLE DRILL
DRL036 DRILL-MAKITA CORDLESS IMPACT
DRL037 DEWALT 14.4V CRDLS DRILL
DRL038 DEWALT 14.4V CRDLS DRILL
DRL039 1/2" MIXING DRILL
DRL040 MILW DRILL 3/8
DRL041 DEWALT CRDLS DRILL
DRL042 MILW DRILL 3/8
DRL043 DRILL-SPADE-1/2"
DRL044 18V. DEWALT CRDLS DRILL
DRL045 BOSCH CRDLS DRILL
DRL046 BOSCH CRDLS DRILL
DRL047 1/2 DRILL MILW.
DRL048 CRDLESS DRILL
DRL049 CRDLESS DRILL
DRL050 18V DEWALT RIGHT ANGLE DRILL-CORDLESS
DRL051 MAKITA 18V CRDLS DRILL
DRL052 MAKITA 18V CRDLS DRILL
DRL053 MAKITA CRDLS DRILL
DRL054 IMPACT DRILL
DRL055 DRILL-MAKITA 3/8"
DRL056 DEWALT CRDLS DRILL
DRL057 RIDGID DRILL 3/8
DRL058 18V CORDLESS DRILL
DRL059 DEWALT DRILL
DRL060 DRILL-MILW 3/8"
DRL061 DEWALT CORDLESS DRILL
DRL062 1/2" MILW. RIGHT ANGLE DRILL
DRL063 DEWALT CORDLESS DRILL 18VOLT
DRL064 BOSCH 18 VOLT 1/2 DRILL AND IMPACT DRIVER
DRL065 DREMEL MULTI MAX TOOL
DRL069 DRILL-B & D 3/8"

DRL071	DRILL-MILW-3/8"
DRL072	DRILL-MILW- 3/8"
DRL073	MILWAUKEE MIXING DRILL
DRL074	DRILL-CRDLS-DEWALT
DRL075	MAKITA CORDLESS IMPACT- 18VOLT
DRL076	MAKITA CORDLESS IMPACT- 18 VOLT
DRL079	DRILL-CRDLS BOSCH-3/8"
DRL080	1/2" MILWAUKEE MAGNUM DRILL
DRL083	DRILL-MILW 1/2"
DRL085	DRILL-MILW 3/8"
DRL086	MILWAUKEE CORDLESS HAMMER DRILL-3/8
DRL088	DRILL-MILW 3/8"
DRL089	DRILL-CRDLS-DEWALT-3/8"
DRL091	DRILL-CORDLESS-BOSCH
DRL092	DRILL-CRDLS-DEWALT
DRL093	LOCK MORTISE DRILL
DRL095	DRILL-MILW 1/2"
DRL096	DRILL-MAKITA 1/2"
DRL097	DRILL-CRDLS-DEWALT-1/2"
DRL100	DRILL-BOSCH-14.4V
DRL101	DRILL-T-HNDL-BOSCH
DRL104	DRILL-CRDLS-BOSCH
DRL105	DRILL-CLOSE QTR-SIOUX
DRL106	MIXING DRILL-MILW-1/2"
DRL108	DRILL-CRDLS-DEWALT-3/8"
DRL112	DRILL-CRDLS-BOSCH
DRL113	DRILL-B & D-3/8"
DRL114	DRILL-DEWALT-3/8"
DRL115	MAKITA CORDLESS IMPACT DRILL
DRL116	DRILL-CLOSE QTR-1/2"
DRL118	DRILL-MILW-3/8"-KEYLESS
DRL119	1/2" CRDLSS DRILL (MILW)
DRL120	DRILL-MILW-1/2"
DRL122	DRILL-CRDLS-DEWALT-3/8"
DRL123	DRILL-CRDLS-DEWALT-3/8"
DRL124	DRILL-CRDLS-B.D.-1/2"
DRL125	DRILL-DEWALT-3/8"
DRL127	DRILL-MAKITA 1/2"
DRL128	DRILL-CRDLS-PORTERCABL
DRL129	MAKITA CORDLESS IMPACT DRILL
DRL130	DRILL-CRDLS-DEWALT
DRL131	DRILL-CRDLS-DEWALT
DRL132	DRILL-MILW-1/2"
DRL133	DRILL-CRDLS-DEWALT-3/8
DRL134	DRILL-CRDLS-DEWALT-1/2"
DRL135	DRILL-HILTI
DRL137	DRILL-CRDLS-DEWALT

DRL138 DRILL-CRDLS-DEWALT
DRL140 DRILL-CRDLS-DEWALT
DRL141 DEWALT CORDLESS DRILL 18V
DRL145 DRILL-CRDLS-DEWALT
DRL146 DRILL SKILL
DRL150 3/8 DRILL-BOSCH
DRL151 DRILL-CRDLS-DEWALT
DRL152 RIGHT ANGLE DRILL-MILW
DRL153 DRILL-CRDLS-DEWALT
DRL154 DRILL-CRDLS-BOSCH
DRL155 3/8 DRILL-MILW.
DRL156 3/8 DRILL-MILW.
DRL157 CRDLS DRILL-DEWALT
DRL160 BLACK&DECKER DRILL
DRL175 MILW. DRILL-Hammer drill
DRL176 3/8 DRILL- MILW.- ANGLE
DRL177 3/8 DRILL - MILW.
DRL178 1/2 MIXING DRILL -MILW.
DRL179 3/8 CRDLS DRILL- MILW.
DRL180 1/2 CRDLS DRILL-BOSCH
DRL182 BOSCH CRDLS DRILL
DRL183 CRDLS DRILL - DEWALT
DRL184 DRILL-CRDLS-DEWALT
DRL186 DRILL 3/8 DEWALT
DRL187 DRILL-CRDLS-DEWALT
DRL189 DRILL 1/2 PORTERCABLE-MIXING DRILL - WITH 2 EGG MIXERS
DRL190 3/8 CRDLS DRILL
DRL191 3/8 CRDLS DRILL
DRL192 DRILL CRDLS-DEWALT
DRL193 DRILL CRDLS-DEWALT
DRL194 DRILL CRDLS-DEWALT
DRL195 DRILL CRDLS-DEWALT
DRL196 DRILL 3/8 DEWALT
DRL197 DRILL 3/8 DEWALT
DRL198 DRILL 3/8 DEWALT
DRL199 DRILL 3/8 DEWALT
DRL200 DRILL 3/8 DEWALT
DRL201 DRILL 3/8 B.D.
DRL202 DRILL 3/8 MILW.
DRL203 DRILL ANGLE DRILL DEWALT CRDLSS
DRL204 DRILL CRDLS RIDGID
DRL205 DEWALT 3/8 DRILL
DRL206 RIDGID CRDLSS DRILL 18 VOLT LITHIUM
DRL207 RIDGID CORDLSS DRILL-18VOLT
DRL208 RIDGID CRDLSS DRILL
DRL209 MILWAUKEE CORDLESS DRILL
DRL210 MILWAUKEE 18VOLT CORDLESS DRILL

DRL211 MILWAUKEE 18VOLT DRILL&IMPACT DRILL COMBO
DRL212 MILWAUKEE 18VOLT DRILL & IMPACT COMBO
DRL213 CRDLS DRILL DELTA
DRL214 MILWAUKEE 18VOLT DRILL
DRL215 MILWAUKEE 18VOLT CORDLESS DRILL &IMPACT COMBO
DRL219 DRILL CRDLS-----BOSCH
DRL220 DEWALT 18VOLT CORDLESS DRILL
DRL232 RIDGID CRDLS DRILL
DRL250 3/4 MIXING DRILL MILW.
DRL251 1/2 MIXING DRILL
DRL252 1/2" 18V Dewalt Cordless
DRL253 3/8" Dewalt
DRL254 1/2 MIXING DRILL RIDGID
DRL255 DEWALT 18V DRILL COMBO KIT
DRL256 DEWALT CORDLESS DRILL COMBO KIT-SAW AND SAWZALL
DRL257
DRL258 MILWAUKEE ELECTROMAGNETIC DRILL PRESS
DRL259 DEWALT 18VOLT HAMMER DRILL
DRL260 DEWALT 18VOLT DRILL
DRL261 MAKITA CORDLESS DRILL 18 VOLT LITHIUM ION
DRL262 DEWALT CORDLESS DRILL
DRL263 MILWAUKEE 18VOLT CORDLESS DRILL
DRL264 MILWAUKEE 18 VOLT CORDLESS DRILL
DRL265 MILWAUKEE 3/8 DRILL
DRL266 HILTI CORDLESS DRILL
DRL267 HILTI 18 VOLT CORDLESS DRILL
DRL268 DEWALT CORDLESS DRILL (14.4VOLT)
DRL269 DEWALT CORDLESS DRILL (14.4 VOLT)
DRL270 DEWALT CORDLESS DRILL(14.4VOLT)
DRL271 DEWALT CORDLESS DRILL(14.4 VOLT) WITH SCREWDRIVER
DRL272 RIDGID 14.4VOLT CORDLESS DRILL
DRL273 BOSCH 18VOLT CORDLESS DRILL
DRL274 DEWALT 18VOLT CORDLESS HAMMER DRILL
DRL275 BLACK &DECKER 1/2" IMPACT GUN
DRL276 RIDGID DRILL
DRL277 1/2" RYOBI HAMMER DRILL
DRL286 DEWALT DRILL KIT 18 VOLT-CORDLESS SAW,HAMMERDRILL&LIGHT
DRL289 MAKITA 18 VOLT CORDLESS DRILL
DRL290 Bosch Roto Hammer Drill - Electric
DSK 017 60"X30" DESK- 5 DRAWER
DSK001 OFFICE DESK 30X60- 5 DRAWER
DSK002 OFFICE DESK 30X60 - 3 DRAWER
DSK003 OFFICE DESK (1) 4 drawer wooden
DSK004 60"X30" OFFICE DESK
DSK005 60"X30" OFFICE DESK
DSK006 60"X30" OFFICE DESK- 4 drawer
DSK007 2 -30X60 DESKS

DSK008 2-60"X30" OFFICE DESKS
DSK009 60"X30" OFFICE DESK
DSK010 2-60"X30" OFFICE DESKS- 5 DRAWER
DSK011 60"X30" OFFICE DESK
DSK012 60"X30" DESK
DSK013 60"X30" DESK
DSK014 60"X30" DESK
DSK015 60"X30"
DSK016 60"X30" DESK
DSK017 60"X30" DESK
DSK018 2-30"x60" DESKS
DSK019 30X60 DESK
DSK020 48X30 DESK 2 DRAWER
DSK021 2 - 4 DRAWER 30X60 WOODEN DESKS
DSK022 30"X60" DESK
DSK023 2 DESKS-30"X60" 5 DRAWER
DSK024 30"X60" DESK
DSK025 30"X60" DESK- 2 DRAWER
DSK026 2- 30 X 60 OFFICE DESKS
DSK027 30X60 5 DRAWER DESK
END001 941B END LOADER
END002 941B END LOADER
END003 977L END LOADER
END004 BACKHOE-JCB-RUBBER TIRE- YEAR 1997
END005 CAT SKID STEER 236
END006 BOBCAT #515820679
END007 BACKHOE-3CX-SITEMASTER-YEAR 1989
END008 2007 S185 TURBO BOBCAT
END009 BOBCAT #520111107
END010 KOMATSU PC 220LC-6
END011 2007 S185 BOBCAT (2259 HRS)
END012 BOBCAT-763-512255783
END013 BOBCAT-753-#512716709-goes with sweeper 020
END014 KOMATSU 200LC-3
END015 BOBCAT 514417710
END016 BOBCAT #515820409 goes with sweeper 010
END017 BOBCAT #515819346
END018 BOBCAT #514427792
END019 BOBCAT #512259363
END020 BOBCAT RUBBER TRACK LOADER
EXB001 EXCAVATION BUCKET
EXT001 3-20# FIRE EXTINGUISHERS
EXT002 4 FIRE EXTINGUISHERS 10#
EXT003 2-FIRE EXTINGUISHER 10# WITH SIGNS
EXT004 FIRE EXTINGUISHER 10#
EXT005 1 FIRE EXTINGUISHER 10 #
EXT006 9- 20# FIRE EXTINGUISHERS

EXT007 2-FIRE EXTINGUISHERS-10#
EXT008 FIRE EXTINGUISHER 10#
EXT009 FIRE EXTINGUISHER 10#
EXT010 1-FIRE EXTINGUISHER 20# ABC
EXT011 6 -20LB FIRE EXTINGUISHER
EXT012 9- FIRE EXTINGUISHERS 20#
EXT013 1 10# FIRE EXTINGUISHER
EXT014 10- FIRE EXTINGUISHERS 20#
EXT015 18 -20# FIRE EXTINGUISHERS
EXT016 1-20# FIRE EXTINGUISHERS
EXT017 4-20# ABC FIRE EXTINGUISHERS
EXT018 1 20# FIRE EXTINGUISHER
EXT019 2- 20# FIRE EXTINGUISHERS
EXT020 8 FIRE EXTINGUISHERS
EXT021 1-10LB FIRE EXTINGUISHER
EXT022 3-20 LB FIRE EXTINGUISHERS
EXT023 1 20LB FIRE EXTINGUISHER
EXT024 1 20 LB FIRE EXTINGUISHER
EXT025 10 # FIRE EXTINGUISHER
EXT026 12-20# FIRE EXTINGUISHERS
EXT027 17-20# WALL HOOK
FAN001 36 INCH FAN
FAN002 FAN W/STAND 24"
FAN003 30" FAN
FAN004 30" FAN-PEDESTAL
FAN005 24 INCH PEDESTAL FAN
FAN006 FAN-DAYTON 42"
FAN007 36 INCH FAN
FAN008 36 INCH FAN
FAN009 HOUSE FAN- 20 "
FAN010 FAN-DAYTON
FAN011 36 INCH FAN
FAN012 FAN-DAYTON 36"
FAN013 36 INCH FAN
FAN014 36 INCH FAN
FAN015 FAN-PEDESTAL-24"
FAN016 36 INCH FAN
FAN017 36 INCH FAN
FAN018 FAN-ROUND-30"
FAN019 36 INCH FAN
FAN020 FAN - 36 INCH
FAN021 FAN-VACU COOL-42"
FAN022 FAN- 36 INCH DAYTON
FAN023 FAN-VACU COOL-42"
FAN024 FAN-VACU COOL-42"
FAN025 FAN- 36"
FAN026 FAN- 36"

FAN027	FAN-36"
FAN028	FAN-36"
FAN029	FAN-36"
FAN030	FAN-36"
FAN031	FAN-36" INCH
FAN032	48 INCH FAN
FAN033	FAN 36"
FAN034	FAN 36"
FAN035	FAN 36"
FAN036	FAN-42"
FAN037	FAN-42"
FAN038	FAN 42"
FAN039	42"-FAN
FAN040	FAN- 48 INCH
FAN041	FAN-FLOOR
FAN042	FAN FLOOR-RIGID AIR MOVER
FAN043	FLOOR FAN-RIGID AIR MOVER
FAN044	FRESH AIR BLOWER (FOR CONFINED SPACE) & 25 foot of hose
FAN045	24" PEDESTAL FAN
FAN046	24" CIRCULAR FLOOR FAN
FAN047	24" CIRCULAR FLOOR FAN
FAN099	RIDGID AIR MOVER
FAN100	DEHUMIDIFIER
FAN200	DEHUMIDIFIER
FAN300	DEHUMIDIFIR
FAN400	DEHUMIDIFER
FAX001	FAX MACHINE-BROTHERS
FAX002	FAX MACHINE-SHARP
FAX003	BROTHER FAX
FAX004	FAX MACHINE-H P
FAX005	FAX MACHINE-H.P.
FAX006	FAX MACHINE BROTHER
FAX007	BROTHERS FAX MACHINE
FAX008	BROTHER FAX MACHINE
FAX009	SHARP COMMERCIAL FAX MACHINE
FAX010	SHARP COMMERCIAL FAX MACHINE
FAX011	FAX MACHINE-SHARP
FAX012	FAX MACHINE-BROTHERS
FAX013	FAX MACHINE-PANASONIC
FAX014	FAX MACHINE-BROTHERS
FAX015	FAX MACHINE-BROTHER
FAX017	FAX MACHINE-BROTHER 565
FAX018	FAX MACHINE SAMSUNG
FAX019	BROTHER FAX
FAX020	PANASONIC
FAX029	SAMSUNG
FAX030	Brother Intellfax

FAX031	SAMSUNG SF-560R FAX MACHINE
FAX032	HEWLETT PACKARD FAX MACHINE
FAX033	KYOCERA FAX
FLD001	15- FOLDING CONFERENCE CHAIRS
FLD002	20 FOLDING CONFERENCE CHAIRS
FLD003	12 FOLDNG CHAIRS
FLD004	4 FOLDING CONFERENCE CHAIRS
FLD005	11 FOLDING CHAIRS
FLD006	12 FOLDING CHAIRS
FLD013	14 FOLDING CHAIRS
FNC001	1300 foot of snow fence-83 steel poles
FNC002	30 FENCE POSTS
FNC003	FENCE POLE POUNDER
FNC004	FENCE POST POUNDER
FNC005	FENCE POLE POUNDER
FNC006	FENCE POLE POUNDER
FNC007	300 FOOT OF SNOW FENCE
FNC008	3-Temporary FENCE PANELS WITH 4 BASES
FNC009	23-Temporary FENCE STANDS
FNC010	18-Temporary FENCE PANELS
FOL	TABLE 30"X8'
FOL 020	6 foot X 30 inch FOLDING TABLE
FOL001	6 FOOT TABLE
FOL002	8'X30" PLASTIC FOLDING TABLE
FOL003	2 -8'X30" FOLDING TABLES
FOL004	5- 6' X 30" PLASTIC FOLDING TABLES
FOL005	2-8' X 30 " FOLDING TABLES
FOL006	6' X 30" wide plastic folding table
FOL007	6 FOLDING CHAIRS
FOL008	1- 8'X30" FOLDING TABLES
FOL009	2 -8' FOLDING TABLES
FOL010	12 FOLDING CHAIRS
FOL011	4 FOLDING CHAIRS
FOL012	FOLDING TABLE 6 FOOT
FOL013	6 FOLDING CHAIRS
FOL014	8 foot x 3 foot FOLDING TABLE
FOL015	6' FOLDING TABLE
FOL016	(10) FOLDING CHAIRS
FOL017	12 FOLDING CHAIRS
FOL018	10 FOLDING CHAIRS
FOL019	8' X 30" FOLDING TABLES-2
FOL020	3 -8 FOOT FOLDING TABLES
FOL021	(2) 3'X8' FOLDING TABLES
FOL022	6 FOOT X 3 FOOT FOLDING TABLE
FOL023	6 FOOT TABLE
FOR002	FORKLIFT
FOR003	FORKLIFT #48803878

FRG001	MAGIC CHEF
FRG002	4.4 CUBIC FOOT FRIDGE GENERAL ELECTRIC
FRG003	4.4 CUBIC FOOT FRIDGE
FRG004	4.4 CUBIC FOOT FRIDGE
FRG005	GENERAL ELECTRIC FRIDGE
FRG006	6 CUBIC FOOT GE REFRIG.
FRG007	6 CUBIC FOOT FRIDGE
FRG008	MAGIC CHEF MINI FRIDGE
FRG009	MAGIC CHEF MINI FRIDGE-3.6 CUBIC FOOT
FRG010	MAGIC CHEF MINI FRIDGE
FRG011	HAIER REFRIGERATOR 2.2 CUBIC FOOT
FRG012	Magic Chef Refrigerator
FRK001	THE BEAK
FRK002	FORKS-BOBCAT-EXTENSION
FRK003	FORKS-BOBCAT
FRK004	FORKS-BOBCAT
FRK005	BOBCAT FORKS
FRK006	FORKS-BOBCAT-42"
FRK007	FORKS-BOBCAT
FRK008	FORKS-BOBCAT
FRK009	FORKS-BOBCAT
FRK010	FORKS FOR BOBCAT
FRK011	FORKS-BOBCAT
FRK012	GRAPPLE FOR BOBCAT
FRK013	TCM FORKLIFT
FRK014	FORKS WITH BALL ATTACHMENT
FRK015	YALE PROPANE FORKLIFT
FRK016	FORK WITH 1 1/2 INCH BALL ATTACHMENT
FTK001	FUEL TANK
FTK002	PROPANE CYLINDER TANK
FTK003	PROPANE CYLINDER TANK
FTK004	PROPANE CYLINDER TANK
GAN004	GANGBOX SMALL
GAN005	SMALL GANGBOX
GAN006	GANGBOX WITH WHEELS
GAN007	GANGBOX- SMALL CHEST BOX WITH WHEELS
GAN008	GANGBOX
GAN009	GANGBOX-SMALL WITH WHEELS
GAN010	GANGBOX
GAN011	GANGBOX
GAN013	SMALL GANGBOX WITH WHEELS
GAN015	GANGBOX
GAN016	GANGBOX WITH WHEELS
GAN017	GANGBOX
GAN018	GANGBOX
GAN019	GANGBOX
GAN020	GANGBOX

GAN021	GANGBOX
GAN022	GANGBOX
GAN023	GANGBOX
GAN024	GANGBOX
GAN025	GANGBOX
GAN026	GANGBOX
GAN027	GANGBOX
GAN028	GANGBOX
GAN029	STAND UP GANGBOX WITH WHEELS
GAN030	GANGBOX
GAN031	GANGBOX
GAN032	STAND UP 2 DOOR GANGBOX
GAN033	GANGBOX
GAN035	GANGBOX
GAN036	GANGBOX
GAN037	GANGBOX
GAN038	GANGBOX
GAN039	GANGBOX
GAN040	GANGBOX-JUNK 12/03/14
GAN041	GANGBOX-CHEST-KNAACK
GAN042	GANGBOX-JUNK 12/03/14
GAN043	GANGBOX
GAN044	GANGBOX SMALL
GAN079	GANG BOX-JUNK 12/03/14
GAR001	4-30 GALLON RUBBERMAID TRASH CANS
GAR002	2- 33 GALLON GARBAGE CAN WITH WHEELS
GAR003	33 GALLON TRASH CAN
GAR004	2-33 GALLON TRASH CAN-RUBBERMAID
GAR005	5- 32 GALLON TRASH CANS
GAR006	3- 55 GALLON RUBBERMAID TRASH CANS WITH 2 WHEELS
GAS001	2-5 GALLON GAS CAN-DIESEL
GAS002	2-DIESEL (5) GALLON FUEL CANS
GAS003	2- 5 GALLON DIESEL CANS
GAS004	2- 5 GALLON GAS CANS
GAS005	(2) 5 GALLON DIESEL CANS AND 1 GAS CAN
GAS006	5 GALLON DIESEL CANS
GAS007	1-5 GALLON GAS CAN
GAS008	5 GALLON GAS CAN
GAS009	5 GALLON GAS CAN
GAS010	1 - 5 GALLON GAS CAN
GAS011	2 GALLON GAS CAN-MIXED
GAS012	2- FIVE GALLON GAS CANS
GAS013	1- 5 GALLON GAS CAN
GAS014	5 GALLON GAS CAN
GAS015	(1) 5 GALLON GAS CAN
GAS016	5 GALLON DIESEL CAN
GAS017	DIESEL 5 GALLON CAN

GAS018	1 GALLON MIXED CAN
GAS019	5 GALLON GAS CAN
GAS020	5 GALLON GAS CAN
GAS021	5 GALLON DIESEL CAN
GAS022	5 GALLON DIESEL CAN
GAS023	5 GALLON DIESEL CAN
GAS024	5 GALLON DIESEL CAN
GAS025	5 GALLON DIESEL CAN
GAS026	5 GALLON GAS CAN
GAS027	1 GALLON CAN FOR MIXED GAS
GAS028	5 GALLON DIESEL CAN
GAS029	5 GALLON DIESEL CAN
GAS030	5 GALLON GAS CAN
GAS031	2 GALLON MIXED GAS CAN
GAS032	5 GALLON TYPE 1 YELLOW DIESEL CAN
GAS089	DIESEL 5GAL
GAS090	DIESEL 5GAL
GAS091	5 GALLON TYPE 1 YELLOW DIESEL CAN
GAS092	5 GALLON TYPE 1 YELLOW DIESEL CAN
GAS093	5 GALLON TYPE 1 YELLOW DIESEL CAN
GAS095	5 GAL DIESEL CAN WITH FUNNEL
GAS096	5GAL DIESEL CAN WITH PLASTIC FUNNEL
GAS097	5 GAL DIESEL CAN WITH FUNNEL
GAS098	5GAL DIESEL CAN WITH FUNNEL
GAS099	5 GAL GAS CAN WITH FUNNEL
GDT001	GAS DETECTOR
GEN000	TOW BEHIND GENERATOR
GEN001	GENERATOR HONDA
GEN002	HONDA 6500 GENERATOR
GEN003	HONDA GENERATOR
GEN004	HONDA 6500 GENERATOR
GEN011	GENERATOR-HONDA
GEN014	HONDA 6500 GENERATOR
GEN021	HONDA GENERATOR
GEN026	GENERATOR Honda 6500
GEN027	GENERATOR-HONDA-5.0
GEN028	GENERATOR-COLEMAN POWERMATE-1850
GEN029	GENERATOR 6100
GEN030	COLEMAN POWERMATE 1850 GENERATER
GEN031	COLEMAN POWERMATE 1850 GENERATOR
GEN032	HONDA 6500 GENERATOR
GEN033	HONDA 6500 GENERATOR
GEN034	HONDA 6500 GENERATOR
GEN035	HONDA EB6500 GENERATOR
GEN036	GENERAC GENERATOR
GEN037	GENERAC GENERATOR-NEEDS REPAIR OR JUNK
GFI 003	2- GFI PLUG-3 WAY

GFI001	GFI 3 WAY
GFI002	2 GFI PLUGS-3 WAY
GFI004	GFI PLUG
GPS001	GPS SYSTEM
GRI001	5" BOSCH TUCKPOINT GRINDER
GRI002	GRINDER MINI 4 1/2" DEWALT
GRI003	GRINDER BOSCH
GRI004	GRINDER-ROCKWELL
GRI005	GRINDER 9" ANGLE
GRI006	MILW. 5" GRINDER
GRI007	4 1/2 GRINDER RYOBI
GRI008	BOSCH MINI GRINDER 4.5
GRI009	4 1/2" RYOBI MINI GRINDER
GRI010	MINI GRINDER
GRI011	6" METABO GRINDER
GRI012	6" METABO GRINDER
GRI013	METABO MINI GRINDER
GRI014	DEWALT 4 1/2" GRINDER
GRI015	4 1/2" MINI GRINDER /RIDGID
GRI016	MILW MINI GRINDER
GRI017	GRINDER-METABO
GRI018	GRINDER-MILW-LOST
GRI019	BOSCH MINI GRINDER
GRI020	5" BOSCH TUCKPOINT GRINDER
GRI021	MAKITA 7 INCH ANGLE GRINDER
GRI022	4.5 MINI GRINDER
GRI023	6 " MAKITA GRINDER-BRUSHES BAD
GRI024	6 " MAKITA GRINDER
GRI025	GRINDER-MINI-DEWALT
GRI026	GRINDER-MINI-MAKITA
GRI027	MAKITA 4 1/2 INCH MINI GRINDER
GRI028	GRINDER-PORTERCABLE
GRI029	4 INCH BOSCH GRINDER 1380 SLIM
GRI030	6 INCH METABO MINI GRINDER
GRI031	4 INCH BOSCH 1380 SLIM
GRI032	4 1/2 INCH MINI GRINDER
GRI033	MILWAUKEE 4 INCH GRINDER
GRI034	MAKITA OR DEWALT 4 1/2 MINI GRINDER
GRI035	RYOBI 4 INCH MINI GRINDER
GRI036	MINI GRINDER 4 1/2"
GRI037	6 INCH MILWAUKEE GRINDER
GRI038	GRINDER-MINI-BOSCH
GRI039	GRINDER-MARATHON-4 1/2"
GRI040	MILWAUKEE CORDLESS GRINDER
GRI041	5 INCH ANGLE GRINDER
GRI042	DEWALT 9" GRINDER
GRI043	BOSCH 4.5" MINI GRINDER

GRI044	GRINDER-MINI-BOSCH
GRI046	GRINDER-MINI-METABO
GRI047	GRINDER-MINI-METABO
GRI048	GRINDER-BOSCH
GRI049	GRINDER 7" -MILW.
GRI050	METABO MINI GRINDER 5"
GRI051	METABO MINI GRINDER 6"
GRI052	6" GRINDER METABO
GRI053	BOSCH 4.5" MINI GRINDER
GRI054	BOSCH 5 INCH MINI GRINDER
GRI055	MAKITA 7 INCH GRINDER
GRI056	6" GRINDER BOSCH
GRI099	MINI GRINDER
GRI100	DEWALT 4.5" MINI GRINDER
GRI101	MIKITA 4.5" MINI GRINDER
GRI102	HILTI 5" SURFACE GRINDER WITH HOOD
GRI103	4.5" MILWAUKEE MINI GRINDER
GRI151	GRINDER-4 1/2"- RIDGID
GRI152	6" METABO MINI GRINDER
GRI153	4 1/2 BOSCH MINI GRINDER
GRI154	MINI GRINDER
GRI155	BOSCH MINI GRINDER 4.5"
GRI158	DREMEL TOOL
HAR001	Harness, Lanyard (6') carry bag
HAR002	Harness, Lanyard (6') Bag
HAR003	Harness, Lanyard (6') carry bag & BEAM CLAMPS
HAR004	SAFETY HARNESS
HAR005	SAFETY TRI-POD & WINCH
HAR006	LANYARD & HARNESS KIT (SALA)
HAR007	LANYARD AND HARNESS KIT(SALA)
HAR008	HARNESS KIT & BEAM CLAMP
HAR009	HARNESS KIT
HAR010	HARNESS & LANYARD SALA- LANYARD #1244306
HAR011	SALA HARNESS AND ROPE GRAB
HAR012	HARNESS & LANYARD-SALA
HAR013	SALA HARNESS with 50' lifeline rope and rope grabber
HAR014	SALA HARNESS
HAR015	PROTECTA HORIZONTAL LIFELINE KIT-LENGTH 60 FOOT
HAR016	PROTECTA HORIZONTAL LIFELINE KIT-LENGTH 60 FOOT
HAR017	PROTECTA HORIZONTAL LIFELINE-LENGTH 60 FOOT
HAR018	PROTECTA HORIZONTAL LIFELINE- LENGTH 60 FOOT
HAR019	PROTECTA HORIZONTAL LIFELINE- LENGTH 60 FOOT
HAR020	SAFETY HARNESS
HAR021	SAFETY HARNESS with 50' lifeline rope and rope grabber
HAR022	SAFETY HARNESS AND LANYARD
HAR023	SAFETY HARNESS AND LANYARD
HAR024	SAFETY HARNESS AND LANYARD

HAR025	SAFETY HARNESS AND LANYARD
HAR026	SAFETY HARNESS AND LANYARD
HAR031	SALA HARNESS
HAR032	MIGHTY LITE RETRACTABLE 50'- NEW # RET007
HAR033	SALA HARNESS
HAR034	HARNESS SALA
HAT001	4- YELLOW HARD HATS
HAT002	4 YELLOW SOLLITT HARD HATS
HAT003	6 WHITE HARD HATS
HAT004	1 YELLOW /5WHITE HARD HATS- 6 TOTAL
HAT005	2 YELLOW SOLLITT HARD HATS
HAT006	6 WHITE HARD HATS
HAT007	12 WHITE HARD HATS- 6 SACHI/ALLWORTH 6 SOLLITT
HDR001	HAMMER DRILL-MILW.
HDR002	HAMMER DRILL- MILW.
HDR003	HAMMER DRILL HILTI TE6-S
HDR004	HAMMER DRILL MILW.
HDR005	HAMMER DRILL HILTI TE-5
HDR006	DEMO HAMMER
HDR007	DEMO HAMMER BOSCH
HDR008	HAMMER DRILL-DEWALT
HDR009	HAMMER DRILL HILTI TE6-S
HDR010	DEMO HAMMER BOSCH
HDR011	HAMMER DRILL MILW.
HDR012	BOSCH BULLDOG HAMMER DRILL
HDR013	HAMMER DRILL 1/2" MILW.
HDR014	HILTI TE76P DEMO GUN
HDR015	BOSCH HAMMER DRILL
HDR016	BOSCH BULLDOG
HDR017	HAMMER DRILL-HILTI
HDR018	HILTI TE76P DEMO HAMMER
HDR019	HILTI TE6 HAMMER DRILL
HDR020	DEMO HAMMER MAKITA
HDR021	HILTI TE75 DEMO HAMMER
HDR022	BOSCH BULLDOG HAMMER DRILL
HDR023	BOSCH 24V CORDLESS HAMMERDRILL
HDR024	ROTO HAMMER HILTI TE6
HDR025	BOSCH CRDLS HAMMER DRILL
HDR026	BOSCH DEMO HAMMER
HDR027	BOSCH HEAVY DUTY DEMO GUN
HDR028	BOSCH DEMO HAMMER
HDR029	BOSCH DEMO HAMMER
HDR030	MAKITA DEMO HAMMER
HDR031	DEWALT DEMO GUN
HDR032	DEMO/ROTO HAMMER
HDR033	DEWALT 1" ROTOHAMMER KIT
HDR034	BOSCH BULLDOG HAMMER DRILL

HDR035	BOSCH DEMO HAMMER
HDR036	BOSCH HAMMER DRILL
HDR037	ROTO HAMMER
HDR038	BOSCH HAMMER DRILL
HDR039	HILTI TE60 COMBIHAMMER-ATC
HDR040	HILTI TE 60 COMBIHAMMER
HDR041	HILTI TE 7 HAMMER DRILL
HDR042	BOSCH HAMMER DRILL
HDR043	BOSCH HAMMER DRILL
HDR044	DEMO GUN
HDR045	DEWALT HAMMER DRILL
HDR046	DEWALT HAMMER DRILL
HDR047	MAKITA 18VOLT CORDLESS HAMMERDRILL AND IMPACT COMBO
HDR048	18 VOLT CORDLESS HAMMERDRILL AND IMPACT COMBO
HDR049	2-MAKITA 18 VOLT IMPACTS
HDR050	18 VOLT MAKITA IMPACT DRILL
HDR051	18 VOLT MAKITA HAMMERDRILL & IMPACT-CORDLESS
HDR052	MAKITA 18 VOLT CORDLESS HAMMERDRILL AND IMPACT
HDR053	HAMMER-ROTO-HILTI
HDR054	BOSCH ROTARY COMBO HAMMER
HDR055	HILTI TE 30-A36
HDR056	BOSCH BULLDOG EXTREME
HDR057	BOSCH ROTARY HAMMER
HDR058	BOSCH BULLDOG EXTREME
HDR059	MAKITA 18 VOLT COMBO KIT
HDR060	MAKITA 18 VOLT HAMMERDRILL
HDR061	MAKITA 18 VOLT CORDLESS COMBO SET
HDR062	MAKITA 18 VOLT COMBO KIT-CORDLESS
HDR063	MAKITA 18 VOLT COMBO KIT-CORDLESS
HDR064	MAKITA 18 VOLT IMPACT
HDR065	MAKITA 18 VOLT IMPACT
HDR066	MAKITA 18 VOLT IMPACT
HDR067	BOSCH ROTARY HAMMER DRILL
HDR068	BOSCH 18 VOLT CORDLESS HAMMERDRILL
HDR069	CORDLESS HAMMER DRILL 18 V. - BOSCH
HDR070	HAMMER-BOSCH-DEMO
HDR071	BOSCH CHIPPING HAMMER-DEMO
HDR072	BOSCH ELECTRIC ROTARY HAMMER
HDR073	HAMMER DRILL- MILW
HDR074	DEWALT CORDLESS HAMMER DRILL-18 VOLT
HDR075	BOSCH COMBINATION ROTARY HAMMER DRILL
HDR076	BOSCH COMBINATION ROTARY HAMMER DRILL
HDR077	MAKITA CORDLESS DRILL
HDR078	BOSCH BULLDOG EXTREME
HDR079	MAKITA COMBO KIT- HAMMERDRILL AND IMPACT
HDR097	HAMMER -CHIPPER-ELECT
HDR103	HAMMER DRILL-MILW 3/8"

HDR104	HAMMER DRILL-ROTO-BOS
HDR109	HAMMER DRILL-BOSCH
HDR111	DEMO HAMMER
HDR114	HAMMER ROTO-MILW
HDR117	MILW. HAMMER DRILL
HDR122	HAMMER-ROTO
HDR126	HAMMER-ROTO-BOSCH
HDR127	HAMMER-ROTO-METABO
HDR129	HAMMER DRILL-DEWALT
HDR130	COMBI-HAMMER-TE76
HDR131	HAMMER DRILL-HILTI-TE5
HDR136	HAMMER DRILL-HILTI TE-55
HDR138	HAMMER DRILL-BOSCH
HDR139	HAMMER DRILL-BOSCH
HDR140	HILTI TE5 HAMMER DRILL
HDR141	HAMMER DRILL-HILTI-TE5
HDR144	HAMMER DRILL-CRDLS
HDR145	1"DEWALT-SHAPED SDS ROTARY HAMMER DRILL
HDR149	HILTI-TE17
HDR150	BOSCH BULLDOG HAMMER DRILL
HDR151	DEMO-HAMMER-HILTI TE76
HDR152	HAMMER-DRILL-BOSCH
HDR153	HAMMER-DRILL-BOSCH
HDR154	BOSCH BULLDOG -HAMMER DRILL
HDR155	HAMMER DRILL -BOSCH-BULLDOG
HDR156	HAMMER DRILL -BOSCH-BULLDOG
HDR158	HAMMER DRILL -BOSCH-BULLDOG
HDR159	DEMO-HAMMER-BOSCH
HDR160	HAMMER DRILL -BOSCH-BULLDOG
HDR161	HAMMER DRILL-BOSCH BULLDOG
HDR162	HAMMER DRILL CRDLS-BOSCH
HDR170	DEMO HAMMER DRILL BOSCH
HDR181	DEMO HAMMER-BOSCH
HDR185	HAMMER DRILL 1/2"- BOSCH
HDR186	HAMMER DRILL- RAMSET
HDR187	HAMMER DRILL-BOSCH BULLDOG
HDR188	TE76 COMBI-HAMMER DRILL
HDR189	HAMMER DRILL HILTI TE10
HDR190	HAMMER DRILL CRDLS-DEWALT
HDR191	BOSCH HAMMER DRILL BULLDOG
HDR192	DEWALT STS HAMMER DRILL
HDR195	MAKITA 2-TOOL COMBO KIT
HDR199	HAMMER DRILL-METABO
HDR200	HAMMER DRILL - MILW.
HDR201	BOSCH DEMO HAMMER
HDR202	BOSCH BULLDOG SDS HAMMER DRILL
HDR203	BOSCH BULLDOG HAMMER DRILL

HDR222	HILTI DEMO HAMMER
HDR223	18v CORDLESS HAMMER DRILL-- 1/2 INCH
HDR224	18V RIDGID CORDLESS HAMMER DRILL
HDR266	HILTI 18 VOLT CORDLESS HAMMER DRILL
HDR267	HILTI CORDLESS HAMMER DRILL
HDR268	HILTI CORDLESS HAMMER DRILL (36) VOLT
HDR269	Hammer Drill Kit 1"L-Shape Rotary
HDR270	Hammer Drill Kit 1" L-Shape SDS
HDR271	DEWALT HAMMER DRILL
HDR291	BOSCH BULLDOG STS HAMMERD DRILL-EXTREME
HDR292	HAMMER DRILL
HDR293	Bosch #SDS-Max Rotary Hammer w/case
HDR294	MAKITA HAMMER DRILL
HDR295	BOCOSH BULLDOG HAMMER
HGN001	HEAT GUN-MILW
HGN002	HEAT GUN
HGN003	HEATGUN-MILW.
HGN004	HEAT GUN
HGN005	HEAT GUN
HGN006	HEAT GUN
HGN007	DEWALT HEAT GUN
HND001	2 - 14" ALUMINUM PIPE WRENCHES
HND002	BOSCH LASER DISTANCE MEASURE
HND003	Workforce 24" Bolt Cutters
HND004	16OZ CURVED CLAW HAMMER
HND005	1 SOCKET SET
HND006	BOSCH DISTANCE LASER FOR MEASURING
HND007	BOSCH LASER DISTANCE MEASURING DEVICE
HOI008	CHAIN FALL-4TON
HOI010	HOIST-LEVER-1 1/2 TON
HOI011	HOIST-MATERIAL-CHAMPION
HOI012	HOIST-3 TON LEVER-MILW
HOP001	CONCRETE HOPPER 3X3 12"
HOR001	2 Plastic Saw Horses
HOR002	PLASTIC SAW HORSES
HOR003	WOODEN SAW HORSES
HOR004	2 WOODEN SAW HORSES
HOR005	2 WOODEN SAW HORSES
HOR006	COLLAPSABLE GALVANIZED SAW HORSES
HOR007	COLLAPSABLE SAW HORSES
HOS 013	2 INCH SUCTION HOSE
HOS 014	3 INCH SUCTION HOSE- 15 ' LONG
HOS 016	250 FOOT OF COMPRESSOR HOSE
HOS001	100' COMPRESSOR HOSE
HOS002	50 FOOT 2 INCH HOSE
HOS003	100' GARDEN HOSE
HOS004	20' SUPPLY HOSE FOR FRESH AIR FAN

HOS005 200' GARDEN HOSE
HOS006 300 FOOT AIR COMPRESSOR HOSE
HOS007 2 INCH DISCHARGE HOSE- 200 FOOT
HOS008 100 FOOT OF 3 INCH HOSE
HOS009 950 FOOT OF 2 INCH DISCHARGE HOSE
HOS010 200 FOOT OF 3 INCH DISCHARGE HOSE
HOS011 200 FOOT OF 2 INCH HOSE
HOS012 200 FOOT OF 3 INCH DISCHARGE HOSE
HOS013 100 FOOT OF 2 INCH DISCHARGE
HOS015 3 INCH SUCTION HOSE-15 ' LONG
HOS017 250 FOOT OF COMPRESSOR HOSE
HOS018 300 FOOT OF GARDEN HOSE
HOS019 100 FOOT 2 INCH HOSE
HOS020 2 INCH SUCTION HOSE
HOS021 200 FOOT OF 2 " DISCHARGE HOSE
HOS022 100 ' OF ONE INCH GAS HOSE
HOS023 4- 2 GANG MANIFOLD FOR PROPANE HEATER
HOS024 50 FOOT OF 1 INCH GAS HOSE
HOS025 50'X2" BLUE PVC DISCHARGE HOSE W/MALE & FEMALE COUPLINGS (4)
HOS026 100 FOOT OF 3 INCH DISCHARGE HOSE- VINYL
HOS027 250 FOOT OF 2 INCH DISCHARGE HOSE
HOS028 150 FOOT OF 2 INCH VINYL DISCHARGE HOSE
HOS029 350 FOOT OF 3 INCH VINYL DISCHARGE HOSE
HOS030 500 FOOT OF 3 INCH BLUE VINYL DISCHARGE HOSE
HOS031 200 FOOT -2 INCH CANVAS DISCHARGE HOSE
HOS032 50FT -2" VINYL DISCHARGE HOSE
HOS033 150' GARDEN HOSE
HTL001 20 INCH HARD TROWEL
HTL002 16 INCHMAG FLOAT
HTL003 4- TEFLON WITH 2 GROOVE STAIR TROWELS
HTR001 HEATER-GAS BRYANT
HTR002 6 - MUSHROOM PROPANE HEATERS 100,000 BTU
HTR003 SOLEIL ELECTRIC HEATER-1500 WATT
HTR004 HEATER-TEMP HEAT THP1100 1.1 MILLION BTU
HTR005 PROPANE HEATER
HTR006 DEWALT 1.65K ELECTRIC HEATER
HTR007 DEWALT 1.65K ELECTRIC HEATER
HTR008 3-PELONIS 1500 WATT FORCED ELECTRIC HEATERS
HTR009 ECOCENTRIC 1500 WATT INFRARED HEATER
HTR013 HEATER-THP1400- 1.4 MILLION BTU
HTR014 SMALL ELECTRIC HEATER (PATTON)
HTR015 HEATER-THP1400- 1.4 MILLION BTU
HTR016 HEATER-THP1400- 1.4 MILLION BTU
HTR023 HEATER-TEMPHEAT THP 500 500,000 BTU
HTR024 HEATER-TEMPHEAT THP 500 500,000 BTU
HTR027 HEATER-PROPANE-200,000 BTU
HTR041 HEATER-THP1400- 1.4 MILLION BTU

HTR042 HEATER-PROPANE-225,000 BTU
HTR044 HEATER-TEMPHEAT-THP500 500,000 BTU
HTR046 HEATER-PROPANE--200,000 BTU
HTR047 HEATER-GAS
HTR048 HEATER-PROPANE
HTR050 HEATER-TEMP HEAT- THP 1100 1.1 MILLION BTU
HTR051 HEATER-PROPANE
HTR052 HEATER-PROPANE
HTR053 HEATER-PROPANE
HTR054 HEATER-PROPANE
HTR055 HEATER-PROPANE 200,000 BTU
HTR056 HEATER-PROPANE
HTR057 HEATER-PROPANE
HTR058 PROPANE HEATER-155,000 BTU
HTR059 PROPANE HEATER
HTR060 PROPANE HEATER
HTR061 PROPANE HEATER
HTR062 PROPANE HEATER
HTR063 PROPANE HEATER
HTR064 15000-25000 BTU PROPANE HEATER
HTR065 PATTON ELECTRIC HEATER
HTR070 HEATER-PROPANE 50-85000 BTU
HTR071 HEATER-PROPANE 50-85000 BTU
HTR072 HEATER-PROPANE 50-85000 BTU
HTR073 HEATER-PROPANE
HTR074 HEATER-PROPANE
HTR075 HEATER-PROPANE
HTR076 HEATER-PROPANE
HTR077 HEATER-PROPANE
HTR078 HEATER-PROPANE
HTR079 HEATER-PROPANE MUSHROOM
HTR080 HEATER-PROPANE MUSHROOM
HTR081 HEATER-PROPANE MUSHROOM
HTR082 PROPANE HEATER MUSHROOM
HTR083 MUSHROOM HEATER PROPANE
HTR084 MUSHROOM HEATER PROPANE
HTR085 GAS HEATER FOR HEATING MASON'S WATER
HTR086 DYNA GLOW PROPANE HEATER
HTR087 DYNA GLOW PROPANE HEATER
HTR088 DYNA GLOW PROPANE HEATER
HTR089 DYNA GLOW PROPANE HEATER
HTR090 DYNA GLOW PROPANE HEATER
HTR091 PROPANE HEATER-155,00 BTU
HTR092 PROPANE HEATER-155,000 BTU
HTR093 TRADESMAN TORPEDO PROPANE HEATER
HTR094 HONEYWELL ELECTRIC HEATER
HTR095 PROPANE MUSHROOM HEATER

HTR096	PROPANE MUSHROOM HEATER
HTR097	PROPANE MUSHROOM HEATER
HUB001	VERIZON WIRELESS HUB
HUB002	VERIZON WIRELESS HUB
HUB003	VERIZON WIRELESS HUB/ HOTSPOT 890L-48CO
HUB004	VERIZON WIRELESS HUB/ HOTSPOT MIFI 4620L 5F08
HUB005	VERIZON WIRELESS HUB/HOTSPOT MIFI 7730L
HUB006	VERIZON WIRELESS HUB/HOTSPOT
HUB007	VERIZON WIRELESS HUB/HOTSPOT
HUB008	VERIZON WIRELESS NETWORK EXTENDER
HUB009	VERIZON WIRELESS HUB/HOTSPOT
HUB010	VERIZON WIRELESS HUBHOTSPOT
HUB011	VERIZON WIRELESS NETWORK EXTENDER
IMP001	1/2" IMPACT WRENCH
IPW001	DEWALT 1/2 INCH DRIVE IMPACT WRENCH
JAC001	JACK-BOTTLE-20 TON
JAC002	2 TON BOTTLE JACK
JAC003	20 TON BOTTLE JACK
JCB001	JAHN CLAMPS/SCAFFOLD BRACKETS
JCB002	JAHN CLAMP SCAFFOLD BRACKETS (24)
JCL001	JAHN CLAMPS (500)
JCL002	JAHN CLAMPS - 100
JCL003	JAHN CLAMPS (600)
JCL004	JAHN CLAMPS-(750)
JCL005	JAHN CLAMPS (1000)
JCL006	JAHN CLAMPS (250)
JOH001	5 FOOT JOHNSON BAR
JOH002	5 FOOT JOHNSON BAR
KIT001	HUSKY 252 PIECE MECHANIC'S TOOL SET
LAD001	LADDER-FIBERGLASS-32'
LAD002	LADDER-FIBERGLASS-6'
LAD003	LADDER-FIBERGLASS-6'
LAD004	LADDER-FIBERGLASS-6'
LAD005	LADDER W/6 FT PLATFORM
LAD006	LADDER-FIBERGLASS-6'
LAD007	LADDER-FIBERGLASS-6'
LAD008	LADDER-FIBERGLASS-6'
LAD009	LADDER-FIBERGLASS-10 FOOT
LAD010	LADDER-FIBERGLASS-6'
LAD011	LADDER-EXT32"
LAD012	LADDER-FIBERGLASS-8'
LAD013	LADDER-FIBERGLASS-8'
LAD014	LADDER-FIBERGLASS-8'
LAD015	LADDER-FIBERGLASS-8'
LAD016	LADDER-FIBERGLASS-8'
LAD017	LADDER-FIBERGLASS-6'
LAD018	LADDER-FIBERGLASS-6'

LAD019	LADDER-FIBERGLASS-8'
LAD020	LADDER-FIBERGLASS-10'
LAD021	LADDER-FIBERGLASS-6'
LAD022	LADDER-FIBERGLASS 8'-WERNER
LAD023	LADDER-FIBERGLASS-6'
LAD024	LADDER-FIBERGLASS-8'
LAD025	LADDER-FIBERGLASS-10'
LAD026	LADDER-12'
LAD027	LADDER-10'-FIBERGLASS
LAD028	LADDER EXT-28'
LAD029	28' EXTENSION LADDER
LAD030	LADDER-10' FIBERGLASS
LAD031	24 FOOT EXTENTION LADDER
LAD032	LADDER-FIBERGLASS 8'
LAD033	8' FIBERGLASS LADDER
LAD034	10' LADDER
LAD035	6' LADDER
LAD036	6' LADDER
LAD037	8' LADDER
LAD038	8' LADDER
LAD039	8' LADDER
LAD040	16' EXT. LADDER
LAD041	32' EXTENSION LADDER
LAD042	LADDER 12' FIBERGLASS
LAD043	LADDER 6'
LAD044	LADDER 6'
LAD045	16' EXT. LADDER
LAD046	8' LADDER
LAD047	6' LADDER
LAD048	10' LADDER
LAD049	6' ladder
LAD050	6' LADDER
LAD051	12' LADDER
LAD052	12' LADDER
LAD053	6' LADDER-WERNER
LAD054	6' LADDER
LAD055	16' EXT. LADDER
LAD056	24' EXT. LADDER
LAD057	24' EXT. LADDER
LAD058	24' EXT. LADDER
LAD059	24' EXT. LADDER
LAD060	40" EXT. LADDER
LAD061	28' EXT. LADDER
LAD062	6' LADDER
LAD063	4' LADDER
LAD064	28 FOOT EXTENSION LADDER
LAD065	8' LADDER

LAD066	8' LADDER
LAD067	20' EXTENSION LADDER
LAD068	28' EXTENSION LADDER
LAD069	20' EXTENSION LADDER
LAD070	6' STEP LADDER-WERNER
LAD071	24FT. EXT. LADDER
LAD072	16FT EXTENSION LADDER
LAD073	6 FOOT STEP LADDER
LAD074	8FT STEP LADDER
LAD075	8FT STEP LADDER
LAD076	6 FOOT STEP LADDER
LAD077	8'STEP LADDER
LAD078	12' STEP LADDER
LAD079	32' EXTENSION LADDER
LAD080	20' EXTENSION LADDER
LAD081	8' STEP LADDER
LAD082	8' STEP LADDER
LAD083	4 FOOT STEP LADDER
LAD084	40' EXTENSION LADDER
LAD085	WERNER 16' EXTENSION LADDER
LAD086	4 FOOT STEP LADDER
LAD087	24 FOOT EXTENSION LADDER
LAD088	6 FOOT STEP LADDER
LAD089	8 FOOT STEP LADDER
LAD090	6 FOOT LADDER
LAM001	LAMINATE TRIMMER
LAM002	LAMINATE TRIMMER-MAKITA
LAM003	LAMINATE TRIM-PORTERCAB
LAM004	LAMINATE ROLLER
LEV001	LEVEL-WILD -A41687
LEV002	DEWALT LASER LEVEL W/ RECEIVER
LEV003	DEWALT ROTARY LASER KIT
LEV004	LEVEL-SPECTR.-24167
LEV005	LASER ROBOTOLZ RT-7610-5
LEV006	LASER-LEVEL ELECTROBEAM AEL-600
LEV007	SPECTRA 4 BEAM SELF LEVELING POCKET LASER
LEV008	DEWALT LASER WITH TRIPOD
LEV009	TOPCON-LEVEL ---TD5905
LEV010	LEVEL-LASER #731
LEV011	LEVEL-GEOTEC #810455
LEV012	LEVEL-PENTAX
LEV013	LEVEL TOPCON WITH 2 SETS OF LEGS
LEV014	LASER LEVEL #731
LEV015	LEVEL-LASER
LEV016	PENTAX PAL-3
LEV017	LEVEL-TOPCON-D34930
LEV018	LEVEL-731 LASER#70012

LEV019	RL-H3C LASER LEVEL
LEV020	LEVEL-TOPCON-TZ2664
LEV021	LEVEL-LASER
LEV022	LEVEL-TOPCON-DJ5729
LEV023	CLS INDUSTRIES INC. LASER LEVEL
LEV024	LASER LEVEL W/ RECEVIER
LEV025	LASERS FOR CONSTRUCTION (LCI)
LEV026	LEVEL-TOPCON-DJ2949
LEV027	LEICA WILD NA20
LEV028	LEVEL-AT22-602237
LEV029	LEVEL-TOPCON-SF0900
LEV030	LEVEL-LASER KIT-UP0547
LEV031	LEVEL-SQUARE LASER
LEV032	LEVEL-LASER #24167 PLS
LEV034	LEVEL-GEOTEC #431525
LEV035	LEVEL-TOPCON-TZ3090
LEV036	LEVEL-SPECTR.-1717
LEV037	SPECTRA-PRECISION-1480
LEV038	TOPCON-LEVEL V63907
LEV039	TOPCON SITE LEVEL
LEV040	AUTO 5 BEAM PLUMB, LEVEL AND SQUARE LASER TOOL
LEV041	AUTO 3 BEAM PLUMB AND LEVEL LASER TOOL
LEV042	TOPCON AUTO LEVEL AT-67
LEV043	PLS5X LASER
LEV044	STANLEY 2' LEVEL
LEV045	GEOTEC SITE LEVEL
LEV046	LEVEL LASER-CSTMP5
LEV047	ACA PLS5X AUTO5 BEAM PLUMB,LEVEL,&SQUARE LASER TOOL
LEV048	ACA PLS3 AUTOMATIC 3-BEAM PLUMB AND LEVEL LASER TOOL
LEV049	4' LEVEL
LEV050	4' LEVEL
LEV051	6 FOOT 6 INCH LEVEL
LEV055	LEVEL LASER-FOR GRADING W/RECIEVER
LEV056	5 Beam Self Leveling Laser-Stanley Fat Max
LEV057	4' WOOD LEVEL
LEV058	DAVID WHITE LASER LEVEL/ WITH RECEIVER & BRACKETS
LEV059	APACHE LASER /WITH RECIEVER,REMOTE
LEV060	ROTARY LASER
LEV061	STANLEY FAT MAX 4" LEVEL
LEV062	JOHNSON 4' LEVEL
LEV063	6'6" LEVEL
LEV064	DEWALT LASER LEVEL
LGT001	1- 500 WATT HALOGEN LIGHTS WITH STAND
LGT002	DOUBLE STANDING LIGHT- HUSKY 500 WATTS
LGT003	DOUBLE HALOGEN LIGHT-FLOOR- 500W
LGT004	SINGLE HALOGEN LIGHT-FLOOR-500 W
LGT005	HANGING 120 VOLT MERCURY VAPOR LIGHT

LGT006 HANGING 120V MERCURY VAPOR LIGHT
 LGT007 HANGING 120 VOLT MERCURY VAPOR
 LGT008 Halogen Light Stand - Twin Head 500W TWIN FORCE
 LGT009 PELICAN 9460 REMOTE AREA LIGHTING SYSTEM
 LGT010 PELICAN 9460 REMOTE AREA LIGHTING SYSTEM
 LGT011 ILLUMAGEAR HALO LIGHT (4 LIGHTS)
 LIT002 18 VOLT FLASHLIGHT-DEWALT- BATTERY POWERED
 LIT003 WORKFORCE TWIN HEAD 1000 WATT HALOGEN TELESCOPING WORK LIGHT (2)
 MAL001 STAKE MAUL
 MAL002 STAKE MAUL
 MAL003 STAKE MAUL
 MAL004 STAKE MAUL
 MAN001 45" X 36" X 48" HIGH MANBASKET
 MAN002 SUSPENDED PERSONNEL MOBILE PLATFORM
 MET001 METAL DETECTOR
 MET002 METAL MITER SAW STAND
 MIC001 MICROWAVE
 MIC002 SMALL MICROWAVE
 MIC003 SHARP MICROWAVE 1.1 CUBIC FOOT
 MIC004 SHARP MICROWAVE 1.1 CUBIC FOOT
 MIC005 SAMSUNG MICROWAVE
 MIC006 HAEIER MICROWAVE
 MIC007 GE MICROWAVE
 MIC008 SHARP CAROUSEL MICROWAVE
 MIC009 MAGIC CHEF MICROWAVE
 MIC010 MAGIC CHEF MICROWAVE
 MIC011 Magic Chef 0.7 cu. ft. Countertop Microwave in White
 MIX001 CONCRETE MIXER ELECTRIC
 MIX002 CONCRETE MIXER -ELECTRIC
 MIX003 GAS POWERED BARREL MIXER
 MON001 ALTAIR 4 GAS MONITOR
 MON002 ALTAIR 4 GAS MONITOR
 MON003 ALTAIR 4 GAS MONITOR
 MON004 Concrete Moisture Meter
 MON005 GROUND WATER MEASURING TAPE WPROBE
 MON006 ALTAIR GAS MONITOR MULTIGAS DETECTOR 4X
 MON007 ALTAIR GAS MONITOR MULTI GAS DETECTOR 4X
 MON008 ALTAIR GAS MONITOR MULTI GAS DETECTOR 4X
 MON009 ALTAIR GAS MONITOR MULTI GAS DETECTOR 4X
 MOP001 MOP BUCKET & MOP
 MOP002 MOP & BUCKET
 MOP003 MOP & BUCKET
 MOP004 MOP& BUCKET
 MOP005 MOP WITH WET SIGN
 MOP006 3-MOP BUCKETS AND 3-MOPs
 MOP007 MOP BUCKET & MOP
 MOP008 MOP AND BUCKET

MOP009	MOP AND BUCKET
MOP010	DUST MOP 24"
MOP011	3- 3 FOOT DUST MOPS
MOP012	MOP AND BUCKET
MOP013	MOP AND BUCKET
MOP014	MOP AND BUCKET
MOR001	MORTISER-PORTERCABLE
NAL001	PASLODE TRIM NAILER-16 GAUGE STRAIGHT
NAL002	NAILER-IMPULSE 16 GAUGE FINISH
NAL003	PASLODE IMPULSE NAILER
NAL004	DEWALT 18V. NAILER
NAL005	PASLODE IMPLUSE NAILER -STRAIGHT 16 GAUGE FINISH
NAL006	NAILER-ANGLE
NAL007	PASLODE IMPULSE NAILER FINISHING - STRAIGHT
NAL008	NAILER-TRACKFAST
NAL009	FRAMING NAILER
NAL010	PASLODE-IMPULSE NAILER-FRAMING
NAL011	PASLODE FRAMING NAILER
NAL012	BOSTITCH FRAMING NAILER (AIR)
NAL013	PASLODE FRAMING NAILER 30 degree
NAL014	PASLODE FINISH NAILER-STRAIGHT 16 GAUGE
NAL015	FRAMING NAILER
NAL016	PASLODE FRAMING NAILER
NAL017	PASLODE FRAMING NAILER 30 DEGREE
NAL018	FINISH NAILER 18 GAUGE (PASLODE)
NAL019	PASLODE FRAMING NAILER-30 DEGREE
NAL020	ELECTRIC BRAD NAILER-NAILMASTER 2
NAL021	PASLODE FRAMING NAILER
NAL022	PASLODE CORDLESS FRAMING NAILER
NAL023	PASLODE 30 DEGREE FRAMING NAIL GUN
NAL024	PASLODE 30 DEGREE FRAMING NAIL GUN
NAL025	PASLODE FRAMING NAIL GUN
NAL026	BOSTITCH AIR NAIL GUN
NAL027	PASLODE IMPULSE STRAIGHT TRIM NAILER
NAL028	PASLODE IMPULSE STRAIGHT TRIM NAILER
NAL029	HITACHI NAIL GUN-2 1/2 inch coil nailer-COMPRESSED AIR
NAL030	RYOBI 18 GAUGE BATTERY TRIM NAILER
NAL031	RYOBI 18 GAUGE BATTERY TRIM NAILER
NAL032	BRAD NAILER DEWALT 20V CORDLESS
PAL001	PALLET JACK-BT LIFT
PAL002	PALLET TRUCK NARROW
PAL003	PALLET JACK
PFT001	PORTABLE FUEL TANK 100GL.
PFT002	PORTABLE FUEL TANK 100 GAL.
PHD001	Post hole digger
PHD002	POST HOLE DIGGER-L.B.
PHD003	POST HOLE DIGGER

PHD004	POST HOLE DIGGER
PHD005	POST HOLE DIGGER
PHD006	POST HOLE DIGGER
PHN	CISCO IP PHONE
PHN001	JOBSITE PHONE
PHN002	CISCO PHONE
PHN003	JOBSITE PHONE
PHN004	JOBSITE PHONE
PHN005	JOBSITE PHONE
PHN006	JOBSITE PHONE
PHN007	JOBSITE PHONE
PHN008	JOBSITE PHONE
PHN009	JOBSITE PHONE
PHN010	JOBSITE PHONE
PHN011	JOBSITE PHONE
PHN012	JOBSITE PHONE
PHN013	JOBSITE PHONE
PHN014	JOBSITE PHONE
PHN015	JOBSITE PHONE
PHN016	CISCO PHONE
PHN017	JOBSITE PHONE
PHN018	JOBSITE PHONE
PHN019	JOBSITE PHONE
PHN020	JOBSITE PHONE
PHN021	JOBSITE PHONE
PHN022	CISCO PHONE
PHN023	JOBSITE PHONE
PHN024	JOBSITE PHONE
PHN025	JOBSITE PHONE
PHN026	JOBSITE PHONE
PHN027	CISCO IP PHONE
PHN028	JOBSITE PHONE
PHN029	JOBSITE PHONE
PHN030	JOBSITE PHONE
PHN031	JOBSITE PHONE
PHN032	JOBSITE PHONE
PHN033	JOBSITE PHONE
PHN034	CISCO SYSTEMS IP PHONE
PHN035	JOBSITE PHONE
PHN036	JOBSITE PHONE
PHN037	JOBSITE PHONE
PHN038	JOBSITE PHONE
PHN039	JOBSITE PHONE
PHN040	CISCO PHONE
PHN041	JOBSITE PHONE
PHN042	JOBSITE PHONE
PHN043	JOBSITE PHONE

PHN044 JOBSITE PHONE
PHN045 JOBSITE PHONE
PHN046 GE PHONE
PHN048 CISCO IP PHONE 7905 SERIES
PHN049 CISCO IP PHONE 7905 SERIES
PHN050 CISCO IP PHONE 7940 SERIES
PHN051 CISCO IP PHONE 7940 SERIES
PHN052 CISCO IP PHONE 7940 SERIES
PHN053 CISCO IP PHONE 7940 SERIES
PHN054 CISCO JOBSITE PHONE
PHN055 CISCO JOBSITE PHONE
PHN056 CISCO JOBSITE PHONE
PHN057 CISCO JOBSITE PHONE
PHN058 CISCO JOBSITE PHONE
PHN059 CISCO JOBSITE PHONE
PHN060 CISCO JOBSITE PHONE
PHN061 CISCO JOBSITE PHONE
PHN062 CISCO JOBSITE PHONE
PHN063 CISCO IP PHONE
PHN064 CISCO IP PHONE
PHN065 CISCO IP PHONE 7940 SERIES
PHN066 CISCO 7905 SERIES
PHN067 CISCO IP PHONE
PHN068 2 MOTOROLA CORDLESS PHONES
PHN069 CISCO IP PHONE
PHN070 CISCO IP 7905 SERIES
PHN071 POLYCOM DESK PHONE UNIT
PIN001 HAIR PINS (200)
PIN003 300 HARE PINS
PIN004 HARE PINS 300
PIN005 HAIR PINS 200
PIP001 100' Straight Pipe Screed
PIP002 200' Pipe Screed
PIP003 2-20 FOOT PIPE SCREEDS
PLA001 PLATE JOINER-DEWALT
PLA002 RYOBI BISCUIT JOINTER
PLK 003 PICK MATTOX
PLK001 PICK
PLK002 1 PICK MATTOX
PLK004 PICK MATTOX
PLN002 PLANER BOSCH
PLN003 WOOD PLANER
PLN004 PLANER-PORTERCABLE
PLN005 PLANER DEWALT
PLN006 PLANER-PORTERCABLE
PLN007 PLANER-BOSCH
PLN008 PLANER-MAKITA

PLN009	PLANER-MAKITA
PLN010	PLANER PORTER CABLE
PLN011	Bosch planer
PLN016	PLANER-MAKITA
PLN017	PLANER-STANLEY
PLN019	PLANER-DEWALT
PLN020	PLANER-MIKITA
PLN021	PLANER-PORTERCABLE
PLN025	PLATE-JOINER
PLN049	BOSCH PLANER
PLN050	PLANER DOOR -ALTA
PLN051	BOSCH PLANER
PMP001	4" TRAILER PUMP
PMP002	2" THRASH PUMP
PMP003	SUMP PUMP 1/6 HP
PMP004	2"ELECTRIC PUMP
PMP005	2" ELECTRIC PUMP
PMP006	2" ELECTRIC PUMP
PMP007	2" ELECTRIC DEWATERING PUMP WITH FLOAT
PMP008	2" ELECTRIC DEWATERING PUMP
PMP009	3 INCH TSURNAMI PUMP ELECTRIC 220 VOLT
PMP010	3 INCH TSURNAMI PUMP ELECTRIC 220 VOLT
PMP011	3 INCH TSURNAMI ELECTRIC PUMP 220 VOLT
PMP012	1 1/2 INCH SUBMERSIBLE PUMP
PMP013	CHICAGO PNEUMATIC HYDRAULIC PUMP- 3"
PMP014	CHICAGO PNEUMATIC HYDRAULIC PUMP- 3"
PMP015	TSURNAMI DIAPRHAGM PUMP- 3"
PMP016	PUMP 3" GAS-WACKER
PMP017	AQUAPRO 1/4HP SUBMERSIBLE UTILITY PUMP
PMP018	WHITE DIAMOMD HYDRAULIC PUMP- 3"
PMP019	KENRICH HAND GROUT PUMP
PMP020	2 INCH ELECTRIC PUMP
PMP021	2 INCH ELECTRIC PUMP
PMP022	TSURUMI 2 INCH GAS PUMP
PMP023	3 INCH GAS PUMP
PMP024	1/3 HP RIDGID PUMP
PMP025	EVERBILT UTILITY PUMP
PMP026	2 INCH PUMP
PMP027	2 INCH PUMP
PMP034	PUMP 2" ELECTRIC
PMP050	2" GAS PUMP
PMP051	PUMP-KOSHIN 2"-SUMP
PMP055	2 INCH SUBMERSIBLE PUMP
PMP056	2 INCH ELECTRIC PUMP
PMP057	PUMP-SUB-2"- 2/3 HP
PMP058	PUMP-SUMP-KOSHIN 2"
PMP061	PUMP-GAS 2"-TSURUMI

PMP064	2" ELECT. PUMP
PMP065	2 INCH ELECTRIC PUMP
PMP066	PUMP-UTILITY 1"1/2
PMP067	2" ELECT. PUMP
PMP068	2" ELECT. PUMP
PMP069	2" ELECTRIC PUMP
PMP070	2" GAS PUMP HONDA
PMP071	2 " ELECT. PUMP
PMP072	2" ELECT. PUMP-TSURNAMI WITH FLOAT
PMP073	1/4HP ELECTRIC PUMP
PMP074	RIDGID 1HP SUBMERSIBLE PUMP
PMP075	TSURMI 2" SUMP PUMP
PMP099	WACKER PS 400 2"
PMP100	2" ELECT. PUMP
PMP101	2" ELECT. PUMP
PMP102	2" TSUNMI GAS PUMP
PMP103	2" TSURUMI GAS PUMP
PMP104	2" ELECTRIC PUMP- WITH FLOAT
PMP105	1/6HP, 1470 GPH Submersible Utility Pump
PMP106	SUPERIOR 1/4H.P. SUMP PUMP
PMP107	SUPERIOR 1/4 H.P. SUMP PUMP
PMP108	!4 HORSE POWER PUMP
PMP109	RIGID 1/4 HP SUBMERSIBLE UTILITIY PUMP
PMP110	FLOTEC 1/6 HP SUBMERSIBLE UTILITY PUMP
PMP111	FLOTEC 1/6HP SUBMERSIBLE UTILITY PUMP
PMP112	FLO TECH SUBMERSIBLE UTILITY PUMP
PMS001	6"X20' SUCTION HOSE
PMS002	2" DICARGE HOSE (300')
PMS003	4"X20' SUCTION HOSE
PMS005	2"X50'CANVAS DISCHG (100')
PMS006	2"X50'CANVAS DISCHG(6)
PMS007	500' -2" DISCHARGE HOSE
PMS008	200' DISCHARGE HOSE
PMS009	2" DISCHARGE WATER HOSE 1000'
PMS010	2" WATER HOSE 150'
PMS011	2" WATER HOSE 200'
PMS012	2" WATER DISCHARGE HOSE (100) FT
PMS013	50' CANVAS 2" WATER DISCHARGE HOSE
PMS014	2" WATER HOSE 100'
PMS015	2" WATER DISCHARGE HOSE (50')
PMS016	250' RUBBER DISCHARGE HOSE 1 1/2"
PMS017	100' 3" PUMP HOSE
PMS018	200' 2" pump hose
PMS040	100' 2" PUMP HOSE
PMS041	200' 2" PUMP HOSE
POL001	Story Pole
POL002	STORY POLE 25 FOOT -- IN TENTHS

POL003	STORY POLE
POL004	ADJUSTABLE POLE SHORE--6 OF THEM
POL005	ADJUSTABLE POLE SHORE - 2
PRO001	UNIVERSAL PUMP PROBE (ALTAIR GAS MONITOR)
PRT001	PRINTER LEMARK E234
PRT002	LEXMARK PRINTER
PRT003	LEXMARK PRINTER
PRT004	LEXMARK PRINTER
PRT005	LEXMARK PRINTER
PRT006	BROTHER PRINTER
PRT007	BROTHER PRINTER
PRT008	HP ALL IN ONE PRINTER
PRT009	HP LAZER JET PRINTER
PRT010	HP LAZER JET PRINTER
PRT011	RICOH LAZER PRINTER
PRT012	EPSON SCANNER
PRT013	HP SCANNER
PRT014	PRINTER HP
PRT015	BROTHER MFC -7340 LSER
PRT016	LEXMARK E234 PRINTER
PRT017	H EWLETT PACKARD COLOR PRINTER
PRT018	LEXMARK PRINTER
PRT019	PANASONIC PRINTER
PRT020	HP LASERJET PRINTER
PRT021	KYOCERA C5200 DN PRINTER
PRT022	HEWLETT PACKARD OFFICE JET 4500 PRINTER
PRT023	HEWLETT PACKARD DESK JET
PRT024	SAMSUNG PRINTER
PRT025	HEWLETT PACKARD PRINTER
PRT026	HEWLETT PACKARD PRINTER
PRT027	SAMSUNG MONO LASER PRINTER
PRT028	HP LASERJET PRO
PRT029	HP LaserJet Printer
PRT030	HP OFFICE JET PRINTER COPIER SCANNER
PRT031	BROTHER PRINTER/COPIER
PRT032	HP OFFICE JET 4620
PRT033	EPSON XP 400
PRT034	HP OFFICEJET J6480 ALL IN ONE
PRT035	BROTHER PRINTER
PRT036	HP OFFICE JET 7612 WIDE
PRT037	BROTHER PRINTER
PRT038	BROTHER FACSIMILE TRANSCEIVER AND COPIER
PRT039	HP OFFICEJET PRO 7740- ALL IN 1 PRINTER
PRU 036	TREE PRUNER
PRU001	JOBSITE PHONE ROUTER
PRU002	PHONE ROUTER
PRU003	PHONE ROUTER

PRU004	PHONE ROUTER
PRU005	PHONE ROUTER
PRU006	PHONE ROUTER
PRU007	PHONE ROUTER
PRU008	PHONE ROUTER
PRU009	PHONE ROUTER
PRU010	PHONE ROUTER
PRU011	PHONE ROUTER
PRU012	PHONE ROUTER
PRU013	PHONE ROUTER
PRU014	PHONE ROUTER
PRU015	PHONE ROUTER
PRU016	PHONE ROUTER
PRU017	PHONE ROUTER
PRU018	PHONE ROUTER
PRU019	PHONE ROUTER
PRU020	PHONE ROUTER
PRU021	PHONE ROUTER
PRU022	PHONE ROUTER
PRU023	PHONE ROUTER
PRU024	PHONE ROUTER
PRU025	PHONE ROUTER
PRU026	PHONE ROUTER
PRU027	PHONE ROUTER
PRU028	PHONE ROUTER
PRU029	PHONE ROUTER
PRU030	PHONE ROUTER
PRU031	CISCO 800 SERIES ROUTER
PRU032	CISCO 800 SERIES ETHERNET
PRU033	CISCO800 SERIES ETHERNET
PRU034	Cisco Phone/Internet Router
PRU035	CISCO PHONE ROUTER
PRU036	CISCO PHONE ROUTER
PRU037	CISCO PHONE ROUTER
PRU038	Cisco Phone Router
PRU039	PHONE ROUTER
PRU040	CISCO SYSTEMS PHONE ROUTER
PRU041	AT&T PHONE ROUTER
PRU042	CISCO SYSTEMS PHONE ROUTER
PRU043	LINKSYS RANGEPLUS WIRELESS ROUTER
PRU044	Hewlett Packard Network Switch
PRY001	4' PRY BAR
PRY002	4' PRY BAR
PRY003	4 FOOT PRY BAR W/45 DEGREE HOOK
PRY004	5 FOOT RAILROAD BAR
PRY005	1 PRY BAR WITH NAIL PULLER
PRY006	6 PINCH BARS- 5 FOOT (RAILROAD BARS)

PRY007	PRECAST BAR
PRY008	6 FOOT PRY BAR
PST002	Fence Post Pounder
PST003	25 FENCE POSTS
PST004	(6) FENCE POSTS
PUL001	CABLE PULLERS AND COME ALONG
PUL002	CABLE PULLER- COME ALONG
PUL003	COME ALONG WITH CABLE PULLERS-PORK CHOPS
PUL004	10" WELL WHEEL PULLEY
PUL005	20 FOOT COME ALONG-CABLE PULLERS
PUL006	10 INCH WELL WHEEL
PUL007	CHAIN LEVER HOIST- 1.5 TON
PUL008	(2) 125* HAVEN GRIP CABLE PULLERS
RAC001	PLAN RACK
RAC002	PLAN RACK
RAC003	PLAN RACK
RAC004	PLAN RACK
RAC005	PLAN RACK
RAC006	PLAN RACK
RAC007	PLAN RACK
RAC008	PLAN RACK-12 HOLDERS
RAC009	PLAN RACK
RAC010	12 HOLDER PLAN RACK
RAC011	BOW RAKE
RAC012	LANDSCAPE RAKE 36"
RAD0	2-WAY RADIO
RAD001	MOTOROLA XPR 7350 I/S UHF 4W NKP GPS
RAD002	MOTOROLA XPR 7350 I/S UHF 4WNKP GPS
RAD003	MOTOROLA XPR 7350 I/S UHF 4W NKP GPS
RAD004	MOTOROLA XPR 7350 I/S UHF 4W NKP GPS
RAD005	MOTOROLA XPR 7350 I/S UHF 4W NKP GPS
RAD006	MOTOROLA XPR 7350 I/S UHF 4W NKP GPS
RAD007	KENWOOD TK-3402U16P
RAD008	KENWOOD TK-3402U16P
RAD009	KENWOOD TK-3402U16P
RAD010	KENWOOD TK-3402U16P
RAD011	RADIOS-SET OF 2
RAD012	RADIOS-SET OF 2
RAD013	2-WAY RADIO
RAD014	2-WAY RADIO
RAD015	2-WAY RADIO
RAD016	2 WAY RADIO
RAD017	2 WAY RADIOS- 10
RAD018	MOTOROLA XPR 7350IS XPR7350
RAM	
RAM001	RAMSET POWDER GUN
RAM002	NAILER-TRACKFAST

RAM003	RAMSET-HILTI DX351
RAM004	RAMSET POWDER GUN
RAM005	HILTI-350
RAM006	TRAK IT TRAKFAST
RAM007	RAMSET POWDER GUN DX460
RAM008	POWDER GUN DX460
RAM009	HILTI DX460-MX POWDER ACTUATED TOOL
RAM010	RAMSET-HILTI-DX36M
RAM011	RAMSET-TRACKFAST
RAM013	RAMSET-RED TRACKFAST
RAM014	HILTI DX 350 RAMSET-POWDER ACTUATED
RAM017	RAMSET-TRACKFAST-LONG
RAM021	RAMSET-POWDER GUN
RAM022	RAMSET-TRACKFAST
RAM023	RAMSET-SEMI AUTO-27CAL
RAM024	RAMSET-HILTI-DX36M
RAM025	RAMSET-HILTI-DX36M
RAM027	RAMSET-TRACKFAST
RAM028	RAMSET-TRACKFAST
RAM029	HILTI DX350-POWDER GUN
RAM030	TRACKFAST
RAM032	TRAKFAST
RAM033	HILTI DX-460 MX POWDER ACTUATED TOOL
RAM034	HILTI GX-120 (Gas Actuated)
RAM035	X-PT460 MODULAR POLE TOOL
RAM036	HILTI GX-120 TRAC FAST GUN
RAM037	MILWAUKEE SHARP FIRE POLE EXTENSION
RAM038	GX-120 GAS ACTUATED TOOL
RCN001	RECON DATA COLLECTOR
REB001	MAX REBAR TYING GUN
RET001	20' SALA RETRACTABLE-STEEL CABLE
RET002	20' SALA RETRACTABLE-CLOTH
RET003	8 FOOT SALA RETRACTABLE
RET004	50 MILLER RETRACTABLE-CLOTH
RET005	9 FOOT MILLER RETRACTABLE
RET006	25 FOOT RETRACTABLE-CABLE
RET007	50 FOOT MILLER RETRACTABLE-CLOTH
RET008	20 FOOT CLOTH RETRACTABLE
RET009	THOR RETRACTABLE LIFELINE-20 FOOT
RET010	MILLER 50 FOOT RETRACTABLE-STEEL CABLE
RET011	25 FOOT STEEL CABLE-SPIDER RETRACTABLE
RET012	MILLER 20 FOOT STEEL RETRACTABLE LIFELINE
RET013	MILLER 20 FOOT STEEL RETRACTABLE LIFELINE
RET014	PROTECTA 20 FOOT STEEL CABLE RETRACTABLE
RET015	50' CABLE RETRACTABLE GUARDIAN
RNG001	D-RING---10 foot
RNG002	10 FOOT D RING

RNG003 10 FOOT D RING
RNG004 10 FOOT D RING
RNG005 10 FOOT D RING
RNG006 10 FOOT D RING
RNG007 10 FOOT D RING
RNG008 3 FOOT D RING
RNG009 6- 10 FOOT D RINGS
RNG010 3 FOOT D RING
RNG011 10 FOOT D RING
RNG012 10 FOOT D RING
RNG013 3 FOOT D RING
ROP001 75 FOOT TIE OFF ROPE W/ MANUFACTURED LOOP- 3/4 INCH
ROP002 100 FOOT YELLOW 3/4 NYLON ROPE
ROP003 25 FOOT ROPE GRAB-
ROP004 25 FOOT ROPE GRAB
ROP005 100 FOOT OF 3/4 INCH NYLON ROPE
ROU001 ROUTER-BOSCH
ROU002 ROUTER BOSCH
ROU009 ROUTER
ROU010 ROUTER-PORTERCABLE
ROU011 ROUTER-PORTERCABLE
ROU012 ROUTER-PORTERCABLE
ROU013 ROUTER-BOSCH
ROU015 ROUTER
ROU020 ROUTER -PORTER CABLE
ROU021 ROUTER- PORTER CABLE
RRAM037 GX-120 GAS-ACTUATED TOOL
RTU001 TRANE AIR CONDITIONER-WEST SIDE-SMALLER UNIT
RTU002 TRANE AIR CONDITIONER-EAST SIDE- LARGER UNIT-35 ton
SAN001 SANDER-FLOOR-CLARK
SAN002 SANDER-FLOOR-CLARK
SAN003 SANDER-FLOOR-CLARK
SAN004 FLOOR SANDER
SAN005 SANDER-FLOOR-CLARK
SAN006 SANDER BOSCH
SAN007 DEWALT PALM SANDER
SAN008 SANDER-EL BELT-MAKITA
SAN009 5 INCH RANDOM ORBITAL PALM SANDER
SAN014 SANDER-PORTERCABLE
SAN019 3X21 BELT SANDER-PORTERCABLE
SAN020 SANDER-BELT-PORTERCABLE
SAN021 SANDER-DISC-MILW
SAN023 SANDER-BELT-PORTERCABLE
SAN027 SANDER-FLOOR-TA0889
SAN030 DEWALT PALM SANDER
SAN031 SANDER-BELT-MAKITA
SAN032 SANDER-BELT-PORTERCABLE

SAN033 BELT SANDER MAKITA
SAN034 SANDER-BELT-BOSCH
SAN036 SANDER-BELT-BOSCH
SAN037 SANDER-BELT-RYOBI 3 X 18
SAN038 SANDER-BELT-RYOBI 3 X 18
SAN039 BELT SANDER-DEWALT
SAN040 BELTSANDER--PORTERCABLE
SAN050 BELT SANDER-BOSCH
SAN051 SANDER ORBIT PORTER CABLE
SAN052 BELT SANDER-MILW.
SAN053 PALM SANDER-MIKITA
SAN054 PALM SANDER-MILW.
SAN055 PALM SANDER-MILW
SAN056 5 INCH ORBITAL SANDER-MAKITA
SAN057 PALM SANDER-DEWALT
SAN058 SANDER-FLOOR -CLARK
SAN059 SANDER 6" ORBIT.--PORTERCABLE
SAN060 SANDER BELT--PORTERCABLE-VARIABLE SPEED-3X21 BELT
SAN061 SANDER-PALM----PORTERCABLE
SAN062 BELT SANDER
SAN063 BELT SANDER
SAN064 DEWALT PALM SANDER
SAN065 RYOBI ORBITAL PALM SANDER
SAN066 3X18" BELT SANDER/ RIDGID
SAN067 RIDGID PALM SANDER
SAN068 RIDGID PALM SANDER
SAN069 BOSCH PALM SANDER
SAN070 DREMEL TRIANGLE CORNER SANDER
SAW000 CHAINSAW-STIHL 025
SAW001 SAW--FLOOR ELECTRIC- DO NOT USE ELECTRIC ISSUE!!!!!!!!!!
SAW002 SOFF-CUT SAW- GS-400
SAW003 CONCRETE CHAIN SAW-PARTNER K950 ACTIVE
SAW004 SAW-AIR-#ATF05301
SAW005 SAW-TARGET-FLOOR
SAW006 TARGET CS 18 WALK BEHIND CONCRETE SAW
SAW007 STIHL CUTOFF SAW-with hose attachment
SAW008 HILTI ELECTRIC 12" CUT OFF SAW W/ VAC. ATTACHMENT
SAW009 SAW-STIHL QUICK CUT 16"
SAW010 PNEUMATIC 14" SAW-HUSQVARNA
SAW011 SKIL SAW
SAW012 6 1/4 INCH VS PLUNGE SAW
SAW013 SAW-STIHL #140337798
SAW014 RIDGID 7 1/4 SKIL SAW
SAW015 SAW-BOSCH-CONCRETE-ELECT
SAW016 SAW PARTNER-STIHL
SAW017 SAW ELECTRIC PARTNER--BOSCH
SAW018 SKILSAW MAG77

SAW019 SAW-CUTOFF-ELECTRIC
SAW020 RYOBI 7 1/4 MITER SAW
SAW021 JIGSAW BOSCH
SAW022 STIL CONCRETE SAW
SAW023 SAW-TARGET-ELECT #224461
SAW024 PARTNER SAW STIHL TS400
SAW025 SAW-PARTNER-BOSCH
SAW026 SAW-CONC CUT OFF-STIHL
SAW027 PARTNER SAW
SAW028 SAW STIHL CONCRETE SAW
SAW029 STIHL CONCRETE SAW TS 400
SAW030 STHIL TS 420 CONCRETE SAW- 14 INCH
SAW031 SAW-PARTNER 14"
SAW032 STIHL CONCRETE SAW- TS420
SAW033 SAW-STIHL
SAW034 STIHL CONCRETE SAW 14"
SAW035 MILWAUKEE SUPER SAWZALL
SAW036 CUTOFF SAW ELECT.-MILW
SAW037 CUTOFF SAW ELECT.-B/D
SAW038 CUTOFF SAW ELECT.-HITACHI
SAW039 CUTOFF SAW ELECT.-B/D
SAW040 CUTOFF SAW ELECT.-RYOBI
SAW041 MAKITA JIG SAW
SAW042 PORTER CABLE SAW ALL
SAW043 RYOBI 7 1/4 COMPOUND MITER SAW
SAW044 RYOBI 7 1/4 MITER SAW
SAW045 CUTOFF SAW ELECT.-DEWALT
SAW046 RYOBI 7 1/4 COMPOUND MITER SAW
SAW047 RYOBI JIGSAW
SAW048 HITACHI CORDLESS SAWZALL
SAW088 SAW-CONCRETE ELEC.-BOSCH
SAW097 PARTNER SAW- STIHL
SAW100 SAW -DELTA-TABLE
SAW101 SAW-TABLE-BOICE
SAW102 TABLE SAW 10"
SAW103 MAKITA TABLE SAW - 10 inch
SAW108 SAW-TABLE-DELTA
SAW110 SAW-TABLE-MAKITA
SAW111 10" TABLE SAW
SAW115 SAW-TABLE-MAKITA 10 INCH
SAW116 SAW-TABLE-DELTA
SAW117 SAW-TABLE-SKIL
SAW118 SKIL TABLE SAW- 10 INCH
SAW119 MILWAUKEE SAWZALL-JUNK
SAW120 TABLE SAW-RYOBI 10"
SAW121 TABLE SAW 10"
SAW122 HILTI DCH-EX 300 CONCRETE SAW

SAW123 SKILSAW
SAW124 CORDLESS RIDGID 18VOLT SAW
SAW125 SKILSAW
SAw126 SKILSAW
SAW200 SAW-MITER BOX-HITACHI
SAW201 12" COMPOUND MITER SAW
SAW204 SAW-EL-CHOP
SAW205 SAW-MITER-MAKITA
SAW206 SAW-EL-CHOP
SAW208 SAW-MITER 14" -MIKITA
SAW209 MITER SAW
SAW211 SAW-CHOP-HITACHI
SAW213 SAW-EL-CHOP
SAW214 12" mikita miter saw
SAW216 SAW-COMPOUND-10" -DELTA
SAW217 RYOBI MITER SAW 10"
SAW218 SAW-MITER 10"-HITACHI
SAW219 MITER SAW MIKITA
SAW220 SAW-MITER COMPOUND-12 BOSCH
SAW221 SAW-TRIM
SAW222 SAW-MITER COMPOUND SLIDE -12 INCH
SAW223 SAW-TRIM
SAW224 SAW-TRIM
SAW225 SAW CHOP-DEWALT
SAW226 SAW-MITER 14"-MAKITA
SAW227 SAW-MITER-COMPOUND 10
SAW228 SAW-MITER-BOSCH
SAW229 MITER SAW 10" -DELTA
SAW230 COMPOUND SLIDE MITER SAW 8 INCH
SAW300 SAW-PORTA BAND
SAW301 BOSCH JIG SAW
SAW303 SAW-JIG-BOSCH
SAW305 BOSCH JIG SAW
SAW310 BOSCH JIG SAW
SAW311 SAW-JIG-SKIL- DEWALT
SAW314 SAW-JIG-BOSCH
SAW316 SAW-CRDLS-MAKITA
SAW317 ROTOZIP ROTOSAW-DRYWALL
SAW318 DRYWALL ROUTER
SAW319 DEWALT ORBITAL JIGSAW
SAW320 JIGSAW BOSCH
SAW321 JIG SAW BOSCH
SAW322 SAW-JIG-BOSCH
SAW324 SAW-JIG-BOSCH
SAW325 SAW-JIG-BOSCH
SAW326 SAW-JIG-BOSCH
SAW327 SAW-PORTABAND-MILW.

SAW328	SAW-DRYWALL-ROTOZIP
SAW329	SAW-DRYWALL-BOSCH
SAW330	SAW-DRYWALL-BOSCH
SAW332	SAW-DRYWALL-DEWALT
SAW333	SAW -DRYWALL-PORTER CABLE
SAW334	SAW - DRYWALL-ROTOZIP
SAW335	SAW DRYWALL-BOSCH
SAW336	SAW DRYWALL---ROTOZIP
SAW337	DRYWALL SAW ROTOZIP
SAW338	DRYWALL SAW
SAW339	DRYWALL SAW
SAW340	ROTOZIP DRYWALL SAW
SAW341	ROTOZIP DRYWALL SAW
SAW342	ROTOZIP DRYWALL SAW
SAW343	SKIL SAW
SAW400	SAWZALL MILW.
SAW403	SAWZALL-MILW
SAW421	SAWZALL-MILW
SAW436	SAWZALL-MILW-SUPER
SAW437	SAWZALL- MILW.
SAW438	SAWZALL-MILW
SAW439	SAWZALL MILW.
SAW440	SAWZALL-BOSCH-ORBITAL
SAW441	SAWZALL-MILW
SAW446	SAWZALL-SUPER W/CASE
SAW447	SAWZALL-SUPER-QUIK LOK
SAW448	SAWZALL-SUPER KIT
SAW449	SAWZALL-MILW-SUPER
SAW450	SAWZALL-MILW-SUPER
SAW451	SAWZALL-MILW-SUPER
SAW454	SAWZALL-MILW
SAW455	SAWZALL-MILW
SAW456	SAWZALL-MILW
SAW457	SAWZALL-MILW
SAW459	SAWZALL-BOSCH
SAW460	SAWZALL-CRDLS-DEWALT
SAW461	SAWZALL-BOSCH
SAW462	SAWZALL-MILW.
SAW463	SAWZALL-PORTERCABLE
SAW464	SAWZALL-MILW
SAW465	MIKATA SAW ZALL
SAW471	SAWZALL - MILW.
SAW472	SAWZALL - B/D
SAW473	SAWZALL - MILW.
SAW474	SAWZALL-MILW.
SAW475	SAWZALL - MILW.
SAW476	SAW-ZALL MILW.-JUNK

SAW477	SAW ZALL MILW.
SAW478	SAWZALL MILW.
SAW479	MILWAUKEE SAWZAW
SAW501	SAW-BUCK-ROCKWELL
SAW600	SAW-SKIL
SAW601	SKIL SAW
SAW602	SAW-SKIL
SAW603	SKIL SAW
SAW604	SAW-SKIL
SAW605	SKIL SAW
SAW606	SKIL SAW
SAW607	SAW-SKIL
SAW608	SKIL SAW
SAW609	SKIL SAW
SAW613	SAW-SKIL
SAW614	SKIL SAW
SAW615	SAW-SKIL
SAW616	SAW-SKIL
SAW618	SAW-SKIL
SAW620	SKIL SAW
SAW621	SKIL SAW
SAW622	SAW-SKIL
SAW623	SAW-SKIL
SAW624	SKIL SAW
SAW627	SAW-SKIL
SAW634	SAW-SKIL
SAW635	SAW-SKIL
SAW648	SAW-MILW
SAW649	SKIL SAW
SAW650	SAW-SKIL
SAW651	SAW-SKIL
SAW653	SAW-SKIL
SAW654	MITER SAW
SAW663	SAW-SKIL
SAW665	SAW-SKIL
SAW667	SAW-SKIL-WORM DRV-7 1/4"
SAW668	SAW-SKIL
SAW669	SAW-SKIL
SAW673	SAW-SKIL-WORM DRIVE
SAW675	SAW-SKIL-WORM DRIVE
SAW678	SAW-MAGNESIUM-WORM DR
SAW679	SAW-SKIL
SAW680	SAW-SKIL
SAW681	SAW-SKIL
SAW682	SAW-SKIL
SAW683	SAW-SKIL
SAW686	SAW-SKIL

SAW687 MILWAUKEE SAWZALL (HEAVY-DUTY)
SAW695 SAW-SKIL
SAW700 SKIL-TRIM SAW
SAW701 SAW - SKIL
SAW702 SKIL SAW
SAW703 DEWALT 10" MITRE BOX
SAW705 SAW SKIL
SAW709 SKIL SAW
SAW710 SAW SKIL
SAW711 SAW 4-3/8 -MAKITA
SAW712 SAW SKIL LEFT HAND MILW.
SAW713 SAW SKIL
SAW714 SAW SKIL
SAW715 SAW SKIL
SAW716 SAW-SKIL
SAW717 SKIL SAW
SAW718 SKIL SAW WORM DRIVE
SAW719 7.25 WORM DRIVE SAW SKILSAW
SAW720 MILWAUKEE SAWZALL
SAW721 MILWAUKEE SAWZAW
SAW722 WORM DRIVE SKIL SAW
SAW723 Milwaukee Cordless 18V Sawzall
SAW800 MAKITA 12" MITRE BOX SAW
SAW801 DEWALT 10" COMPOUND MITER SAW
SAW802 RYOBI 10" TABLE SAW
SAW803 MILWAUKEE 10" COMPOUND SLIDE MITRE SAW
SAW804 RYOBI 10" TABLE SAW
SAW805 MILWAUKEE SAWSZAW
SAW819 SKIL SAW
SAW820 SKIL SAW
SAW821 Dewalt 18V Cordless Circular Saw
SAW900 SKILSAW
SAW901 SKILL SAW
SAW902 MILWAUKEE SAWZALL 15AMP HEAVY DUTY
SAW903 6 1/4 VS PLUNGE SAW
SCA001 SKYJACK SCISSOR LIFT # 2616
SCA002 BAKER SCAFFOLD- 2 SECTIONS
SCA003 1 SET OF BAKER SCAFFOLD
SCA004 SKYJACK LIFT #2908
SCA005 4-5' SECTIONS,4-3' SECTIONS,5 BRACES,8 FEET,8 POSTS,10 PLAN
SCA006 HEAVY DUTY SCAFFOLD-5 FOOT- 4 FRAMES&4 CROSS BRACES
SCA007 HEAVY DUTY SCAFFOLD-11 PIECES
SCA019 SCAFFOLD-LIFT-UPRIGHT
SCA020 BAKER SCAFFOLD
SCA021 HEAVY DUTY SCAFFOLD 12 pieces(6 Sections) guardrails, 12 wheels
SCA022 PAINTERS STEP UP SCAFFOLD-4 FOOT HIGH
SCA023 2 SETS OF BAKER SCAFFOLD WITH SAFETY RAILS

SCA024 2 SECTIONS BAKER SCAFFOLD
SCA026 2 BAKER SCAFFOLDS
SCA028 2 BAKER SCAFFOLDS AND SAFETY RAILS
SCA029 SCAFFOLD-SIMON LIFT-37175
SCA030 SKYJACK SCISSOR LIFT-9705
SCA031 SCAFFOLD-SCISSOR LIFT
SCA032 SCAFFOLD-SCISSOR LIFT
SCA033 SCAFFOLD-SCISSOR LIFT
SCA034 SCAFFOLD-SCISSOR LIFT
SCA035 1 SECTION BAKER SCAFFOLD
SCA036 BAKER SCAFFOLD-2 sections with platform and outriggers
SCA037 BAKER SCAFFOLD
SCA038 20- 5 FOOT HEAVY DUTY SCAFFOLD/WITH 20 CROSS BRACES
SCA039 BAKER SCAFFOLD 3'
SCA040 BAKER SCAFFOLD
SCA041 BAKER SCAFFOLD (1) SECTION 6'
SCA042 BAKER SCAFFOLD (1) SECTION 6'
SCA043 HEAVYDUTY SCAFFOLD
SCA044 HEAVY DUTY SCAFFOLD(3} SECTIONS
SCA045 BAKER SCAFFOLD (2) 6' SECTIONS
SCA046 2 SECTIONS BAKER SCAFOLD WITH OUTRIGGERS & HANDRAILS
SCA047 4 SECTIONS HEAVY DUTY SCAFOLD
SCA048 2 SECTIONS OF SCAFOLD
SCA049 4 CASTERS FOR HEAVY DUTY SCAFOLD
SCA050 SCAFFOLD WITH PLATFORMS-9
SCB001 SCAFFOLD BRACKETS(12)
SCB002 SCAFFOLD BRACKETS (16)
SCB003 GUARDIAN FALL PROTECTION SLAB STANCHEON POST-6 total
SCO001 INSPECTION ROTATING SCOPE AND CAMERA
SCR001 SCREWGUN MILW.
SCR002 SCREWGUN DEWALT
SCR003 SCREWGUN DEWALT
SCR004 SCREWGUN DEWALT
SCR005 SCREWGUN DEWALT
SCR006 SCREWGUN DEWALT
SCR007 SCREWGUN DEWALT
SCR008 DEWALT SCREWGUN
SCR009 DEWALT SCREWGUN
SCR010 DEWALT SCREWGUN
SCR011 DEWALT SCREW GUN-JUNK
SCR012 DEWALT SCREW GUN
SCR032 SCREW GUN-MILW
SCR033 SCREW-GUN MILW
SCR037 MILWAUKEE SCREW GUN
SCR056 SCREW GUN-MILW
SCR060 SCREWGUN
SCR062 SCREW GUN-MILW

SCR063 SCREW GUN-MILW
SCR067 SCREW GUN-DEWALT
SCR068 SCREW GUN-DEWALT
SCR069 SCREW GUN-DEWALT
SCR070 SCREW GUN-DEWALT
SCR071 SCREW GUN-DEWALT
SCR072 SCREW GUN-B&D-DRYWALL
SCR073 SCREW GUN-MILW
SCR074 SCREW GUN-DEWALT
SCR075 DEWALT SCREW GUN
SCR077 SCREW GUN-MILW
SCR079 SCREWGUN-DEWALT
SCR080 SCREWGUN-DEWALT
SCR081 SCREWGUN-PORTERCABLE
SCR082 SCREWGUN-PORTERCABLE
SCR083 SCREWGUN-PORTERCABLE
SCR084 SCREWGUN-PORTERCABLE
SCR085 SCREWGUN-MILW
SCR086 SCREWGUN-MILW
SCR087 SCREW GUN
SCR088 SCREWGUN-MILW
SCR090 SCREWGUN-DEWALT
SCR091 SCREWGUN-DEWALT
SCR093 SCREWGUN-BOSCH
SCR094 SCREWGUN-MILW.
SCR095 SCREWGUN-MILW
SCR096 SCREWGUN-DEWALT
SCR097 SCREWGUN-DEWALT
SCR098 SCREWGUN -DEWALT
SCR099 SCREWGUN-DEWALT
SCR100 SCREWGUN--DEWALT
SCR101 SCREWGUN DEWALT
SCR102 DEWALT TEK SCREW GUN
SCR103 DEWALT TEK SCREW GUN
SGN 002 4' ROAD CONSTRUCTION SIGN
SGN001 4' ROAD CONSTRUCTION SIGN
SGN003 (13) NO TRESPASSING VIOLATORS WILL BE PROSECUTED SIGNS
SGN004 2-4X8 SOLLITT CONSTRUCTION SIGNS
SGN005 2-4'X4' NO TRESPASSING SIGN
SGN006 2'X4' NO TRESPASSING HARD HAT REQUIRED SIGN
SGN007 KEEP OUT -NO TRESPASSING/ DANGER - 3 SIGNS 8"X12"
SGN008 7 FOOT STOP AND SLOW SIGN & HAND FLAG
SGN009 GEORGE SOLLITT CONSTRUCTION COMPANY SIGN 8X4- (4 SIGNS)
SGN010 2- DANGER HARD HAT AREA- 10 X 12 PLASTIC
SGN011 10- NO TRESPASSING,VIOLATORS WILL BE PROSECUTED SIGNS
SGN012 10- HARD HAT REQUIRED SIGNS
SGN013 4X4 APPLICATIONS AVAILABLE THURS JUNE 30,7-9AM

SGN014 4X4 - NO FURTHER APPLICATIONS BEING TAKEN AT THIS TIME
 SGN015 SIDEWALK CLOSED USE OTHER SIDE-WOODEN 2X3 FOOT-3 SIGNS
 SGN016 2-SIDEWALK CLOSED USE OTHER SIDE- 2X4 PLYWOOD
 SGN017 4X4 PLYWOOD-2 SIGNS
 SGN018 2- SIGNS 18 X24- PROPERTY PROTECTED BY VIDEO SURV.
 SGN019 4 X 8 SOLLITT
 SGN020 4X4 NO FURTHER APPLICATIONS WILL BE TAKEN
 SGN021 SOLLITT CONSTRUCTION COMPANY- 8'X48" SIGN
 SGN022 4X4-ALL SUBS & VENDORS MUST SIGN IN @SOLLITT CONST. TRAIL
 SGN023 HAND HELD STOP SIGN
 SGN024 3- 10 X 7 PLASTIC- HARD HAT AREA
 SGN025 6-14X10 DANGER/KEEP OUT/ CONSTRUCTION AREA
 SGN026 2-14X20 DANGER AUTHORIZED PERSONNEL ONLY
 SGN027 4X4 FOOT PLYWOOD - NO CONSTRUCTION TRAFFIC
 SGN028 2-KEEP OUT PLASTIC
 SGN029 WET FLOOR- 4 SIGNS
 SGN030 NO TRESPASSING VIOLATORS WILL BE PROSECUTED 18X12 STEEL
 SGN031 2- NO PARKING
 SGN032 2- DANGER CONSTRUCTION AREA
 SGN033 BLACK AND WHITE GEORGE SOLLITT CONST. 4 X 8 (3 SIGNS)
 SGN034 3 SIGNS 14 X 10- CAUTION HARD HAT AREA
 SGN035 1 24 INCH OCTAGON SIGN- STOP HARD HAT AREA
 SGN036 2-IVCC CONSTRUCTION ENTRANCE-ARROW- 4X4 PLYWOOD SIGNS
 SGN037 NOT A CONSTRUCTION ENTRANCE- 4X4 PLYWOOD SIGN
 SGN038 NO CONSTRUCTION TRAFFIC 4X4 PLYWOOD
 SGN039 DO NOT BLOCK ENTRANCE EMERGENCY FIRE LANE- 2X2 PLYWOOD
 SGN040 2-CONSTRUCTION AREA RESTRICTED ACCESS 2X2 PLYWOOD
 SGN041 4-HARD HATS REQUIRED BEYOND THIS POINT 2X2 PLYWOOD
 SGN042 ALL VISITORS MUST CHECK IN AT SOJV CONST. TRAILER 2X2 PLYWO.
 SGN043 2-CONTRACTOR PARKING- 2X2 PLYWOOD
 SGN044 10- NO TRESPASSING SIGNS - STEEL 8 X 16
 SGN045 IVCC CONSTRUCTION ENTRANCE 4X4 PLYWOOD
 SGN046 CONSTRUCTION SITE ENTRANCE 4X4 PLYWOOD
 SGN047 SOLLITT CONSTRUCTION 4X8 PLYWOOD
 SGN048 IVCC PROJECT SIGN- 4X8 PLYWOOD
 SGN049 2-4X4 PLYWOOD-SIDEWALK CLOSED PLEASE USE OTHER SIDE
 SGN050 21-18X12 STEEL- NO TRESPASSING VIOLATORS WILL BE PROSECUT
 SGN051 2-14X10 PLASTIC-NOTICE AUTHORIZED PERSONNEL ONLY
 SGN052 24X36 ALUMINUM-NO TRESPASSING NO UNAUTHORIZED PERSON
 SGN053 2- ROAD SIGNS- TRUCKS ENTERING AND LEAVING HIGHWAY
 SGN054 12-10X14 NO SMOKING SIGNS- PLASTIC
 SGN055 3- 4X20 FIRE EXTINGUISHER SIGNS- PLASTIC
 SGN056 1-24" X 16" NO PARKING CONSTRUCTION STAGING-STEEL
 SGN057 1 18 X24 SIGN-MADE OF ALUMINUM-SEE BELOW
 SGN058 2X2 ROAD SIGN-STREET CLOSED AHEAD- A FRAME
 SGN059 2X2 ROAD SIGN-STREET CLOSED AHEAD- A FRAME
 SGN060 NO TRESPASSING- 4X4 WOODEN

SGN061 2 SIDEWALK CLOSED USE OTHER SIDE SIGNS
 SGN062 2X8 WOODEN SIGN-ARCHITECT
 SGN063 4X4 ALUMINUM A FRAME SIGN-WORKERS
 SGN064 4X4 ALUMINUM A FRAME SIGN-WORKERS
 SGN065 10 SIGNS 8X12-VARIOUS KEEP OUT-DANGER
 SGN066 2-SIDEWALK CLOSED USE OTHER SIDE 2X4 PLYWOOD
 SGN067 NO TRESPASSING VIOLATORS WILL BE PROSECUTED-5 SIGNS
 SGN068 THIS PROPERTY PROTECTED BY VIDEO SURVEILLANCE-2 SIGNS
 SGN069 36 INCH x 36 inch Road Closed-Steel
 SGN070 24 INCH X 48 INCH- ROAD CLOSED NO THRU TRAFFIC
 SGN071 10- NO TRESPASSING-ENGLISH AND SPANISH- 14X10 PLASTIC
 SGN072 10-NO TRESPASSING-ENGLISH AND SPANISH-14X10 PLASTIC
 SGN073 SOLLITT CONSTRUCTION SIGN 4 X 8
 SGN074 RIGHT OR LEFT LANE CLOSED AHEAD
 SGN075 4X20 GEORGE SOLLITT CONST. BANNER
 SGN076 4 X 8 EL CENTRO BANNER
 SGN077 4 X 8 EL CENTRO SIGN
 SGN078 4 X 8 ILLINOIS JOBS NOW PROJECT/TRITON COLLEGE
 SGN079 PLASTIC NO TRESPASS SIGN 8 X 10-(11 SIGNS)
 SGN080 GEORGE SOLLITT CONST. CO. DELIVERYS- LEFT ARROW(4 X 4)
 SGN081 GEORGE SOLLITT CONST. CO. DELIVERYS- LEFT ARROW(4 X 4)
 SGN082 GEORGE SOLLITT CONST. CO. DELIVERYS- RIGHT ARROW(4 X 4)
 SGN083 GEORGE SOLLITT CONST. CO. DELIVERYS-RIGHT ARROW(4 X 4)
 SGN084 3- 10 X 7 PLASTIC- DO NOT ENTER AUTHORIZED PERSONNEL ONLY
 SGN085 4- 4X4 PLYWOOD-CONST.TRAFFIC ONLY, NO WORKER PARKING
 SGN086 2- 4X8 SOLLITT/OAKLEY JOINT VENTURE
 SGN087 GEORGE SOLLITT CONSTRUCTION SIGN 4 X 8
 SGN088 4 X 8 GEORGE SOLLITT CONSTRUCTION SIGN
 SGN089 4 X 8 GEORGE SOLLITT CONSTRUCTION SIGN
 SGN090 3- 4X8 SOLLIT CONSTRUCTION COMPANY SIGNS
 SGN091 1- AIRCRAFT MOVEMENT AREA- 4X4
 SGN092 1-NO CONSTRUCTION TRAFFIC ON JUSTICE WAY- 4X4
 SGN093 2-NO CONSTRUCTION TRAFFIC THIS ROAD-4X4
 SGN094 2-SWPP 4X4
 SGN095 2-ARMY AVIATION SUPPORT FACILTY-4X8-LEFT ARROW RIGHT AR
 SGN096 2-CONSTRUCTION SITE AND DELIVERYS- 4X8
 SGN097 3- SOLLITT/POWER AND SONS/BROWN AND MOMEN SIGNS
 SGN098 2- 8X16 BANNERS FOR ROSENWALD
 SGN099 STOP WATCH FOR PEDESTRIANS AND TRAFFIC- 2 X 4
 SGN100 10- NO CONSTRUCTION TRAFFIC-OR PARKING
 SGN101 ALL VISITORS MUST SIGN IN AT SOJV TRAILER 4X4
 SGN102 SOUTHEAST ELEMENTARY MAIN CONSTRUCTION ENTRANCE
 SGN103 3 STOP SIGNS WITH POLES
 SGN104 ALL VISITORS MUST SIGN IN AT SOLLITT TRAILER--4 X4 PLYWOOD
 SGN105 2X2 PLYWOOD- HARD HATS REQUIRED BEYOND THIS POINT
 SGN106 3- 8 X10 OVERHEAD WORK IN PROGRESS
 SGN107 NOTICE KEEP THIS DOOR CLOSED- 8 X 14

SGN108 WATCH YOUR STEP- 8 X 14
SGN109 4-4X8 SIGNS AIRCRAFT MOVEMENT -STAY AWAY FROM SHERIFF
SGN110 2- TIE OFF BEYOND THIS POINT 4X4
SGN111 30- 14 X 10 SIGNS VARIOUS
SGN112 3- 2 X 2 SIGNS - NO PARKING CHICKEN & SPICE & SOLLITT PARKIN
SGN113 4 X 8 SOLLITT/OAKLEY SIGN
SGN114 4 SIGNS- GATE A,B,C,D
SHA001 SHACKLE
SHO001 SCOOP SHOVEL
SHO002 SCOOP SHOVEL
SHO003 1 SHORT HANDLE SPADE
SHO004 FLAT SHOVEL-CONCRETE
SHO005 3-FLAT SHOVEL-CONCRETE
SHO006 2- SCOOP SHOVELS- ALUMINUM
SHO007 LONG HANDLE POINTED SHOVEL
SHO008 3- FLAT CONCRETE SHOVELS
SHO009 1 LONG HANDLE POINTED SHOVEL
SHO010 SCOOP SHOVEL
SHO011 ALUMINUM SCOOP SHOVEL
SHO012 2-PLASTIC SCOOP SHOVELS
SHO013 LONG HANDLE FLAT SHOVEL
SHO014 METAL SCOOP SHOVEL
SHO015 FLAT CONCRETE SHOVEL
SHO016 STEEL COAL SHOVEL
SHO017 2 METAL SCOOP SHOVELS
SHO018 PLASTIC SCOOP SHOVEL
SHO019 2-SHORT HANDLE POINTED SHOVELS
SHO020 TILE SPADE
SHO021 PLASTIC SCOOP SHOVEL
SHO022 FLAT CONCRETE SHOVEL
SHO023 SCOOP SHOVEL
SHO024 2 SNOW SHOVELS
SHO025 1 SHORT HANDLE SPADE
SHO026 SCOOP SHOVEL
SHO027 LONG HANDLE POINTED SHOVEL
SHO028 POINTED LOND HANDLE SHOVEL
SHR001 SHEAR ELECTRIC--KETT
SHR002 SHEAR-SWIVEL HEAD
SHR003 SHEAR-KETT #140567
SHR004 MILWAUKEE SHEAR
SHR005 MILWAUKEE SHEAR
SHR006 MILWAUKEE 18 GAUGE POWER SHEARS
SLG001 10# Sledge Hammer
SLG002 10# SLEDGE HAMMER
SLG003 10LB SLEDGEHAMMER
SLG004 15# SLEDGE HAMMER
SLG005 10 LB SLEDGEHAMMER

SLG006	3 POUND SLEDGEHAMMER
SLG007	2 POUND SLEDGEHAMMER
SLG008	10# SLEDGEHAMMER
SLG009	2# SLEDGEHAMMER
SLG010	2# SLEDGEHAMMER
SLG011	2# SLEDGEHAMMER
SLG012	3# SLEDGEHAMMER
SLL001	15' NYLON CHOKER SLING (2)
SNO001	SNOWBLOWER-TORO
SNO002	SNOW PLOW FOR BOBCAT
SNO003	SNOWBLOWER--YARDMACHINE-5 HP.
SNO004	AREINS 5.5 HP SNOWBLOWER
SNO005	AREINS 5.5 HP SNOWBLOWER
SNO006	SNOW BLOWER
SNO007	TORO 18 INCH SNOWBLOWER
SNO015	3 SNOW SHOVELS
SPD001	4 Part Spreader (8')
SPD002	2 PART SPREADER (8')
SPD003	12 FOOT SPREADER BEAM W/ CHAIN AND CHOKERS-HOISTING
SPD004	6 FOOT SPREADER BEAM FOR HOISTING-CAPACITY 4000LBS
SPD005	2 PART SPREADER- 16 FOOT LENGTH
SPD006	2 PART SPREADER- 16 FOOT LENGTH
SPR 002	2-3.5 GALLON SPRAY CAN
SPR001	SPRAYER-TEXTURE/GUN
SPR002	3.5 GALLON SPRAYER
SPR003	3.5 GALLON SPRAYER
SPR004	3.5 GALLON HUDSON SPRAYER
SPR005	3.5 GALLON HUDSON SPRAYER
SQU001	2-Squeegee
SQU002	SQUEEGY 2 FOOT WIDE
SQU003	4 FOOT DRYWALL SQUARE
SRG001	SURGE SUPPRESSOR
SRG002	SURGE PROTECTOR
STL001	STEEL PLATE 4' 7" x 10' x 1" THICK
STL002	STEEL PLATE 8' X 12' X 1" THICK
STL003	STEEL CONCRETE STAKES 3' (200)
STL004	STEEL STAKES 3' LONG (10 stakes)
STL005	4' STEEL STAKE PULLER
STL006	16 STEEL STAKES 2' LONG
STL007	2' STEEL STAKES (16)
STL008	(120) 2' STEEL STAKES
STL009	75 STEEL STAKES
STL010	4'X10'X1" STEEL PLATE
STL011	STEEL STAKES - 20 -3 FOOT
STL012	STEEL PLATE 8' X 12' X 1" THICK
STL013	2- QUARTER INCH STEEL MANHOLE COVERS-36 INCH DIAMETER
STL014	2 X 4 DIAMOND PLATE- 1/4 THICK- 4 PIECES

STL015	4 X 4 DIAMOND PLATE- 1/4 INCH THICK- 2 PIECES
STL016	4X10X1 INCH THICK STEEL PLATE
STO001	STORAGE CONTAINER
STO002	STORAGE CONTAINER
STO003	STORAGE CONTAINER
STO004	STORAGE CONTAINER
STO005	STORAGE CONTAINER
STO006	STORAGE CONTAINER
STO007	STORAGE CONTAINER
STO008	STORAGE CONTAINER
STO009	STORAGE CONTAINER
STO010	STORAGE CONTAINER
STO011	STORAGE CONTAINER
STO012	STORAGE CONTAINER
STO013	STORAGE CONTAINER
STO014	STORAGE CONTAINER
STO015	STORAGE CONTAINER
STO016	STORAGE CONTAINER
STO017	STORAGE CONTAINER
STO018	STORAGE CONTAINER
STO019	STORAGE CONTAINER
STO020	STORAGE CONTAINER
STO021	STORAGE CONTAINER
STO022	8 X 20 STORAGE CONTAINER
STO023	8 X 20 STORAGE CONTAINER
STP001	2-24 FOOT NYLON STRAPS, 2 INCHES WIDE
STP002	(2) 4" X 20' NYLON STRAPS
STP003	4- 20FOOT NYLON STRAPS
STR001	FLOOR STRIPPER
STR002	STRETCHER
STR003	5 FOOT FLOOR STRIPPER(SCRAPER)
STR004	METAL STAIRS FOR TRAILER
STR005	METAL STAIRS FOR TRAILER
STR006	METAL STAIRS FOR TRAILER
SWE001	SWEEPER-BOBCAT 60"
SWE002	SWEEPER-FLOOR-TENNANT
SWE003	SWEEPER-BOBCAT
SWE004	SWEEPER-BOBCAT
SWE005	SWEEPER-BOBCAT 60 inch
SWE006	SWEEPER-BOBCAT 72"
SWE007	SWEEPER-BOBCAT
SWE008	SWEEPER-BOBCAT
SWE009	SWEEPER BOBCAT 72"
SWE010	SWEEPER- water tanks- goes with END016
SWE019	SWEEPER-BOBCAT 72"
SWE020	SWEEPER- goes with End 013
TAB001	SAMSUNG TABLET 9.7" 16GB

TAB002 SAMSUNG TABLET 9.7" 16GB
 TAB003 SAMSUNG TABLET 9.7" 16GB
 TAB004 SAMSUNG TABLET 9.7" 16GB
 TAB005 IPAD AIR WIFI+CELL 32GB GRY VZ IOS8 MF004LL/B
 TAB006 TRIMBLE NOMAD RUGGED HAND HELD PC
 TAB007 MICROSOFT SURFACE PRO 4 TABLET
 TAB008 MICROSOFT SURFACE PRO 4 TABLET-BROKEN SCREEN!!!!!!
 TAB009 MS SURFACE CR5-00001 TABLET W/KEYBOARD
 TAB010 MS SURFACE CR5-00001 TABLET W/KEYBOARD
 TAB011 MS SURFACE CR5-00001 TABLET W/KEYBOARD
 TAB012 MS SURFACE PRO CR5-00001 W/ KEYBOARD
 TAB013 TOPCON NOMAD TRIMBLE DATA COLLECTOR
 TAB014 TOPCON RANGER DATA COLLECTOR
 TAB015 IPAD PRO
 TAB016 I PAD PRO
 TAB017 Ipad Pro 10.5", 256GB
 TBL001 Turnbuckle (17)
 TBL002 12 TURNBUCKLES
 TEL001 TELEPHONE SYSTEM
 TEM004 TEMPLATE KIT-BOSCH
 TLS001 Total Station GTS 229 In Office As Of November 2017
 TNK001 100 GALLON FUEL TANK - HAND PUMP
 TNK002 100 GALLON FUEL TANK-ELECTRIC PUMP
 TNK003 100 GALLON FUEL TANK- ELECTRIC PUMP
 TOR001 Torch Kit
 TOR002 COMPLETE TORCH SET UP
 TOR003 TORCH KIT WITH 100 FOOT OF HOSE/GAUGES
 TRA001 TRAILER OFFICE 60'-21353
 TRA002 TRAILER OFFICE 60'-21354
 TRA003 BOB CAT TRAILER- INFLATE TIRES TO 80 PSI
 TRA004 TRAILER OFFICE 36' 4988 10 foot wide
 TRA005 28' CHANGE TRAILER-copier storage
 TRA006 8'-24' OFFICE TRAILER
 TRA007 TRAILER OFF. 50' 5177
 TRA008 60' OFFICE TRAILER 12 foot wide
 TRA009 TRAILER OFF. 50' MS129
 TRA010 60' OFFICE TRAILER
 TRA011 TRAILER-OFFICE 50' 12 foot wide
 TRA012 64' OFFICE TRAILER
 TRA013 50' OFFICE TRAILER
 TRA014 60' OFFICE TRAILER HEIGHT 12 FOOT
 TRA015 60' X 12' OFFICE TRAILER
 TRA016 60' X 12' OFFICE TRAILER
 TRA017 2016 TOW BEHIND TRAILER- 12 FOOT LONG
 TRA101 TRAILER-OFFICE-36'-5674 10 foot wide
 TRA102 TRAILER-OFFICE 50' #5896
 TRA104 TRAILER-OFFICE 19'

TRA105	TRAILER-OFFICE 28'X 8 WIDE	
TRA106	TRAILER-OFFICE 28'#2777	
TRA107	TRAILER-OFFICE-36'-MOBILE	
TRA108	TRAILER-OFFICE-50'-2490	
TRA110	TRAILER-OFFICE #6966	
TRA111	TRAILER-OFFICE 36'-3036A	
TRA112	TRAILER-OFFICE 44'x12'-22349	
TRA113	TRAILER-OFFICE 60'	
TRA114	TRAILER-OFFICE 44'-12323 10 FOOT WIDE	
TRA115	TRAILER-OFFICE 36' #10509 10 foot wide	
TRA116	TRAILER-OFFICE 50' #2489	
TRA117	60' X 12' MOBILE OFFICE TRAILER HEIGHT 12 FOOT	
TRA118	MOBILE OFFICE TRAILER 60'x12'	
TRM001	INFRARED THERMOMETER (HAND HELD)	
TRN001	TRANSIT TOPCON JK4663	
TRN013	TRANSIT-TOPCON-BZ1203	
TRN016	TRANSIT-PENTEX 523951	
TRN017	TRANSIT-TOPCON-JH1036	
TRN019	TRANSIT-TOPCON-SZ1226	
TRN020	TOPCON DT-104	
TRN045	TRANSIT JH1046	
TRW013	TROWEL-BARTELL-HONDA	
TRW015	TROWEL-ALLEN 36"	
TRW017	TROWEL-BARTELL 36"	
TRW018	TROWELING MACHINE--BARTELL 42"	
TRW019	TROWELING MACHINE 36" BARTEL WITH HONDA MOTOR	
TST006	EMERGENCY BREATHING GEAR	
TST007	RYOBI PROFESSIONAL 4 VOLT TEK4 INFRARED THERMOMETER	
TST008	BOSCH DLR 130K DIGITAL LASER DISTANCE MEASURER	
TST009	SPERRY CABLE TESTER	
TST010	VOLTAGE TESTER	
TST011	Control Company Humidity Tester	
TST012	Concrete Moisture Tester	
TST013	Digital Sound Level Meter	
TUB001	Mixing Tub	
TUK001	PICK-UP,CHEVY '92 W/PLOW	PLATE# 6539H B
TUK002	1996 FORD 350 DUMP TRUCK	
TUK003	2000 FORD F250 PICK UP (4X4)	
TUK004	2006 CHEVY VAN 2500	
TUK005	1999 CLUB CAR GOLF CART	
TUK006	1999 GMC VAN- AKA SCHOOL BUS	
TUK008	VAN-FORD 1990	
TUK009	PICKUP-FORD,F150-1992	
TUK010	PICKUP-FORD,1993	
TUK011	PICKUP-FORD-F350-2000	
TUK012	JOHN DEERE UTV- 4 WHEEL ALL TERRAIN VEHICLE	
TUK013	PICKUP-FORD-F250-1993	

TUK014 1998 FORD STAKE TRUCK
TUK015 2009 FORD PICK UP F350 PLATE #290126D
USB001 Belkin Wireless Adapter
USB002 VERIZON WIRELESS INTERNET HUB
USBOO0 C11015
VAC001 SHOP VAC-RIGID
VAC002 RIDID SHOP VAC-14.5 GALLON
VAC003 SHOP VAC
VAC004 VACUUM-MILW
VAC005 15 GAL. VACUUM
VAC006 SHOP VAC 12 GALLON WET /DRY
VAC007 VACUUM WET/DRY 10 GAL.
VAC008 VACUUM WET/DRY 6 GAL.
VAC009 VACUUM WET/DRY 6 GAL.
VAC010 VACUUM UPRIGHT- HOOVER
VAC011 VACUUM UPRIGHT
VAC012 HEPA VAC
VAC013 12 GAL. SHOP VAC.
VAC014 SHOP VAC
VAC015 PORTABLE 1QT. VACUUM
VAC016 14.5 GAL. TURBO 3 WTE/DRY DUST EXTRACTOR VACUUM-RIGID
VAC017 TORNADO WET DRY VAC / WITH FRONT MOUNTED SQUEEGY
VAC018 BOSCH VACUUM AIRSWEEP- 14 GALLON DUST EXTRACTOR
VAC019 HOOVER UPRIGHT VACUUM
VAC020 VACUUM-RIGID-WET-DRY
VAC021 VACUUM RIGID
VAC022 HOOVER UPRIGHT VACUUM
VAC023 BISSELL UPRIGHT VACUUM
VAC024 PRO TEAM BACK PACK VACUUM
VAC025 8.9 GALLON AUTO CLEAN VACUUM-FESTOOL
VAC026 HOOVER UPRIGHT VACUUM
VAC027 BOSCH 9 GALLON AUTO CLEAN VACUUM
VAC028 VACUUM-SHOP VAC
VAC029 VACUUM-STANDARD
VAC030 BOSCH 9 GALLON AUTO CLEAN VACUUM
VAC031 9 GALLON BOSCH HEPA VACUUM
VAC032 VACUUM-HEPA
VAC033 SHOP VAC
VAC034 VACUUM-MILW-9GAL-STEEL
VAC035 VACUUM-UPRIGHT-12"W
VAC036 VACUUM-DRY ONLY-20 GAL
VAC037 VACUUM-UPRIGHT-12"W
VAC038 WET/DRY SHOP VAC. 10 GALLON
VAC039 HEPA SHOP VAC EUROCLEAN 2 GALLON
VAC040 HEPA SHOP VAC EUROCLEAN 2 GALLON
VAC041 HILTI VC40-U SHOP VAC FOR HILTI SAW
VAC042 (FEIN)97725 14.5 GAL.TURBO III WET/DRY DUST VAC.

VAC043 (FEIN) 14.5 GAL TURBO III WET/DRY DUST EXTRACTOR VAC.
VAC044 15 Gal. Turbo III Wet/Dry Dust Extractor Vac
VAC045 RIGID SHOP VAC-JUNK
VAC046 FEIN 15 GAL. TURBO III WET/DRY EXTRACTOR VACUUM
VAC047 FEIN WET/DRY VACUUM ACCESSORY KIT
VAC048 RIDGID 15 GALLON SHOP VAC
VAC049 MILWAUKEE HEAVY DUTY SHOP VAC
VAC050 16 GAL SHOP VAC-6.5 horsepower
VAC051 RIDGID 9 GALLON SHOP VAC
VAC052 RIDGID 14 GALLON SHOP VAC
VAC053 RIDGID 16 GALLON SHOP VAC
VAC054 DEWALT SHOP VAC
VAC055 RIGID 4 GAL WET/DRY VAC
VAC056 ECHO 135 MPH 390 CFM GAS BLOWER
VAC057 DAYTON SHOP VAC-, 6.5 H.P., 32 GAL
VAC058 BOSCH 9GALLON HEPA VAC
VAC059 9 GALLON BOSCH HEPA VAC
VAC060 UPRIGHT HOOVER VAC
VAC061 8.9GL 137CFM AUTOCLEAN HEPA
VIB001 VIBRATOR LARGE-HOMELITE
VIB002 VIBRATOR SMALL-HOMELITE
VIB003 VIBRATOR LARGE-WACKER
VIB004 WACKER CONCRETE VIB.
VIB005 VIBRATOR PENCIL-THOR
VIB006 VIBRATOR VHY10
VIB007 VIBRATOR 2"
VIB008 CONCRETE VIB
VIB009 VIBRATOR-HOMELITE
VIB010 CONCRETE VIB.
VIB011 VIBRATOR WYCO -LARGE
VIB012 VIBRATOR SMALL-ELECTRIC
VIB013 GAS BACK PACK VIB
VIB014 12 FOOT WACKER CONCRETE VIBRATOR 1"
VIB015 VIBRATOR 220V ELECTRIC
VIB016 VIBRATOR-WACKER #5843
VIB017 VIBRATOR-WACKER-2HP-ELEC
VIB020 VIBRATOR-OZTEC #111093
VIB021 VIBRATOR-SPEED SCREED
VIB022 VIBRATOR-WACKER #6570
VIB023 VIBRATOR-SPEED SCREED (8')
VIB024 VIBRATOR-WYCO-110V
VIB025 VIBRATOR WYCO SMALL
VIB026 WAYCO VIB. LARGE
VIB027 VIBRATOR-WYCO
VIB028 VIBRATOR HIGH CYCLE
VIB029 WACKER CONCRETE VIBRATOR WITH 1 1/2 HEAD
VIB030 WEED EATER LEAF BLOWER

Vib031	16' SPEED SCREED WITH VIBRA STIKE MOTOR
VIB032	WYCO 12' CONCRETE VIBRATOR 2"
VIB033	WACKER VIBRATOR
VIB034	GAS POWERED VIBRATOR/ SHAFT HANDLE
VIB041	10' MAGNIESEM STRIKE SCREED
VIB042	12' MAGNIESEM STRIKE SCREED/ WITH MOTOR
VIB043	VIBRA STRIKE MOTOR
VID001	SAMSUNG SMART SIGNAGE TV
VID002	LG 42" TV MONITOR
VID003	SHARP 50 " HD TV -MONITOR
WAS003	PRESSURE WASHER--EXELL-2500
WAS004	PRESSURE WASHER GAS
WAS005	PRESSURE WASHER EXCELL
WAS006	PRESSURE WASHER 3500 PSI
WAS007	HUSKY HYDRO POWER WASHER
WAS008	PRESSURE WASHER
WAS009	RYOBI ELECTRIC PRESSURE WASHER 2000 PSI
WAT001	WATER COOLER
WAT002	GE WATER COOLER
WAT003	WATER COOLER GENERAL ELECTRIC
WAT004	WATER COOLER-OASIS
WAT005	GE WATER DISPENSER
WAT006	300 GALLON WATER TANK
WAT007	300 GALLON WATER TANK
WAT008	300 GALLON WATER TANK
WAT009	WATER COOLER
WAT010	300 GALLON WATER TANK
WAT011	300 GALLON WATER TANK
WAT012	HAND WASH STATION
WAT013	GE WATER COOLER
WAT014	WATER COOLER GENERAL ELECTRIC
WAT015	GE WATER COOLER
WAT016	WATER COOLER
WAT017	WATER COOLER
WAT018	GE WATER COOLER
WAT019	WATER COOLER
WAT020	GENERAL ELECTRIC PROFILE WATER COOLER
WAT021	GE HOT & COLD WATER DISPENSER
WAT022	GE WATER COOLER
WAT023	GE WATER COOLER
WAT024	OASIS WATER COOLER
WAT025	GLACIER BAY WATER COOLER
WBR001	WEED BURNER
WBR002	WEED BURNER
WBR003	WEED BURNER
WBR004	WEED BURNER
WBR005	WEED BURNER

WBR006	WEED BURNER
WBR007	WEED BURNER
WEE001	STIHL WEED WACKER
WEE002	ECHO WEED TRIMMER
WEE003	MTD 20 " GAS PUSH MOWER
WEE004	WEED BURNER TORCH FOR PROPANE
WEL001	LINCOLN ELECTRIC WIRE WELDER (MIG)
WEL002	LINCOLN ELECTRIC FLUX CORED WIRE WELDER
WEL006	WELDER-MILLER-LEGEND 200
WEL009	WELDER-MILLER-BLUESTAR 6000
WEL010	WELDER-MILLER-LC398870
WEL011	WELDING CART
WLB001	WHEELBARROW
WLB002	WHEEL BARROW
WLB003	WHEELBARROW
WLB004	WHEELBARROW
WLB005	WHEELBARROW-STERLING
WLB006	WHEEL BARROW
WLB007	WHEELBARROW
WLB008	WHEELBARROW H.D.
WLB009	WHEEL BARROW
WLB010	WHEELBARROW H.D.
WLB011	WHEEL BARROW
WLB012	WHEELBARROW H.D.
WLB013	WHEELBARROW H.D.
WLB014	WHEELBARROW H.D.
WLB015	WHEELBARROW
WLB016	WHEELBARROW-RUBBER MAID
WLB017	WHEEL BARROW-JUNK 12/03/14
WLB018	WHEEL BARROW-JUNK 12/03/14
WLB019	WHEEL BARROW-JUNK 12/03/14
WLB020	WHEEL BARROW
WLB021	WHEEL BARROW-JUNK 12/03/14
WLB022	WHEEL BARROW-JUNK 12/03/14
WLB023	WHEEL BARROW-JUNK 12/03/14
WLB024	WHEELBARROW
WLB025	WHEELBARROW
WLB026	WHEELBARROW
WST001	WORK STATION-KICKSTAND
WTC001	WELDING CART 730
WTC003	WELDING CART CCSCO
WTC004	WELDING CART-PNEUMATIC
WTC005	WELDING CART
WTC006	WELDING CART
WTR	
WTR001	Tankless Water Heater
WTR002	WATER LEVEL TAPE- WT X 100 FT

Illinois State Toll Highway Authority
SPECIAL PROVISION
FOR
DISADVANTAGED BUSINESS ENTERPRISE PARTICIPATION

1. POLICY STATEMENT

It is the policy of the Illinois State Toll Highway Authority ("ISTHA" or "Tollway") that qualified and *bona fide* Disadvantaged Business Enterprises (DBEs), as that term is defined herein, have maximum feasible opportunities to participate fully in the performance of all contracts funded and administered by the Tollway. The Tollway seeks to ensure non-discrimination in the award and administration of its contracts and associated subcontracts and that it is not a passive participant in a discriminatory marketplace; to create a level playing field on which DBEs can compete fairly for its contracts; to ensure that its Special Provision is narrowly tailored in accordance with applicable law; to ensure that only firms that meet the eligibility standards are permitted to participate as DBEs; and to help to remove barriers to participation of DBEs in Tollway contracts and associated subcontracts.

Consistent with this policy, it is the responsibility of all Contractors for general contracting work and a specific condition of all Tollway contracts to which they are parties to ensure full and fair opportunities for DBEs to compete in contracts funded and administered by the Tollway and to fully comply with this Special Provision.

2. DEFINITIONS

For the purposes of this Special Provision, the following terms shall have the following meanings:

Affiliate of a person or entity means a person or entity that directly or indirectly through one or more intermediaries, controls or is controlled by, or is under common control with, the person or entity. In determining Affiliation, the Tollway shall consider all appropriate factors, including common ownership, common management, and contractual relationships.

Broker means a person or entity that fills orders by purchasing or receiving supplies from a third party supplier rather than out of its own existing inventory and provides no substantial service other than acting as a conduit between his or her supplier and his or her customer.

Commercially Useful Function means responsibility for the execution of a distinct element of the work of the contract, which is carried out by actually performing, managing, and supervising the work involved, or fulfilling responsibilities as a Joint Venture partner.

Contingency Work is the anticipated work within the scope of the project which is included in the project to cover the work of such an uncertain nature that the location or quantity could not be identified prior to awarding the contract.

Care Work is the anticipated work within the scope of the project which is included in the project to cover the work of such a nature that the location and estimated quantity could be identified prior to awarding the contract.

Disadvantaged Business Enterprise ("DBE") means a business currently certified by the Illinois Unified Certification Program ("ILUCP") pursuant to 49 C.F.R. Part 26, or a business currently certified by the City of Chicago, Illinois or the County of Cook, Illinois, as a Minority or Women-Owned Business ("M/WBE") pursuant to its M/WBE program for construction contracts, Art. IV, § 2-92-650, *et seq.*, as amended, or a business currently certified by the U.S. Small Business Administration (SBA) pursuant to the Small Business Act as an SBA 8(a) business, owned and operated by a socially and economically disadvantaged person. A DBE is considered to have current certification if the firm is listed in the directory database of the pertinent certifying agency.

DBE Joint Venture means an association of two or more persons, or any combination of types of business enterprises and persons numbering two or more, proposing to perform as a single for profit business enterprise, in which each Joint Venture partner contributes property, capital, efforts, skill and knowledge, and in which the DBE is responsible for a distinct, clearly defined portion of the work of the project and whose share in the capital contribution, control, management, risks, and profits of the Joint Venture are equal to its ownership interest. Joint Ventures must have an agreement in writing specifying the terms and conditions of the relationships between the partners and their relationship, risks and responsibility under the contract.

DBE Utilization Plan means the list of currently certified DBEs that the Bidder commits will be utilized, including its own participation as a DBE, if applicable, in the scopes of the work and the dollar values or the percentages of the work to be performed pursuant to this solicitation and in conformance with this Special Provision.

Good Faith Efforts means actions undertaken by a Contractor to achieve a DBE contract goal, which, by their scope, intensity, and appropriateness to the objective, can reasonably be expected to fulfill the contract goal.

Mobilization means preparatory work and operations necessary for the movement of personnel, equipment and incidentals to the project site for the establishment of offices, buildings and other facilities necessary for work on the project and for all other work operations which must be performed or costs incurred when beginning work on the project.

Regular Dealer means a firm that owns, operates, or maintains a store, warehouse, or other establishment in which the materials, supplies, articles or equipment of the general character described by the specifications and required under the contract are bought, kept in stock, and regularly sold or leased to the public in the usual course of business. To be a Regular Dealer, the firm must be an established, regular business that engages, as its principal business and under its own name, in the purchase and sale or lease of the products in question. A firm may be a Regular Dealer in such bulk items as petroleum products, steel, cement, gravel, stone, or asphalt without owning, operating, or maintaining a place of business if the firm both owns and operates distribution equipment for the products. Any supplementing of a Regular Dealer's distribution equipment shall be by a long-term lease agreement and not on an *od hoc* or contract-by-contract basis. Packagers, manufacturer representatives, or other persons who arrange or expedite transactions are not Regular Dealers.

3. CONTRACTOR ASSURANCE

The Contractor will assure that each of its employees and its subcontractors' employees associated with the contract shall not discriminate on the basis of any protected category identified by law in the performance of this contract. Failure by the Contractor to carry out these requirements is a material breach of this contract, which may result in the termination of this contract or such other remedy, as the Tollway deems appropriate.

4. DBE CONTRACT GOAL TO BE ACHIEVED BY THE CONTRACTOR

This contract includes a specific DBE utilization goal of 35% of the Core Work of the contract. The goal reflects the estimated availability of DBEs to perform the scopes of work of this contract, including as a prime Contractor. Consequently, in addition to the other award criteria established for this contract, ISTHA will award this contract to a Bidder who either meets this goal or who demonstrates its good faith efforts to do so. The participation of DBEs will be calculated on the amount of the Core Work, not Contingency Work identified in the bid documents. **The Contractor's DBE commitment will be assessed for any and all Extra Work Orders (EWO) and Change Orders (CO) at the time such orders are issued.**

5. DBE, M/WBE and SBA 8(a) LOCATOR REFERENCES

Bidders should consult the Illinois Unified Certification Program ("ILUCP") DBE Directory as a reference source for DBEs and the City of Chicago, the County of Cook M/WBE directories as reference sources for M/WBEs in construction certified by the City of Chicago or the County of Cook, or the Small Business Administration SBA 8(a) directory for SBA 8(a)

certified by the Small Business Administration. Only firms certified by the IL-UCP, the City of Chicago, the County of Cook, or the Small Business Administration **at the time of bid opening** are eligible to be considered for contract award to either meet the contract goal or establish the Bidder's good faith efforts to do so.

These directories are to be used as an informational source only. Certification does not mean that a firm is in any way prequalified to provide the products and/or services in its certification specialty. "Certification" means that the ILUCP, the City of Chicago, the County of Cook, or the Small Business Administration has determined, on the basis of information provided and the representations therein, that a business is a *bona fide* DBE. The ILUCP, the City of Chicago, the County of Cook or the Small Business Administration does not, as a result of listing, make any representation concerning the ability of any listed firm to perform work in the specialty listed. The Tollway does not, through its use of and referral to ILUCP DBE, the City of Chicago, the County of Cook MBE/WBE, and the Small Business Administration SBA 8(a) lists, make any representation concerning the ability of any listed firm to perform work in its certification specialty. The Bidder must conduct its own due diligence regarding the capabilities of certified firms to perform the work of the contract.

6. BIDDING PROCEDURES

Compliance with the bidding procedures of this Special Provision is required as provided in this Special Provision prior to the award of the contract. The failure of the as-read low Bidder to comply will render the bid non-responsive.

6.1 Submission of the Disadvantaged Business DBE Utilization Plan, DBE Form 2026

A Bidder must submit a Disadvantaged Business DBE Utilization Plan on ISTHA DBE Form 2026 **with the bid submission**.

The only exception to this requirement is the case where a prime Bidder is also a DBE, is certified to perform a portion of the contract work as indicated on the DBE's Certification submitted at time of bid, and will meet the DBE goal via a self-performance requirement on the contract greater than or equal to the DBE goal for the contract. If the Bidder is a DBE Joint Venture, each Joint Venture partner must provide the attestation to the DBE Utilization Plan, Form 2026.

Otherwise, if the DBE Utilization Plan is not submitted at time of bid, then the bid will be deemed non-responsive. If the bid is deemed non-responsive due to a failure to submit a DBE Utilization Plan or failure to comply with the bidding procedures set forth herein, ISTHA may elect to cause the forfeiture of the penal sum of the Bidder's bid guaranty, and may deny authorization to bid the project if re-advertised for bids.

The DBE Utilization Plan shall indicate that the Bidder either has obtained sufficient DBE participation commitments to meet the contract goal or demonstrate and document its good faith efforts to meet the goal. The DBE Utilization Plan will also require the name of each DBE firm proposed for use on the contract along with a brief scope of work and dollar amount to be assigned to the DBE. The DBE Utilization Plan shall further provide the name, telephone number, and email address of a responsible official of the Bidder designated for purposes of notification of DBE Utilization Plan approval or disapproval under the procedures of this Special Provision.

Any agreement between a Contractor and a DBE or other subcontractor in which the Contractor requires that the DBE not provide subcontracting quotations to other Contractors is prohibited.

6.2 Submission of the DBE Participation Commitment Statement, DBE Form 2025

The Utilization Plan must be supported by the submission of a detailed DBE Participation Commitment Statement, Form 2025, for each DBE proposed for the performance of work to achieve the contract goal by 5:00 p.m. of the fifth calendar day after email notification to the prime from the Tollway of low apparent Bidder status.

The submission of DBE Form 2025 should be via email to constructionbid@getipass.com.

In no case should a Contractor remove, replace, or reduce the commitment to a DBE listed in the initial Utilization Plan Form 2026 without prior written consent of ISTHA. Under no circumstances is the Bidder allowed to change the amount of the core bid submitted or any other documentation unrelated to this special provision.

The signatures on these forms must be original signatures. All elements of information indicated on Form 2025 must be provided, including but not limited to:

- 6.2.1 The name and address of each DBE to be used;
- 6.2.2 A full description, including pay item numbers for DBEs or associated pay items for trucking services, of the commercially useful function to be performed by each DBE. Descriptions such as "miscellaneous" and prices such as "lump sum" are not acceptable. Contingency Work must not be included under Pay Items and will not be approved toward DBE goal participation until such time that those pay items have been confirmed as required work of the contract.
- 6.2.3 Direct Allowance items will not be approved toward DBE participation in the DBE Utilization Plan.
- 6.2.4 Mobilization costs should be included in the cost of the pay item for which it is associated rather than as a separate pay item on the DBE Utilization Plan, DBE Form 2025 for DBE subcontractors.
- 6.2.5 If the DBE is the Prime Contractor, the Mobilization pay item may be approved toward DBE participation in the DBE Utilization Plan.
- 6.2.6 The price to be paid to each DBE for the identified work, specifically stating the quantity, unit price and total subcontract price for the work to be completed by the DBE. If partial pay items are to be performed by the DBE, the Form must indicate the portion of each item, a unit price where appropriate and the subcontract price amount;
- 6.2.7 A commitment statement signed by the Bidder and each DBE evidencing availability and intent to perform a commercially useful function on the project; and
- 6.2.8 If the Bidder is a joint venture comprised of DBEs and non-DBEs, the Plan must also include a clear identification of the portion of the work to be performed by the DBE joint venture partner(s).
- 6.2.9 If the Bidder is unable to meet the goal, it must demonstrate it made good faith efforts to do so, as described in this Special Provision and detailed in section 6.6 below.
- 6.2.10 The contract will not be awarded until the DBE Utilization Plan, including if applicable, the Bidder's good faith efforts to meet the goal, is approved by ISTHA. The DBE Utilization Plan will be approved if it demonstrates that DBEs will be used to perform a commercially useful function sufficient to meet the contract goal, or that the Bidder made sufficient good faith efforts, as defined in this Special Provision, to meet the goal.

6.3 Counting DBE Participation

The DBE Utilization Plan's DBE commitments represent work expected to be performed and paid for upon satisfactory completion. ISTHA is only able to count toward the achievement of the contract goal the value of payments made for the work actually performed by DBEs. The Tollway will count DBE participation, and the Contractor will receive credit towards meeting the DBE contract goal, as follows:

- 6.3.1 The entire amount of that portion of work that the DBE is certified to perform, as indicated on the DBEs Letter of Certification, and that is performed by the DBE's own forces either as the Contractor or a subcontractor shall be counted, including the cost of supplies and materials obtained by the DBE for the work of the contract, and supplies purchased or equipment leased by the DBE (except supplies and equipment the DBE purchases or leases from the prime Contractor or the prime Contractor's Affiliate). **Work that the DBE subcontracts to a non-DBE does not count toward the DBE goal.**

- 6.3.2 The entire amount of fees or commissions charged by a DBE for providing a *bona fide* service, such as professional, technical, consultant or managerial services, or for providing bonds or insurance specifically required for the performance of a contract, shall be counted, provided the fee is reasonable and not excessive as compared with fees customarily charged for similar services.
- 6.3.3 One hundred percent of the cost of trucking services utilized on the contract shall be counted, provided the DBE is responsible for the management and supervision of the entire trucking operation for which it is responsible. At least one truck owned, operated, licensed and insured by the DBE must be used on the contract. Credit will only be applied for trucking activity to and from the ISTHA job site. Credit will be given for the following: (1) the DBE may lease trucks from another DBE, including an owner-operator who is certified as a DBE. The DBE who leases trucks from another DBE receives credit for the total value of the transportation services the lessee DBE provides on the contract. (2) The DBE may also lease trucks from a non-DBE, including from an owner-operator. Goal credit will be limited to the value of the reasonable fee or commission received by the DBE for trucks that are leased from a non-DBE.
- 6.3.4 When a DBE performs as a participant in a Joint Venture, only the portion of the total dollar value of the contract equal to the distinct, clearly defined portion of the work of the Joint Venture's contract that is performed by the DBE with its own forces and for which it is separately at risk, shall be counted. A Joint Venture may also count the dollar value of work subcontracted to DBEs other than the DBE Joint Venture partner(s). Work performed by the forces of the non-DBE joint venture partner shall not be counted toward the DBE goal. The Tollway will evaluate the Joint Venture agreement, which must be submitted with the DBE Utilization Plan, for conformance with this Special Provision and eligibility for credit towards meeting the goal. The agreement must describe in detail the financial contribution of each partner; the list of personnel and equipment contributed and used by each partner; the responsibilities of each partner for each aspect of the joint venture; if applicable, the bonding capacity of each partner; if applicable, the prequalification status of each partner; the basis and distribution of all profits and losses; and any other elements deemed relevant by the Tollway.
- 6.3.5 One hundred percent of the cost of the materials obtained from a DBE Manufacturer, as that term is defined in 49 C.F.R. § 26.55(e) shall be counted towards the DBE contract goal. Sixty-percent of the cost of the materials or supplies obtained from a DBE Regular Dealer or Supplier, as those terms are defined in 49 C.F.R. § 26.55(e), shall be counted towards the DBE contract goal. One hundred percent of the fees or transportation charges for the delivery of materials or supplies required on a job site shall be counted towards the DBE contract goal only if the payment of such fees is a customary industry practice and are commensurate with fees customarily charged for similar services.
- 6.3.6 One hundred percent credit will be counted towards the DBE contract goal for the value of fees and commissions for the procurement of materials and supplies if the DBE is not a regular dealer or manufacturer, provided such fees or commissions are determined by the Tollway in its sole discretion to be reasonable and not excessive as compared with fees customarily allowed for similar services. No portion of the cost of the materials or supplies themselves shall be counted towards the contract goals.
- 6.3.7 If a firm's certification is revoked by its certifying agency during its performance on a contract, the dollar value of work performed under this contract with that firm after it has ceased to be certified shall not be counted.
- If a DBE graduates from its respective certification program, based upon exceeding the firm size or personal net worth limitations after this contract is awarded, the firm's participation will be counted towards meeting the goal on this contract.
- In determining achievement of the contract goal, the participation of a DBE shall not be counted until that amount has been paid to the DBE.

6.4 Demonstrating Commercially Useful Function

Only expenditures to a DBE that is performing a Commercially Useful Function shall be counted. To determine whether a DBE is performing a Commercially Useful Function, the Tollway will evaluate the amount of work subcontracted, industry practices, whether the amount the DBE is to be paid under the contract is commensurate with the work it is actually performing and other relevant factors. A DBE performs a commercially useful function when it is responsible for the execution of the work and is carrying out its responsibilities by actually performing, managing, and supervising the work involved.

- 6.4.1 To perform a commercially useful function, the DBE must be responsible, with respect to materials and supplies used on the contract, for negotiating price, determining quality and quantity, ordering the material, and installing (where applicable) and paying for the material itself.
- 6.4.2 A DBE does not perform a commercially useful function if its role is limited to that of an extra participant in a transaction, contract, or project through which funds are passed in order to obtain the appearance of DBE participation. In determining whether a DBE is such an extra participant, ISTHA will examine similar transactions, particularly those in which DBEs do not participate.
- 6.4.3 If a DBE does not perform or exercise responsibility for at least 30 percent of the total cost of its contract with its own work force, or the DBE subcontracts a greater portion of the work of a contract than would be expected on the basis of normal industry practice for the type of work involved, ISTHA will presume that the DBE is not performing a commercially useful function. When a DBE is presumed not to be performing a commercially useful function as provided in this section, the DBE and the Contractor may present evidence to rebut this presumption.

6.5 Extended Documentation Period for Low Apparent Bidders with a DBE Commitment Below the Advertised DBE Goal

Each Contractor identified as the low Bidder who has a DBE commitment less than the advertised DBE goal shall be allowed, upon email notification from the Tollway, an extended documentation period which will extend until 5:00 pm CT on the second business day after the day the notification is sent (e.g. if a Bidder is notified on Monday, extended documentation period concludes on Wednesday at 5pm). The extended documentation period allows Contractors solely to supplement their initial Utilization Plan to add DBE participation to meet the stated DBE participation goal or to demonstrate additional good faith efforts in obtaining DBE participation. The Contractor may take other action beyond any stated additional efforts in order to obtain additional DBE commitments. The Contractor shall submit an amended DBE Utilization Plan if additional DBE commitments to meet the contract goal are secured by the end of the extended documentation period. If additional DBE commitments sufficient to meet the advertised contract goal are not secured, the Contractor shall report the final good faith efforts made during the extended documentation period along with a request for a waiver pursuant to section 6.6 of this section. All additional efforts taken by the Bidder before and during the extended documentation period will be considered as part of the Contractor's good faith efforts.

The extended documentation period is intended to allow Contractors that have made a good faith effort to secure DBE participation an opportunity to meet the stated contract goal. Contractors are expected to have utilized good faith efforts in compiling their initial DBE Utilization Plan, and the DBE participation indicated in the initial DBE Utilization Plan should reflect the participation the Contractor could achieve through good faith efforts. The extended documentation period should not be used to secure significantly higher DBE participation only after being identified as the low Bidder. In no case should a Contractor remove, replace or reduce the commitment to a DBE listed in the initial Utilization Plan without prior written consent of ISTHA. Under no circumstances is the Bidder allowed to change the amount of the core bid submitted or any other documentation unrelated to this special provision. When ISTHA determines that a Contractor, either through a pattern of conduct or with respect to a single bid, has failed to discharge its good faith efforts obligations in this intended fashion, ISTHA, in its discretion, may reject the bid outright without allowing the Bidder to take advantage of the extended documentation period.

6.6 Good Faith Efforts Procedures

If the Bidder cannot obtain sufficient DBE commitments to meet the contract goal, the Bidder must document in the DBE Utilization Plan its good faith efforts to meet the goal, including any DBE participation secured as detailed in Form(s) 2025, using the Good Faith Efforts Contact Log and Checklist, DBE Form 2023. If the DBE contract goal was not achieved by a Bidder, the Bidder must submit its good faith efforts documentation, including the DBE Form 2023. Documentation submitted after bid opening, except as provided for in Section 6.5 above, will not be accepted or reviewed.

Demonstrating good faith efforts means that the Bidder must show that all necessary and reasonable steps were taken to achieve the contract goal. Necessary and reasonable steps are those that could reasonably be expected to obtain sufficient DBE participation. ISTHA will consider the quality, quantity and intensity of the kinds of efforts that the Bidder has made. Mere *pro forma* efforts are not good faith efforts; rather, the Bidder is expected to have taken those efforts that would be reasonably expected of a Bidder actively and aggressively trying to obtain DBE participation sufficient to meet the contract goal.

If ISTHA determines that the Contractor has made a good faith effort to secure the work commitment of DBEs to meet the contract goal, ISTHA will award the contract provided that the Bidder is otherwise eligible for award and award is in the Tollway's best interest.

The following is a list of types of action that ISTHA will consider as part of the evaluation of the Bidder's good faith efforts to obtain DBE participation. These listed factors are not intended to be a mandatory checklist and are not intended to be exhaustive. Other factors or efforts brought to the attention of ISTHA may be relevant in appropriate cases, and will be considered by ISTHA.

- 6.6.1 Soliciting through all reasonable and available means (*e.g.*, attendance at DBE Networking Sessions sponsored by ISTHA, pre-bid meetings, advertising and/or written notices) the interest of all DBEs that have the capability to perform the work of the contract. A list of certified DBEs in the trades considered to determine the contract goal may be provided by the Tollway, but should not be considered exhaustive, and other firms may be available for solicitation by the Bidder. The Bidder must solicit this interest within sufficient time to allow the DBEs to respond to the solicitation, but in any event, no later than 5 calendar days prior to the bid submission date. At least two methods of solicitation of DBEs must be used (*e.g.*, email and fax). The Bidder must determine with certainty if the DBEs are interested by taking appropriate steps to follow-up initial solicitations.
- 6.6.2 Selecting portions of the work to be performed by DBEs in order to increase the likelihood that the DBE goal will be achieved. This includes, where appropriate, breaking out contract work items into economically feasible units to facilitate DBE participation, even when the prime Contractor might otherwise prefer to perform these work items with its own forces.
- 6.6.3 Providing interested DBEs with adequate information about the plans, specifications, and requirements of the contract in a timely manner to assist them in responding to a solicitation.
- 6.6.4 Negotiating in good faith with interested DBEs.
 - 6.6.4.1 Making a portion of the work available to DBE subcontractors and suppliers and to select those portions of the work or material needs consistent with the available DBE subcontractors and suppliers, so as to facilitate DBE participation. Evidence of such negotiation includes the names, addresses, e mail address and telephone numbers of DBEs that were considered; a description of the information provided regarding the plans and specifications for the work selected for subcontracting; and evidence as to why additional agreements could not be reached for DBEs to perform the work.
 - 6.6.4.2 A Bidder using good business judgment would consider a number of factors in negotiating with subcontractors, including DBE subcontractors, and would take a firm's price and capabilities as well as contract goals into consideration. However, the fact that there may be some additional costs involved in finding and using DBEs is not in itself sufficient reason for a Bidder's failure to meet the contract DBE

goal, as long as such costs are reasonable. Also, the ability or desire of a prime Contractor to perform the work of a contract with its own organization does not relieve the Bidder of the responsibility to make good faith efforts. Prime Contractors are not, however, required to accept higher quotes from DBEs if the price difference is excessive or unreasonable.

- 6.6.5 Not rejecting DBEs as being unqualified without sound reasons based on a thorough investigation of their capabilities. The Contractor's standing within its industry, membership in specific groups, organizations, or associations and political or social affiliations are not legitimate causes for the rejection or non-solicitation of bids in the Contractor's efforts to meet the contract goal.
- 6.6.6 Making efforts to assist interested DBEs in obtaining bonding, lines of credit, or insurance as required by the Tollway or the Contractor.
- 6.6.7 Making efforts to assist interested DBEs in obtaining necessary equipment, supplies, materials, or related assistance or services.
- 6.6.8 Effectively using the services of available minority/women community organizations; minority/women contractors' groups; local, state, and Federal minority/women business assistance offices; and other organizations as allowed on a case-by-case basis to provide assistance in the recruitment and placement of DBEs.

In determining whether a Bidder made good faith efforts, ISTHA may take into account the performance of other Bidders in meeting the contract goal or of Bidders in meeting the goal on contracts of a similar nature. For example, when the apparent successful Bidder fails to meet the contract goal, but others meet it, ISTHA will review whether, with additional reasonable efforts, the apparent successful Bidder could have met the goal. If the apparent successful Bidder fails to meet the goal, but meets or exceeds the average DBE participation obtained by other Bidders, ISTHA may view this, in conjunction with other factors, as evidence of the apparent successful Bidder having made good faith efforts.

A Bidder that rejected a DBE based on price must provide to ISTHA all quotes received for the scope of work proposed by the DBE from all firms, including non-DBEs.

The Bidder may request administrative reconsideration of a pre-final determination on its DBE Utilization Plan adverse to the Bidder by filing a request within five working days after the notification date of the determination, by delivering the request to the Illinois State Toll Highway Authority, Diversity and Strategic Development Department, 2700 Ogden Avenue, Downers Grove, Illinois 60515-1703, DBE@getipass.com, (630) 241-6800 ext. 3204. Submission via e-mail is acceptable. Deposit of the request in the United States mail on or before the fifth business day shall not be deemed delivery. The pre-final determination shall become final if a request is not received within the five-day period.

A request may provide additional written documentation and/or argument concerning the issue of whether an adequate good faith effort was made to meet the contract goal. In addition, the request shall be considered consent by the Bidder to extend the time for award. The request will be forwarded to ISTHA's Chief of Diversity and Strategic Development. The Chief of Diversity and Strategic Development may extend an opportunity to the Bidder to meet in person in order to consider all issues of whether the Bidder made a good faith effort to meet the goal. Such meeting shall extend the time for a decision. After the review by the Chief of Diversity and Strategic Development, the Bidder will be sent a written decision within 10 working days after receipt of the request for reconsideration or the date of the meeting, explaining the basis for finding that the Bidder did or did not meet the goal or make adequate good faith efforts to do so. A final decision by the Chief of Diversity and Strategic Development that a good faith effort was made shall approve the DBE Utilization Plan submitted by the Bidder and shall clear the contract for award. A final decision that a good faith effort was not made shall render the bid non-responsive. The administrative reconsideration procedures described in this section are not intended to allow a Bidder to have an additional opportunity to submit a new DBE Utilization Plan or evidence of additional good faith efforts performed after bid submission.

7. CONTRACT COMPLIANCE

7.1 Forms to be Submitted

All work indicated for performance by an approved DBE shall be performed, managed and supervised by the DBE executing the DBE Form 2025 - Participation Statement.

To receive a notice to proceed, the Contractor must submit for the Tollway's review signed subcontracts with all DBEs proposed to meet the goal within 20 calendar days of award.

A Contractor that seeks credit for the use of DBE trucking services must submit an affidavit attesting to compliance with this Special Provision for counting trucking costs on Form 2024. Form 2024 must be submitted when the contract is 25 percent, 50 percent, 75 percent and 100 percent completed. The Contractor must issue separate checks to trucking firms for each Tollway project by job number and associated pay item, not include multiple contracts on one payment.

7.2 Changes to the DBE Utilization Plan

The Contractor may not make changes to its contractual DBE commitments, substitute a DBE subcontractor or make any other changes to the DBE Utilization Plan without the prior written approval of the Tollway's Diversity and Strategic Development Department. Unauthorized changes or substitutions, including performing the work designated for a subcontractor with the Contractor's own forces, shall be a violation of this Special Provision and a breach of the contract.

If a Change Order or Extra Work order is issued by the Tollway or Contingency Work is authorized, the Contractor, in ISTHA's discretion, may be required to amend its DBE Utilization Plan to reflect the recalculated DBE dollars and any percentage change in the goal. The DBE contract goal may change in the Tollway's discretion to reflect a Change Order or Extra Work Order or the authorization of Contingency Work.

The facts supporting the request for changes to the DBE Utilization Plan must not have been known or reasonably could not have been known by the parties prior to entering into the subcontract. The Contractor must negotiate in good faith with the subcontractor to resolve the problem. If requested by either party, the Tollway shall facilitate such a meeting. Where there has been a mistake or disagreement about the scope of work, the DBE can be substituted only where agreement cannot be reached for a reasonable price or reasonable schedule for the correct scope of work.

Substitutions of a DBE subcontractor shall be permitted only under the following circumstances:

- 7.2.1 Unavailability after receipt of reasonable notice to proceed;
- 7.2.2 Failure of performance;
- 7.2.3 Financial incapacity;
- 7.2.4 Refusal by the subcontractor to honor the bid or bid price or scope or schedule;
- 7.2.5 Material mistake of fact or law about the elements of the scope of work of a solicitation where a reasonable price cannot be agreed;
- 7.2.6 Failure of the subcontractor to meet insurance, licensing or bonding requirements;
- 7.2.7 The subcontractor's withdrawal of its bid or bid; or
- 7.2.8 Decertification of the subcontractor as a DBE, other than on the basis of its exceeding firm size or personal net worth limits.

If it becomes necessary to substitute a DBE or otherwise change the DBE Utilization Plan, the Contractor must notify the Diversity and Strategic Development Department in writing of the request to substitute a DBE or otherwise change the DBE Utilization Plan. The request must state specific reasons for the substitution or change. A letter from the DBE to be substituted or affected by the change stating that it cannot perform on the contract or that it agrees with the change in its scope of work must be submitted with the request. Any refusal by the DBE to provide such a letter must be documented by the Contractor. The Diversity and Strategic Development Department will approve or deny a request for substitution or other change in the DBE Utilization Plan in writing within 5 working days of receipt of the request.

Where the Contractor has established the basis for the substitution to the Tollway's satisfaction, it must make good faith efforts to meet the contract goal by substituting a DBE subcontractor. Documentation of a replacement DBE, or of good faith efforts, must meet the requirements in Section 6.6. If the contract goal cannot be reached and good faith efforts have been made, the Contractor may substitute with a non-DBE.

If the Contractor plans to hire a subcontractor for any scope of work that was not previously disclosed in the DBE Utilization Plan, the Contractor must obtain the approval of the Diversity and Strategic Development Department to modify the DBE Utilization Plan and must make good faith efforts to ensure that DBEs have a fair opportunity to bid on the new scope of work.

A new subcontract, a new Form 2025 for the substituted DBE (if applicable) and an amended DBE Utilization Plan must be executed and submitted to the Diversity and Strategic Development Department within 5 working days of the Contractor's receipt of the Tollway's approval for the substitution or other change.

7.3 The submission of the DBE Payment Report

DBE Payment reporting, in such form or format as specified by the Tollway, must be submitted as specified in the Diversity Payment Reporting Instructions posted on the Tollway's website.

The Contractor shall maintain a record of payments to DBEs and all other subcontractors and suppliers for work performed. The records shall be made available to ISTHA for inspection and copying upon request. After the performance of the final item of work or delivery of material by a DBE and final payment to the DBE by the Contractor, but not later than thirty (30) calendar days after payment has been made by ISTHA to the Contractor for such work or material, the Contractor shall submit a DBE Final Payment Report on ISTHA DBE Form 2115, or such other form or format as specified by the Tollway, to the Construction Manager. If full and final payment has not been made to the DBE, the Report shall indicate whether a disagreement concerning the final payment exists between the Contractor and the DBE or if the Contractor believes that the DBE's work has not been satisfactorily completed.

ISTHA reserves the right to withhold payment to the Contractor to enforce the provisions of this Special Provision. Final payment, including retention, shall not be made on the contract until such time as the Contractor submits DBE Form 2115, or such other form or format as specified by the Tollway, in accordance with this Special Provision or as otherwise directed by the Tollway.

8. SANCTIONS

The Tollway will periodically review the Contractor's compliance with this Special Provision and the terms of its contract with the Contractor, including the DBE Utilization Plan. Without limitation, the Contractor's failure to comply with this Special Provision or its DBE Utilization Plan, failure to cooperate in providing information regarding its compliance with this Special Provision or its DBE Utilization Plan, or provision of false or misleading information or statements concerning compliance, certification status of DBEs, good faith efforts or any other material fact or representation shall constitute a material breach of this contract and may result in damages to the Tollway. Such breach or damages entitle the Tollway to declare a default, terminate the contract, impose liquidated damages or exercise those remedies provided for in the contract or at law or in equity.

Sanctions may include, but are not limited to, monetary sanctions, including non-release of retainage; the monetary cost of audits resulting in findings of noncompliance; liquidated damages based on the damage to the Tollway from the Contractor's lack of good faith efforts and failure to meet the other requirements of this Special Provision in an amount up to the monetary difference between the amount committed to by the Contractor in its DBE Utilization Plan and the amount actually paid to DBEs; deeming the Contractor non-responsible with respect to future business with the Tollway; and any other sanctions as are permitted by law.

In imposing sanctions, the Tollway will consider the *bono fide* efforts of the Contractor to meet the DBE goal, its history of good faith efforts on other Tollway contracts, the size of the contract, the degree to which the Contractor fell below the DBE goal, and other factors deemed relevant by the Tollway.

The Contractor may appeal the decision to impose sanctions within 5 working days of its receipt of the written decision by filing an appeal in hard copy or electronic format with the Illinois State Toll Highway Authority's Sanctions Committee. Actual delivery of the hard copy and electronic formats within the 5 business days is required and mere posting by mail within that period is not sufficient. An appeal may provide additional documentation and/or arguments and request an oral presentation to the Tollway's Sanctions Committee. The Tollway's Sanctions Committee shall notify the Contractor in writing of the final determination and the basis for the determination within 10 working days after receipt of the appeal or after the date of the oral presentation by the Contractor, whichever is later. The Contractor may appeal an adverse decision within 5 working days of receipt of the final determination to the Executive Director by filing an appeal in hard copy and electronic format to the Illinois State Toll Highway Authority, Executive Director, 2700 Ogden Avenue, Downers Grove, Illinois 60515-1703, DBE@getipass.com. The Executive Director or his/her designee, which designee shall not be employed within the Tollway's Diversity Department, may solicit information from the Contractor, the Diversity and Strategic Development Department, the Chief of Diversity and Strategic Development, the Law Department, Internal Audit, the Procurement Department, and anyone else in his/her discretion, and shall render a final decision on the Contractor's appeal within 30 calendar days

9. INACCURATE OR FRAUDULENT REPORTING

The Contractor has a duty to accurately report information pursuant to this Special Provision. A Contractor who fails to supply accurate information is subject to sanctions imposed by the Tollway. A Contractor who intentionally supplies inaccurate information may be subject to civil and/or criminal sanctions.

10. OTHER REGULATIONS

The adherence to the DBE goal does not abrogate other responsibilities of the Contractor to comply with affirmative action requirements under federal or state law, municipal ordinance, prevailing government regulations or terms contained elsewhere in the Contract.

Date: 1/11/9/2019
 To: Contact Name:
 Contractor Company Name: The George Sollitt Construction Company
 From: Graciela Perez
 DBE Project Specialist

Please note in accordance with the Procurement code (30 ILCS 500), section 50-11 prohibits a person from entering into a contract with a State agency, or entering into a sub-contract, if it, or any affiliate, is delinquent in the payment of any debt to the State, unless the person or affiliate has entered into a deferred payment plan to pay off the debt. (Procurement reform bill can be referenced on the Illinois Tollway website)

Subject: DBE Plan Review Date Original Plan Submitted: 1/11/9/2019 Revision # 0
 Contract # RR-19-4489 Established DBE Goal: 35.00 %
 Contract Description: M-16 Maintenance Facility and Site Improvements, Elgin -O'Hare Western Access (IL-390) 830 Thomas Drive, Bensenville, IL
 M-1 Maintenance Facility (Truck Wash), Tri-State Tollway (I-294) - Mile Post 12.3.

[X] Contractor's plan as submitted meets the established DBE goal for this contract
 Notes:

DBE Plan as Submitted by apparent low bidder:

DBE Firm Name	Status (SBI/SuppTK)	Type	Scope	Contract Amount	Credit Amount	Credit %	Certifying Agency	Gender	Ethnicity
Core Bid Amount \$23,634,818.00									
Anaza Corporation	SB	D/MBE	Concrete	\$919,500.00	\$919,500.00	3.89 %	IDOT	M	Hispanic
M. Cannon Roofing Company, LLC	SB	D/MBE	Roofing	\$930,000.00	\$930,000.00	3.93 %	City of Chicago	M	African American
MM Peters Construction, Inc.	SB	DBE	Concrete	\$1,598,046.00	\$1,598,046.00	6.76 %	IDOT	F	Caucasian
Master Design Build LLC	SB	MBE, VOSB	Plumbing and Site Utilities	\$950,000.00	\$950,000.00	4.01 %	City of Chicago	M	Hispanic
R W Collins Co	SB	WBE	Excavation	\$775,738.00	\$775,738.00	3.28 %	City of Chicago	F	Caucasian
Tomp Construction Corp.	SB	MBE	Carpentry	\$100,000.00	\$100,000.00	0.42 %	City of Chicago	F	Hispanic
Vehicle Lifts & Mechanical Equipment, Inc.	SB	DBE	Vehicle Lifts	\$350,000.00	\$350,000.00	1.48 %	IDOT	M	Hispanic
Volt Electric, Inc.	SB	WBE	Electric	\$2,680,000.00	\$2,680,000.00	11.25 %	City of Chicago	F	Under Review
Total # of subcontractors: 8			TOTAL	\$8,283,284.00	\$8,283,284.00	35.04 %			
Total # of subcontractors: 8			Total %	35.04 %	35.04 %	35.04 %			



PRIME CONTRACTOR: The George Sollitt Construction Comp
 CONTACT NAME: James Zielinski
 CONTACT PHONE NUMBER: 630-860-7333
 CONTACT E-MAIL: jzielinski@sollitt.com

CONTRACT NUMBER RR-19-4489

Check one:

- Contractor will meet or exceed the DBE Contract Goal and will provide Disadvantaged Business Participation as presented below.
- Contractor will meet or exceed the DBE Contract Goal because PRIME BIDDER IS A DBE.
- Contractor requests a waiver of the DBE Contract Goal.

The Bidder is requesting the contract Goal be accordingly modified or waived. Attached is all information required by the Special Provision in support of this request, including Good Faith Efforts - Form 2023.

DOLLAR AMOUNT OF WAIVER REQUEST: _____

PERCENTAGE OF WAIVER REQUEST: _____

Instructions to Bidders:

1. Bidders are required to comply with the Special Provision.
2. Submit only one DBE Utilization Plan for each Project.
3. This Utilization Plan, Form 2026 must:
 - be submitted with the bid or the bid may be deemed non-responsive
 - be an accurate representation of work and pricing agreed upon between the prime and the DBE firm prior to bid submission
4. The Participation Statement(s) (DBE Form 2025), with original signatures, pay item description and pricing are to be submitted to Tollway Diversity at constructionbid@getpass.com by 5 p.m. on the fifth calendar day after notification to the prime by the Tollway of apparent low Bidder status
5. Each company listed on the Utilization Plan and subsequent Participation Statement must be listed in a certifying agency's database as stipulated in the Special Provision at the time of bid submission to be considered acceptable for DBE credit
6. In no case should a Contractor remove, replace or reduce the commitment to a DBE listed in the initial Utilization Plan on the Participation Statement without prior written consent of ISTHA. Under no circumstances is the Bidder allowed to change the amount of the core bid submitted or any other documentation unrelated to this special provision.

DBE UTILIZATION PLAN		
DBE Firm Name	Scope of Work Brief description of overall work to be performed	DBE - Amount (\$) If supplier, enter 60% credit amount.
R/W Collins	Excavation	\$775,738
M/M Peters	Concrete	\$1,598,046
Araiza Corporation	Concrete	\$919,500
M. Cannon Roofing	Roofing	\$930,000
Volt Electric	Electric	\$2,660,000
Toro Construction	Carpentry	\$100,000
Master Design Build	Plumbing and Site Utilities	\$950,000
Vehicle Lifts & Mechanical Equipment	Vehicle Lifts	\$350,000
	TOTAL	\$8,283,284

For ebid: the submission of Form 2026 constitutes signature of this form.
 For hardcopy: signature required.
 Form 2026 - 03/2018

[Redacted Signature]

Signature

CONTRACT # RR-19-4489

DBE FIRM NAME: **RWD COLLINS COMPANY**
 DBE NAME (WRITE S&A N/A)
 CHECK ALL THAT APPLY:

PRIME JV PARTNER SUBCONTRACTOR TRUCKER SUPPLIER MANUFACTURER

SUBCONTRACTOR: TIER 1 (SUB TO PRIME): Y N TIER 2 OR BELOW: Y N UNDER CONTRACT TO: **George Sollitt**

This form must be completed for EACH disadvantaged business participating in the DBE Utilization Plan. This form is due to the Tollway by 5:00 pm on the fifth calendar day after notification to the prime by the Tollway as low apparent bidder to constructionbid@getpass.com. If additional space is needed, complete an additional form(s) for the firm or attach a detailed information on the DBE firm company letterhead.

PAY ITEM NO.	DESCRIPTION: Indicate whether furnish only, or both furnish and install	QUANTITY	UNIT PRICE	TOTAL CONTRACT AMOUNT (\$)	CHECK # SUPPLIER	TOTAL DBE CREDIT AMOUNT (\$) <small>(Indicate the date of contract award if firm is a SUPPLIER)</small>
JT13C110	SITE ESTABLISHMENT WORK	1	LS	\$ 775,738.00		\$ 775,738
TOTALS FOR THIS DBE FIRM:				\$ 775,738		\$ 775,738

*Contingency Work must not be included under Pay Items and will not be approved toward DBE goal participation until such time as those Pay Items have been confirmed as required work of the contract. Direct Allowance items, including but not limited to Mobilization Item #15671010, will not be approved within the DBE Utilization Plan. NOTE that these items are not included in the determination of the DBE Goal percentage.

1. PARTIAL PAY ITEMS: For any of the above ITEMS that are partial pay items, specifically describe the work and subcontract dollar amount

2. COMMITMENT: The undersigned certify that the information herein is true and correct, and that the DBE listed below has agreed to perform a commercially-useful function in the work of the contract item(s) listed above and to execute a contract to that effect with the Prime Contractor. The undersigned further understand that NO CHANGES to the type or scope of work performed by the DBE may be made without PRIOR WRITTEN APPROVAL and that complete and accurate information regarding actual work performed by the DBE on this contract and the payment thereon must be provided to ISTHA's Department of Diversity and Strategic Development. The Prime Contractor will not assign any of the contract items listed above to a firm other than the DBE identified below without ISTHA's prior written approval. The Prime Contractor must request, in writing, approval by ISTHA's Diversity and Strategic Development Department of any proposed amendment to the type or scope of work to be performed by the DBE no later than three business days from the date the Prime Contractor becomes aware of the circumstances supporting the request. Failure to receive written approval prior to a change in type or scope is a violation of the Special Provision for DBE Participation and can subject the contractor to contract sanctions.

Signature for Prime Contractor: [Redacted] Title: **President** Date: **11-19-19**

Contact: **James Zielinski**

Firm Name: **The George Sollitt Construction Company**

E-mail: **jzielinski@sollitt.com**

Phone: **630-860-7333**

Address: **790 N. Central Ave., Wood Dale, IL 60191**

Signature for DBE Contractor: [Redacted] Title: **PM** Date: **12/6/19**

Contact: **Bill Callahan**

Firm Name: **RWD Collins Company**

E-mail: **bcallahan@rwdcollins.com**

Phone: **708-245-8573**

Address: **7225 W 66th ST Chicago IL 60638**

Business & Contact Information

BUSINESS NAME	R.W. Collins Co.	
OWNER	Ms. Ann Collins	
ADDRESS	7225 West 66th Street Chicago, IL 60638-4701	Map This Address
PHONE	708-325-5015	
FAX	708-458-6870	
EMAIL	acollins@rwcollins.com	

Certification Information

CERTIFYING AGENCY	City of Chicago
CERTIFICATION TYPE	WBE - Women Business Enterprise
CERTIFICATION DATE	12/17/2018
RENEWAL DATE	2/1/2020
EXPIRATION DATE	2/1/2023
CERTIFIED BUSINESS DESCRIPTION	Environmental and Soil Remediation Services; Underground Storage Tank Removal; Waste Management Services 562910 Environmental remediation services 562910 Remediation and clean up of contaminated buildings, mine sites, soil, or ground water 562910 Remediation services, environmental 562910 Site remediation services 562910 Soil remediation services 562910 Oil spill cleanup services

Commodity Codes

Code	Description
NAICS 562910	Environmental remediation services
NAICS 562910	Oil spill cleanup services
NAICS 562910	Remediation and cleanup of contaminated buildings, mine sites, soil, or ground water
NAICS 562910	Remediation services, environmental
NAICS 562910	Site remediation services

NAICS 562910

Soil remediation services

Additional Information

CONTRACT # **RR-19-4489**

DBE FIRM NAME: **MIM PETERS CONSTRUCTION, INC.**
 DBE MBE WBE SBA (A)

CHECK ALL THAT APPLY:

PRIME JV PARTNER SUBCONTRACTOR TRUCKER SUPPLIER MANUFACTURER

SUBCONTRACTOR: TIER 1 (SUB TO PRIME): N TIER 2 OR BELOW: Y N UNDER CONTRACT TO:

This form must be completed for EACH disadvantaged business participating in the DBE Utilization Plan. This form is due to the Tollway by 5:00 pm on the fifth calendar day after notification to the prime by the Tollway as low apparent bidder to constructionid@getpass.com. If additional space is needed, complete an additional form(s) for the firm or attach a detailed information on the DBE firm company letterhead.

PAY ITEM NO. *	DESCRIPTION: Indicate whether furnish only, or both furnish and install.	QUANTITY	UNIT PRICE	TOTAL CONTRACT AMOUNT (\$)	CHECK IF SUPPLIER	TOTAL DBE CREDIT AMOUNT (\$) (reduces to 60% of contract amount if firm is a SUPPLIER)
JT130110	CAST-IN-PLACE CONCRETE	1	1,598,046	1,598,046		1,598,046
TOTALS FOR THIS DBE FIRM:				\$ 1,598,046		\$ 1,598,046

* Contingency Work must not be included under Pay Items and will not be approved toward DBE goal participation until such time as those Pay Items have been confirmed as required work of the contract Direct Allowance items, including but not limited to Mobilization Item #15671010, will not be approved within the DBE Utilization Plan. NOTE that these items are not included in the determination of the DBE Goal percentage.

- PARTIAL PAY ITEMS:** For any of the above ITEMS that are partial pay items, specifically describe the work and subcontract dollar amount.
- COMMITMENT:** The undersigned certifies that the information herein is true and correct, and that the DBE listed below has agreed to perform a commercially-useful function in the work of the contract item(s) listed above and to execute a contract to that effect with the Prime Contractor. The undersigned further understands that NO CHANGES to the type or scope of work performed by the DBE may be made without PRIOR WRITTEN APPROVAL, and that complete and accurate information regarding actual work performed by the DBE on this contract and the payment therefor must be provided to ISTHA's Department of Diversity and Strategic Development. The Prime Contractor will not assign any of the contract items listed above to a firm other than the DBE identified below without ISTHA's prior written approval. The Prime Contractor must request, in writing, approval by ISTHA's Diversity and Strategic Development Department of any proposed amendment to the type or scope of work to be performed by the DBE no later than three business days from the date the Prime Contractor becomes aware of the circumstances supporting the request. Failure to receive written approval prior to a change in type or scope is a violation of the special provision for DBE participation and can subject the contractor to contract sanctions.

Signature for Prime Contractor: **James Zielinski** Title: **President** Date: **12/15/19**

Signature for DBE Contractor: **RACHEL PETERS** Title: **Contractor** Date: **11.18.19**

Firm Name: **George Zielinski** Firm Name: **MIM PETERS CONSTRUCTION INC**
 Email: **jzielinski@soil.it.com** Email: **mim.peters@construction@yahoo.com**
 Phone: **780-866-7333** Phone: **630-740-4729**
 Address: **790 N. CENTRAL AVE. WOOD DALE, IL** Address: **178 S. WESTERN AVE AURORA, IL 60506**

FORM 7/2019 DBE - 13 CONTRACT # **RR-19-4489** Contract No **RR-19-4489**



May 1, 2019

Rocky Donahue
Executive Director

Mary L. Peters
M/M Peters Construction, Inc.
178 S. Western Ave.
Aurora, IL 60506

Dear Ms. Peters:

Pace, has reviewed your annual No Change Affidavit and supporting documentation and is pleased to inform you that your firm continues to meet the Disadvantaged Business Enterprise (DBE) program certification eligibility standards set forth in 49 CFR Part 26.61. Your next No Change Affidavit is due **June 1, 2020**. Notification will be sent to you sixty (60) days prior to this date.

This certification allows your firm to participate as a DBE in the Illinois Unified Certification Program (IL UCP). The participating agencies include the Illinois Department of Transportation, the City of Chicago, the Chicago Transit Authority, Metra and Pace.


If there is any change in circumstances that affect your ability to meet size standards, disadvantaged status, ownership, or control requirements or any material change in the information provided in your initial application, you must provide written notification to this agency within thirty (30) days of the occurrence of the change. Failure to provide this information is a ground for denial of certification based on failure to cooperate pursuant to 49 CFR 26.109(c).

The Directory is used by prime contractors/consultants, as well as other agencies, to solicit participation of DBE firms. The Directory can be accessed on the Internet at www.pacebus.com. Your firm's name will appear in the IL UCP DBE Directory under the following category name(s):

- NAICS Code: 238110 Poured Concrete Foundation and Structure Contractors,
 - Specialty: Concrete finishing, Concrete floor surfacing, concrete pouring, Concrete repair, concrete resurfacing, Footing and foundation concrete contractors, Foundation, building, poured concrete, contractors, and Retaining wall (except anchored earth), poured concrete, construction.

Your participation on contracts will only be credited toward DBE contract goals when you perform in your firm's approved area(s) of specialty. Credit for participation in an area outside your specialty requires prior approval (verification of resources, expertise, and corresponding support documentation, etc.).

Sincerely,


Donald Mayes
DBE Liaison Officer

CONTRACT # RR-19-4489

DBE FIRM NAME: **Araiza Corporation**
 CHECK ALL THAT APPLY: DBE MBE WBE SDB (DBA)

PRIME JV PARTNER SUBCONTRACTOR TRUCKER SUPPLIER MANUFACTURER

SUBCONTRACTOR: TIER 1 (SUB TO PRIME): Y N TIER 2 OR BELOW: Y N UNDER CONTRACT TO:

This form must be completed for EACH disadvantaged business participating in the DBE Utilization Plan. This form is due to the Tollway by 5:00 pm on the fifth calendar day after notification to the prime by the Tollway as low apparent bidder to constructionbid@getpass.com. If additional space is needed, complete an additional form(s) for the firm or attach a detailed information on the DBE firm company letterhead.

PAY ITEM NO. *	DESCRIPTION: Indicate whether furnish only, or both furnish and install.	QUANTITY	UNIT PRICE	TOTAL CONTRACT AMOUNT (\$)	CHECK IF SUPPLIER	TOTAL DBE CREDIT AMOUNT (\$) <small>(Indicate to 50% of contract amount if firm is a SUPPLIER)</small>
STANDARD	Site Concrete	1	LS	\$ 919,500		\$ 919,500
				TOTALS FOR THIS DBE FIRM:		\$ 919,500

*Contingency Work must not be included under Pay Items and will not be approved toward DBE goal participation until such time as those Pay Items have been confirmed as required work of the contract. Direct Allowance items, including but not limited to Mobilization Item #15571010, will not be approved within the DBE Utilization Plan. NOTE that these items are not included in the determination of the DBE Goal percentage.

1. PARTIAL PAY ITEMS: For any of the above ITEMS that are partial pay items, specifically describe the work and subcontract dollar amount.

2. COMMITMENT: The undersigned certify that the information herein is true and correct, and that the DBE listed below has agreed to perform a commercially-useful function in the work of the contract item(s) listed above and to execute a contract to that effect with the Prime Contractor. The undersigned further understand that NO CHANGES to the type or scope of work performed by the DBE may be made without PRIOR WRITTEN APPROVAL, and that complete and accurate information regarding actual work performed by the DBE on this contract and the payment therefor must be provided to ISTHA's Department of Diversity and Strategic Development. The Prime Contractor will not assign any of the contract items listed above to a firm other than the DBE identified below without ISTHA's prior written approval. The Prime Contractor must request, in writing, approval by ISTHA's Diversity and Strategic Development Department of any proposed amendment to the type or scope of work to be performed by the DBE no later than three business days from the date the Prime Contractor becomes aware of the circumstances supporting the request. Failure to receive written approval prior to a change in type or scope is a violation of the Special Provision for DBE Participation and can subject the contractor to contract sanctions.

Signature for Prime Contractor: **James Z. Zelinski** The Date: **12/5/19**
 Contact: **George Solt, Construction**
 Firm Name: **George Solt, Construction**
 E-mail: **jzelinski@gsolth.com**
 Address: **1030 Skid. 1339**
740 N. CENTRAL AVE WOOD DORR, IL

Signature for DBE Contractor: **Adriela Araiza** Title: **Vice President** Date: **12/5/19**
 Contact: **Araiza Corporation**
 Firm Name: **Araiza Corporation**
 E-mail: **info@araizacorp.com**
 Phone: **708-922-2683**
 Address: **4841 W. 173rd St. Country Club Hills, IL 60478**



DEPARTMENT OF PROCUREMENT SERVICES

CITY OF CHICAGO

JAN 10 2019

Tirso Araiza
Araiza Corporation
4841 W. 173rd St.
Country Club Hills, IL 60478

Dear Mr. Araiza:

The City of Chicago has reviewed your annual *No Change Affidavit* and supporting documentation and is pleased to inform you that your firm, **Araiza Corporation**, continues to meet the **Disadvantaged Business Enterprise ("DBE")** certification program eligibility standards set forth in 49 CFR Part 26. Your next No Change Affidavit is due **March 1, 2020**.

This certification allows your firm to participate as a **DBE** in the Illinois Unified Certification Program (IL UCP). The participating agencies include the City of Chicago, Illinois Department of Transportation, the Chicago Transit Authority, Metra and Pace.

If there is any change in circumstances during the course of your certification period that affect your ability to meet size, disadvantaged status, ownership, or control requirements or any material change in the information provided in your initial application, you must provide written notification to this agency within **thirty (30) days** of the occurrence of the change. Failure to provide this information is a ground for denial of certification based on failure to cooperate pursuant to 49 CFR 26.109(c).

Your firm's name will appear in the IL UCP DBE Directory under the following category name(s):

NAICS Code(s):

237310 – Highway, Street, and Bridge Construction

238110 – Poured Concrete Foundation and Structure Contractors

**238990 – Curb and Gutter Construction, Residential and Commercial Driveway
Parking Area, Concrete**

541620 – Environmental Consulting Services

The Directory is used by prime contractors/consultants, as well as other agencies, to solicit participation of DBE, and ACDBE firms. The Directory can be accessed on the Internet at <https://webapps.dot.illinois.gov/UCP/ExternalSearch>.

Your participation on contracts will only be credited toward **DBE** contract goals when you perform in your firm's approved area(s) of specialty. Credit for participation in an area outside your specialty requires prior approval (verification of resources, expertise, and corresponding support documentation, etc.).

Sincerely,



Shannon E. Andrews *my*
Chief Procurement Officer
Department of Procurement Services

SEA/em



CONTRACT # RR-19-4489 DBE FIRM NAME M. Cannon Roofing Co.

CHECK ALL THAT APPLY: DBE WBE SBA (W)

CHECK ALL THAT APPLY:

PRIME JV PARTNER SUBCONTRACTOR TRUCKER SUPPLIER MANUFACTURER

SUBCONTRACTOR TIER 1 (SUB TO PRIME) TIER 2 OR BELOW UNDER CONTRACT TO: _____

This form must be completed for EACH disadvantaged business participating in the DBE Utilization Plan. This form is due to the Tollway by 5:00 pm on the fifth calendar day after notification to the prime by the Tollway as low apparent bidder to constructionbid@getpass.com. If additional space is needed, complete an additional form(s) for the firm or attach a detailed information on the DBE firm company letterhead.

PAY ITEM NO. *	DESCRIPTION: Indicate whether furnish only, or both furnish and install.	QUANTITY	UNIT PRICE	TOTAL CONTRACT AMOUNT (\$)	CHECK IF SUPPLIER	TOTAL DBE CREDIT AMOUNT (\$) <small>(Reduce to 50% of contract amount if firm is a SUPPLIER)</small>
JT130110	Install roofing system	1	LS	\$930,000		\$930,000
TOTALS FOR THIS DBE FIRM:				\$930,000		\$930,000

* Contingency Work must not be included under Pay Items and will not be approved toward DBE goal participation until such time as those Pay Items have been confirmed as required work of the contract. Direct Allowance items, including but not limited to Mobilization Item #25671010, will not be approved within the DBE Utilization Plan. NOTE that these items are not included in the determination of the DBE Goal percentage.

- PARTIAL PAY ITEMS:** For any of the above ITEMS that are partial pay items, specifically describe the work and subcontract dollar amount.
- COMMITMENT:** The undersigned certify that the information herein is true and correct, and that the DBE listed below has agreed to perform a commercially-useful function in the work of the contract item(s) listed above and to execute a contract to that effect with the Prime Contractor. The undersigned further understand that NO CHANGES to the type or scope of work performed by the DBE may be made without PRIOR WRITTEN APPROVAL and that complete and accurate information regarding actual work performed by the DBE on this contract and the payment thereon must be provided to ISTHA's Department of Diversity and Strategic Development. The Prime Contractor will not assign any of the contract items listed above to a firm other than the DBE identified below without ISTHA's prior written approval. The Prime Contractor must request, in writing, approval by ISTHA's Diversity and Strategic Development Department of any proposed amendment to the type or scope of work to be performed by the DBE no later than three business days from the date the Prime Contractor becomes aware of the circumstances supporting the request. Failure to receive written approval prior to a change in type or scope is a violation of the Special Provision for DBE Participation and can subject the contractor to contract termination.

Signature for Prime Contractor: [Redacted] Title: President Date: 12/5/19

Contact: James Zielinski

Firm Name: George Sellitt Construction

E-mail: jzielinski@sellitt.com

Phone: 630.840.7333

Address: 740 N. CENTRAL AVE. WOOD DALE, IL

Contact: Mark Cannon

Firm Name: M. Cannon Roofing Co.

E-mail: mark@mcannonroofing.com

Phone: (847) 519 0698

Address: 1238 Remington Rd. Schaumburg, IL 60173



Thomas J. Ross
Executive Director

January 24, 2019

Mark T. Cannon
M. Cannon Roofing Co., LLC
1238 Remington Road
Schaumburg, IL 60173

Dear Mr. Cannon:

Pace, has reviewed your annual No Change Affidavit and supporting documentation and is pleased to inform you that your firm continues to meet the Disadvantaged Business Enterprise (DBE) program certification eligibility standards set forth in 49 CFR Part 26.61. Your next No Change Affidavit is due **March 1, 2020**. Notification will be sent to you sixty (60) days prior to this date.

This certification allows your firm to participate as a DBE in the Illinois Unified Certification Program (IL UCP). The participating agencies include the Illinois Department of Transportation, the City of Chicago, the Chicago Transit Authority, Metra and Pace.

If there is any change in circumstances that affect your ability to meet size standards, disadvantaged status, ownership, or control requirements or any material change in the information provided in your initial application, you must provide written notification to this agency within thirty (30) days of the occurrence of the change. Failure to provide this information is a ground for denial of certification based on failure to cooperate pursuant to 49 CFR 26.109(c).

The Directory is used by prime contractors/consultants, as well as other agencies, to solicit participation of DBE firms. The Directory can be accessed on the Internet at www.pacebus.com. Your firm's name will appear in the IL UCP DBE Directory under the following category name(s):

- NAICS Code: 238160 Roofing Contractors

Your participation on contracts will only be credited toward DBE contract goals when you perform in your firm's approved area(s) of specialty. Credit for participation in an area outside your specialty requires prior approval (verification of resources, expertise, and corresponding support documentation, etc.).

Sincerely,



Donald Mayes
DBE Liaison Officer



OFFICE OF CONTRACT COMPLIANCE

EDWARD H. OLIVIERI

DIRECTOR

118 N. Clark, County Building, Room 1020 • Chicago, Illinois 60602 • (312) 603-5502

TONI PRECKWINKLE

PRESIDENT

Cook County Board
of Commissioners

BRANDON JOHNSON

1st District

DENNIS DEER

2nd District

BILL LOWRY

3rd District

STANLEY MOORE

4th District

DEBORAH SIMS

5th District

DONNA MILLER

6th District

ALMA E. ANAYA

7th District

LUIS ARROYO, JR.

8th District

PETER M. SILVESTRI

9th District

BRIDGET GAIMER

10th District

JOHN P. DALEY

11th District

BRIDGET DEGNEN

12th District

LARRY SUFFREDIN

13th District

SCOTT R. BRITTON

14th District

KEVIN B. MORRISON

15th District

JEFFREY R. TOBOLSKO

16th District

SEAN M. MORRISON

17th District

March 28, 2019

Mr. Mark Cannon
Managing Member
M. Cannon Roofing Co., LLC
1238 Remington Road
Schaumburg, IL 60173

Re: Annual Certification Expires: May 21, 2020

Dear Mr. Cannon:

Congratulations on your continued eligibility for Certification as a Minority-owned Business Enterprise (MBE) by Cook County Government. This certification is valid until May 21, 2021; however, you must re-validate your firms' certification annually.

As a condition of continued Certification, you must file a "No Change Affidavit" within sixty (60) business days prior to the date of Annual Certification Expiration. Failure to file this Affidavit shall result in the termination of your Certification. You must notify Cook County Government's Office of Contract Compliance of any change in ownership or control or any other matters or facts affecting your firm's eligibility for Certification within fifteen (15) business days of such change.

Cook County Government may commence action to remove your firm as a MBE vendor if you fail to notify us of any changes of facts affecting your firm's Certification, or if your firm otherwise fails to cooperate with the County in any inquiry or investigation. Removal of status may also be commenced if your firm is found to be involved in bidding or contractual irregularities.

Your firm's name will be listed in Cook County's Directory of certified firms in the following area(s) of specialty:

CONSTRUCTION: ROOFING CONTRACTOR

Your firm's participation on Cook County contracts will be credited toward MBE goals in your area(s) of specialty. While your participation on Cook County contracts is not limited to your specialty, credit toward MBE goals will be given only for work performed in the specialty category.

Thank you for your continued interest in Cook County Government's Minority, Women, Veteran, and Service-Disabled Veteran Business Enterprise Programs.

Sincerely,


Edward H. Olivieri
Contract Compliance Director

EHO/ew



CONTRACT # RR-19-4489

DBE FIRM NAME: Volt Electric, Inc.
CIRCLE ALL THAT APPLY: DBE MBE SBA (8(a))

PRIME JV PARTNER SUBCONTRACTOR TRUCKER SUPPLIER MANUFACTURER

SUBCONTRACTOR: TIER 1 (SUB TO PRIME): Y N TIER 2 OR BELOW: Y N UNDER CONTRACT TO:

This form must be completed for EACH disadvantaged business participating in the DBE Utilization Plan. This form is due to the Tollway by 5:00 pm on the fifth calendar day after notification to the prime by the Tollway as low apparent bidder to constructionbid@getpass.com. If additional space is needed, complete an additional form(s) for the firm or attach a detailed information on the DBE firm company letterhead.

PAV ITEM NO. *	DESCRIPTION: Indicate whether furnish only, or both furnish and install.	QUANTITY	UNIT PRICE	TOTAL CONTRACT AMOUNT (\$)	CHECK IF SUPPLIER	TOTAL DBE CREDIT AMOUNT (\$) <small>(reduce to 60% of contract amount if firm is a SUPPLIER)</small>
JT130110	Electrical - Furnish and Install	1	LS	\$2,660,000		\$2,660,000
				TOTALS FOR THIS DBE FIRM:		\$2,660,000

*Contingency Work must not be included under Pay Items and will not be approved toward DBE goal participation until such time as those Pay Items have been confirmed as required work of the contract. Direct Allowance items, including but not limited to Mobilization Item #15671010, will not be approved within the DBE Utilization Plan. NOTE that these items are not included in the determination of the DBE Goal percentage.

1. **PARTIAL PAY ITEMS:** For any of the above ITEMS that are partial pay items, specifically describe the work and subcontract dollar amount.

2. **COMMITMENT:** The undersigned certifies that the information herein is true and correct, and that the DBE listed below has agreed to perform a commercially-useful function in the work of the contract item(s) listed above and to execute a contract to that effect with the Prime Contractor. The undersigned further understands that NO CHANGES to the type or scope of work performed by the DBE may be made without PRIOR WRITTEN APPROVAL and that complete and accurate information regarding actual work performed by the DBE on this contract and the payment therefor must be provided to ISTHA's Department of Diversity and Strategic Development. The Prime Contractor will not assign any of the contract items listed above to a firm other than the DBE identified below without ISTHA's prior written approval. The Prime Contractor must request, in writing, approval by ISTHA's Diversity and Strategic Development Department of any proposed amendment to the type or scope of work to be performed by the DBE no later than three business days from the date the Prime Contractor becomes aware of the circumstances supporting the request. Failure to receive written approval prior to a change in type or scope is a violation of the special provision for DBE Participation and can subject the contractor to contract sanctions.

Signature for Prime Contractor: [Redacted] Title: President Date: 11-19-19

Signature for DBE Contractor: [Redacted] Title: President Date: 11/19/2019

Contact: James Zielinski
 Firm Name: The George Sollitt Construction Company
 E-mail: jzielinski@sollitt.com
 Phone: 630-860-7333
 Address: 790 N. Central Ave., Wood Dale, IL 60191

Contact: Luisa Bronski
 Firm Name: Volt Electric, Inc.
 E-mail: lb@voltelectricinc.com
 Phone: 630-552-1600
 Address: 9S500 Bushnell Rd, Big Rock, IL 60511

Luisa Bronski

From: State of Illinois Central Management Services <cms@diversitycompliance.com>
Sent: Monday, April 15, 2019 1:21 PM
To: lb@voltelectricinc.com
Subject: CMS: Certification Approved

Luisa Anetta Bronski
Volt Electric, Inc.
9 S. 500 Bushnell Rd
Big Rock, IL 60511

Dear Luisa Anetta Bronski:

Re: Women Business Enterprise (WBE)
Certification Term Expires: April 15, 2020

Congratulations! After reviewing the information that you supplied, we are pleased to inform you that your firm has been granted certification under the Business Enterprise Program (BEP) for Minority, Females, and Persons with Disabilities.

This certification is in effect with the State of Illinois until the date specified above.

At least 15 days prior to the anniversary date of your certification, you will be notified by BEP through email to update your certification as a condition of continued certification. It is your responsibility to ensure that the contact email address listed in the system is accurate and up to date and that the email account is checked regularly so that you do not miss any important notifications. In addition, should any changes occur in ownership and/or control of the business or other changes affecting the firm's operations, you are required to notify BEP within two weeks. Failure to notify our office of changes will result in decertification of your firm.

Your firm's name will appear in the State's directory as a certified vendor with the Business Enterprises Program in the specialty area(s) of:

NIGP 28000: ELECTRICAL CABLE AND WIRE, NOT ELECTRONIC

Your firm will only show up in the database of BEP-certified vendors under the NIGP codes listed above, so PLEASE REVIEW THE LIST CAREFULLY TO ENSURE THAT ALL RELEVANT NIGP CODES ARE INCLUDED.

Also, please be advised that this certification does not guarantee that you will receive a State contract. Please visit the Vendor Registration page on www.opportunities.illinois.gov and be sure to register with each of the Procurement Bulletins listed so that you are notified of upcoming solicitations in your NIGP codes. Certification with the Business Enterprise Program does not ensure you receive notifications; you must also register with the Procurement Bulletins.

Thank you for your participation in the Business Enterprise Program. We welcome your participation and wish you continued success.

Sincerely,

Carlos Gutiérrez



OFFICE OF THE COMPTROLLER
CITY OF CHICAGO

MAY 19 2016

Luisa Anetta Bronski
Volt Electric, Inc.
9S500 Bushnell Rd.
Big Rock, IL 60511

Dear Luisa Anetta Bronski:

We are pleased to inform you that **Volt Electric, Inc.** has been certified as a **Women-Owned Business Enterprise ("WBE")** by the City of Chicago ("City"). This **WBE** certification is valid until **3/15/2021**; however your firm's certification must be revalidated annually. In the past the City has provided you with an annual letter confirming your certification; such letters will no longer be issued. As a consequence, we require you to be even more diligent in filing your **annual No-Change Affidavit 60 days** before your annual anniversary date.

It is now your responsibility to check the City's certification directory and verify your certification status. As a condition of continued certification during the five year period stated above, you must file an annual No-Change Affidavit. Your firm's **annual No-Change Affidavit** is due by **3/15/2017, 3/15/2018, 3/15/2019, and 3/15/2020**. Please remember, you have an affirmative duty to file your **No-Change Affidavit 60 days** prior to the date of expiration. Failure to file your annual No-Change Affidavit may result in the suspension or rescission of your certification.

Your firm's five year certification will expire on **3/15/2021**. You have an affirmative duty to file for recertification **60 days** prior to the date of the five year anniversary date. Therefore, you must file for recertification by **1/15/2021**.

It is important to note that you also have an ongoing affirmative duty to notify the City of any changes in ownership or control of your firm, or any other fact affecting your firm's eligibility for certification **within 10 days** of such change. These changes may include but are not limited to a change of address, change of business structure, change in ownership or ownership structure, change of business operations, gross receipts and or personal net worth that exceed the program threshold. Failure to provide the City with timely notice of such changes may result in the suspension or rescission of your certification. In addition, you may be liable for civil penalties under Chapter 1-22, "False Claims", of the Municipal Code of Chicago.

121 NORTH LASALLE STREET, ROOM 806, CHICAGO ILLINOIS 60602

Please note – you shall be deemed to have had your certification lapse and will be ineligible to participate as a **WBE** if you fail to:

- File your annual No-Change Affidavit within the required time period;
- Provide financial or other records requested pursuant to an audit within the required time period;
- Notify the City of any changes affecting your firm's certification **within 10 days** of such change; or
- File your recertification within the required time period.

Please be reminded of your contractual obligation to cooperate with the City with respect to any reviews, audits or investigation of its contracts and affirmative action programs. We strongly encourage you to assist us in maintaining the integrity of our programs by reporting instances or suspicions of fraud or abuse to the **City's Inspector General** at chicagoinspectorgeneral.org, or **866-IG-TIPLINE (866-448-4754)**.

Be advised that if you or your firm is found to be involved in certification, bidding and/or contractual fraud or abuse, the City will pursue decertification and debarment. In addition to any other penalty imposed by law, any person who knowingly obtains, or knowingly assists another in obtaining a contract with the City by falsely representing the individual or entity, or the individual or entity assisted is guilty of a misdemeanor, punishable by incarceration in the county jail for a period not to exceed six months, or a fine of not less than \$5,000 and not more than \$10,000 or both.

Your firm's name will be listed in the City's Directory of Minority and Women-Owned Business Enterprises in the specialty area(s) of:


NAICS Code(s):

238210 - Electrical contractors

Your firm's participation on City contracts will be credited only toward **Women-Owned Business Enterprise** goals in your area(s) specialty. While your participation on City contracts is not limited to your area of specialty, credit toward goals will be given only for work that is self-performed and providing a commercially useful function that is done in the approved specialty category.

Thank you for your interest in the City's Minority and Women-Owned Business Enterprise (MBE/WBE) Program.

Sincerely,



Richard Butler
First Deputy Procurement Officer
RB/mm

Handwritten initials in the bottom right corner of the page, possibly reading 'RB/mm'.



CONTRACT # RR-19-4489

DBE FIRM NAME: Toro Construction Corp.
CHECK ALL THAT APPLY: DBE, MBE, WBE, SDB, 8(a)

PRIME: _____ JV PARTNER: _____ SUBCONTRACTOR: YES TRUCKER: _____ SUPPLIER: _____ MANUFACTURER: _____
CHECK ALL THAT APPLY:

PRECONTRACTOR: _____ TERM 1 (SUB TO PRIME): Y N TERM 2 OR BELOW: Y N UNDER CONTRACT TO: _____

This form must be completed for EACH disadvantaged business participating in the DBE Utilization Plan. This form is due to the Tollway by 5:00 pm on the fifth calendar day after notification to the prime by the Tollway as low apparent bidder to constructionbid@getipass.com. (If additional space is needed, complete an additional form(s) for the firm or attach a detailed information on the DBE firm company letterhead.

PAY ITEM NO. *	DESCRIPTION: Indicate whether furnish only, or both furnish and install.	QUANTITY	UNIT PRICE	TOTAL CONTRACT AMOUNT (\$)	CHECK IF SUPPLIER	TOTAL DBE CREDIT AMOUNT (\$) <small>(Indicate as % of contract amount if firm is SUPPLIER)</small>
TT130110	Gold Form Framing + ALT (See Attached Quote)	1	LS	\$100,000		\$100,000
				TOTALS FOR THIS DBE FIRM:		\$100,000

*Contingency Work must not be included under Pay Items and will not be approved toward DBE goal participation until such time as those Pay Items have been confirmed as required work of the contract. Direct Allowance Items, including but not limited to Mobilization Item #15671010, will not be approved within the DBE Utilization Plan. NOTE that these items are not included in the determination of the DBE goal percentage.

- PARTIAL PAY ITEMS:** For any of the above ITEMS that are partial pay items, specifically describe the work and subcontract dollar amount
- COMMITMENT:** The undersigned certifies that the information herein is true and correct, and that the DBE listed below has agreed to perform a commercially-useful function in the work of the contract item(s) listed above and to execute a contract to that effect with the Prime Contractor. The undersigned further understands that NO CHANGES to the type or scope of work performed by the DBE may be made without PRIOR WRITTEN APPROVAL and that complete and accurate information regarding actual work performed by the DBE on this contract and the payment therefor must be provided to ISTHA's Department of Diversity and Strategic Development. The Prime Contractor will not assign any of the contract items listed above to a firm other than the DBE identified below without ISTHA's prior written approval. The Prime Contractor must request, in writing, approval by ISTHA's Diversity and Strategic Development Department of any proposed amendment to the type or scope of work to be performed by the DBE no later than three business days from the date the Prime Contractor becomes aware of the circumstances supporting the request. Failure to receive written approval prior to a change in type or scope is a violation of the Special Provision for DBE Participation and can subject the contractor to contract sanctions.

Signature for Prime Contractor: JAMES ZIELINSKI Title: President Date: 12/5/19

Contact: JAMES ZIELINSKI

Firm Name: GEORGE SOLITTF CONSTRUCTION

E-mail: jzielinski@solitt.com

Phone: 630.860.7333

Address: 740 N. CENTRAL AVE. WOOD DALE, IL

Signature for DBE Contractor: Luis Vazquez Title: Vice President Date: 12/03/19

Contact: Luis Vazquez

Firm Name: Toro Construction Corp.

E-mail: lvazquez@toroconstructioncorp.com

Phone: 773.306.0554

Address: 6233 W 63rd Street, Chicago, IL 60638



January 15, 2015

Vazquez Socorro
Toro Construction Corp
4556 W 61st Street
Chicago, IL 60629-5442

Certification Term Expires: January 15, 2016

Dear Business Owner:

Re: (FMBE) Full Certification Approval

Congratulations! We are pleased to inform you that your firm has been granted certification as a Female and Minority Business Enterprise (FMBE) under the Business Enterprise Program (BEP) for Minorities, Females, and Persons with Disabilities.

Although your full certification is valid for a five-year term until January 15, 2020, you are required to submit an annual Affidavit of No-Change form 60 days prior to the anniversary day of your certification; you will be notified by BEP to update your certification as a condition of continued certification. It is your responsibility to ensure that your firm's certification remains current. In addition, should any changes occur in ownership and/or control of the business or other changes affecting the firm's operations, you are required to notify this office within 14 business days of such changes. Failure to return the annual No-change Affidavit or notify our office of any changes will result in decertification of your firm.

Please be advised, while this certification does not guarantee you will receive a State contract, it does assure your firm the opportunity to participate in the State's procurement process. Your firm's participation on State contracts will be credited only toward Female and Minority Business Enterprise (FMBE) goals in your area(s) of specialty. Your firm's name will appear in the State's Directory as a certified vendor with the Business Enterprise Program (BEP) in the specialty area(s) of:

SERVICES, DRY WALL
GENERAL CONTRACTING
SERVICES, FRAMING
SERVICES, CARPENTER

Please visit our website at www.sell2.illinois.gov to obtain information about current and upcoming procurement opportunities, contracts, forms, and also to register to receive email alerts when the State is preparing to purchase a product or service you may provide.

Thank you for your participation in the Business Enterprise Program (BEP). We welcome your participation and wish you continued success.

Sincerely,



Carlos Gutierrez
Certification Manager
Business Enterprise Program



6233 W 63RD STREET • CHICAGO IL 60638
 TEL: (773) 306-0554 • FAX (773) 306-0050
 HUD SECTION 3 BUSINESS CONCERN
 MBE • FBE • PBE

6

December 4, 2019

Proposal # 19122 Revision 1

Attention: Estimating Department

Regarding: Illinois Tollway M-16 & M-1 Maintenance Facilities

We submit herewith our Lump sum proposal for the labor materials and equipment and adhering to all O.S.H.A. safety standards and regulations to provide carpentry services on the above referenced project. Proposal to reflect Illinois Tollway M-16 & M-1 Maintenance Facilities. Plan Date 10/04/2019

Base bid inclusions and options

1. **Total for Light Gauge Metal & Gypsum Wall Assemblies Scope Below** ~~\$170,500.00~~
 - Supply fasteners to complete scope
 - Labor & materials for Gypsum Wall Assemblies Page A-800 & A-810
 - Labor & materials for Gypsum Ceilings.
 - Taping level 4 below FCH

2. **Total for Rough Carpentry Scope Below** \$52,810.00
 - Supply fasteners to complete scope
 - Supply and Install Material for Material Storage roof per Page A-112
 - Supply & install wood blocking at roof Parapet

3. **Total for Frames, Slabs & Hardware Scope Below** \$45,170.00
 - Supply fasteners to complete scope
 - Install doors and hardware supplied by others per Door Schedule Page A-900
 - Grout frames per plan

4. **Total for Finish Carpentry Scope Below** ~~\$20,280.00~~
 - Supply fasteners to complete scope
 - Install Bathroom accessories supplied by others
 - Install stall dividers supplied by others
 - Install preassembled cabinets and hardware
 - Install laminated tops (solid surface tops by others)

~~417,530~~

5. **Total for ACT Scope Below** \$33,000.00
 - Supply fasteners to complete scope
 - Supply and install acoustical Prelude Grid per Page
 - Supply & install Cirrus 2x2 & 2x4 Ceiling Tile per Page

12519 deal with this

card form - ACT \$100,000



6233 W 63RD STREET • CHICAGO IL 60638
 TEL: (773) 306-0554 • FAX (773) 306-0050
 HUD SECTION 3 BUSINESS CONCERN
 MBE • FBE • PBE

②
 68370

December 4, 2019

Proposal # 19122 Revision 1

6. **Total for Cold Formed Framing Scope Below** \$40,220.00
- Supply fasteners to complete scope
 - Supply & install CFF at Skylights
 - Supply & install CFF at Canopy overhang
 - Engineering for CFF sizes & gauges
 - Supply & install glass mat exterior sheathing per plan
 - Supply & install 4' polystyrene at skylight framing

68370

*The Salt Dome has not been figured as a part of this proposal

Base bid exclusions

- Permits
- Dumpsters
- Painting
- Low voltage connections
- Millwork
- Safety partition walls
- Spray on flameproof
- Overtime/premium time
- Temporary heat and protection
- Demolition
- Supply Doors
- Curtain wall framing
- Store front glass or doors
- Wood trim

We thank you for the invitation to bid on this project
 Luis A Vazquez
 TORO CONSTRUCTION CORP

Small enough to listen, Big enough to deliver

CONTRACT # **RR-19-4489**

DBE FIRM NAME:	Master Design Build LLC
CIRCLE ALL THAT APPLY:	DBE <input checked="" type="radio"/> MBE <input type="radio"/> WBE <input type="radio"/> SBA (8(a)) <input type="radio"/>

PRIME JV PARTNER SUBCONTRACTOR TRUCKER SUPPLIER MANUFACTURER

SUBCONTRACTOR: TIER 1 (SUB TO PRIME): Y N TIER 2 OR BELOW: Y N UNDER CONTRACT TO:

This form must be completed for EACH disadvantaged business participating in the DBE Utilization Plan. This form is due to the Tollway by 5:00 pm on the fifth calendar day after notification to the prime by the Tollway as low apparent bidder to constructionbid@getpass.com. If additional space is needed, complete an additional form(s) for the firm or attach a detailed information on the DBE firm company letterhead.

PAY ITEM NO. *	DESCRIPTION: Indicate whether furnish only, or both furnish and install.	QUANTITY	UNIT PRICE	TOTAL CONTRACT AMOUNT (\$)	CHECK # SUPPLIER	TOTAL DBE CREDIT AMOUNT (\$) <small>(Indicate to what of contract amount if firm is a SUPPLIER)</small>
JT130110	Plumbing - Site Utilities	1	LS	\$ 950,000		\$ 950,000
				TOTALS FOR THIS DBE FIRM:		\$ 950,000

*Contingency Work must not be included under Pay Items and will not be approved toward DBE goal participation until such time as those Pay Items have been confirmed as required work of the contract. Direct Allowance Items, including but not limited to Mobilization Item #15671010, will not be approved within the DBE Utilization Plan. NOTE that these items are not included in the determination of the DBE goal percentage.

- PARTIAL PAY ITEMS:** For any of the above ITEMS that are partial pay items, specifically describe the work and subcontract dollar amount.
- COMMITMENT:** The undersigned certify that the information herein is true and correct, and that the DBE listed below has agreed to perform a commercially-useful function in the work of the contract item(s) listed above and to execute a contract to that effect with the Prime Contractor. The undersigned further understand that NO CHANGES to the type or scope of work performed by the DBE may be made without PRIOR WRITTEN APPROVAL and that complete and accurate information regarding actual work performed by the DBE on this contract and the payment thereon must be provided to ISTHA's Department of Diversity and Strategic Development. The Prime Contractor will not assign any of the contract items listed above to a firm other than the DBE identified below without ISTHA's prior written approval. The Prime Contractor must request, in writing, approval by ISTHA's Diversity and Strategic Development Department of any proposed amendment to the type or scope of work to be performed by the DBE no later than three business days from the date the Prime Contractor becomes aware of the circumstances supporting the request. Failure to receive written approval prior to a change in type or scope is a violation of the Special Provision for DBE Participation and can subject the contractor to contract sanctions.

Signature for Prime Contractor: [Redacted] Title: **President** Date: **11-19-19**

Signature for DBE Contractor: [Redacted] Title: **Plumbing Division Estimator** Date: **12-5-2019**

Contact: **James Zielinski**

Contact: **Mike Poul**

Firm Name: **The George Sollitt Construction Company**

Firm Name: **Master Design Build LLC**

E-mail: **zielinski@sollitt.com**

E-mail: **mopoul@masterdesignbuild.com**

Phone: **630-860-7333**

Phone: **312-785-7424**

Address: **790 N. Central Ave., Wood Dale, IL 60191**

Address: **5509 N Cumberland Ave ste 501, Chicago, IL 60656**



TONI PRECKWINKLE

Cook County Board
of Commissioners

Contract Compliance
Director

111 N. Dearborn
Chicago, IL 60610

630.318.2200
3rd District

630.318.2200
3rd District

630.318.2200
3rd District

630.318.2200
3rd District

630.318.2200
3rd District

630.318.2200
3rd District

630.318.2200
3rd District

630.318.2200
3rd District

630.318.2200
3rd District

630.318.2200
3rd District

630.318.2200
3rd District

630.318.2200
3rd District

630.318.2200
3rd District

630.318.2200
3rd District

630.318.2200
3rd District

EDWARD H. OLIVIERI

EDWARD H. OLIVIERI

Contract Compliance

Director • 111 N. Dearborn • Chicago, Illinois 60610 • 630.318.2200

January 8, 2019

Mr. Javier Delatorre, President
Master Design Build, LLC
5509 North Cumberland Avenue, Suite 501
Chicago, IL 60656

Re: Annual Certification Expires: January 8, 2020

Dear Mr. Delatorre:

Congratulations on your continued eligibility for Certification as a **Minority-owned Business Enterprise (MBE)** and **Veteran-owned Business Enterprise (VBE)** by Cook County Government. This certification is valid until **January 8, 2021**; however, you must re-validate your firms' certification annually.

As a condition of continued Certification during this five (5) year term, you must file a **"No Change Affidavit"** within **sixty (60) business days prior to the date of Annual Certification Expiration**. Failure to file this Affidavit shall result in the termination of your Certification. You must notify Cook County Government's Office of Contract Compliance of any change in ownership or control or any other matters or facts affecting your firm's eligibility for Certification within **fifteen (15) business days** of such change.

Cook County Government may commence action to remove your firm as an **MBE/VBE** vendor if you fail to notify us of any changes of facts affecting your firm's Certification, or if your firm otherwise fails to cooperate with the County in any inquiry or investigation. Removal of status may also be commenced if your firm is found to be involved in bidding or contractual irregularities.


Your firm's name will be listed in Cook County's Directory of certified firms in the following area(s) of specialty:

Construction: General Contractor – Carpentry Services

Your firm's participation on Cook County contracts will be credited toward **MBE** or **VBE** goals in your area(s) of specialty. While your participation on Cook County contracts is not limited to your specialty, credit toward **MBE** or **VBE** goals will be given only for work performed in the specialty category.

Thank you for your continued interest in Cook County Government's Minority, Women, Veteran, and Service-Disabled Veteran Business Enterprise Programs.

Sincerely,



Edward H. Olivieri
Contract Compliance Director

EHO/lar

CONTRACT # RR-19-4489

DBE FIRM NAME: Standard Industrial & Automotive Equipment, Inc.

CHECK ALL THAT APPLY: DBE MBE WBE SBA (8)(A)

PRIME JV PARTNER SUBCONTRACTOR TRUCKER SUPPLIER MANUFACTURER

SUBCONTRACTOR: TIER 1 (SUB TO PRIME) Y N TIER 2 OR BELOW: Y N UNDER CONTRACT TO: Standard Industrial & Automotive Equipment, Inc.

This form must be completed for EACH disadvantaged business participating in the DBE Utilization Plan. This form is due to the Tollway by 5:00 pm on the fifth calendar day after notification to the prime by the Tollway as to apparent bidder to constructionbid@getpass.com. If additional space is needed, complete an additional form(s) for the firm or attach a detailed information on the DBE firm company letterhead.

PAY ITEM NO. *	DESCRIPTION: Indicate whether furnish only, or both furnish and install.	QUANTITY	UNIT PRICE	TOTAL CONTRACT AMOUNT (\$)	CHECK IF SUPPLIER	TOTAL DBE CREDIT AMOUNT (\$) <small>(reduce to 80% of contract amount if firm is a SUPPLIER)</small>
J130110	Labor to install vehicle lifts (Option 2), lubrication system, compressed air system, miscellaneous shop equipment and pneumatic equipment, welder equipment.	1	\$350,000	\$350,000.00		\$350,000.00
TOTALS FOR THIS DBE FIRM:				\$350,000.00		\$350,000.00

* Contingency Work must not be included under Pay Items and will not be approved toward DBE goal participation until such time as those Pay Items have been confirmed as required work of the contract. Direct Allowance items, including but not limited to Mobilization Item #15673010, will not be approved with in the DBE Utilization Plan. NOTE that these items are not included in the determination of the DBE goal percentage.

- PARTIAL PAY ITEMS:** For any of the above ITEMS that are partial pay items, specifically describe the work and subcontract dollar amount.
- COMMITMENT:** The undersigned certifies that the information herein is true and correct, and that the DBE listed below has agreed to perform a commercially useful function in the work of the contract item(s) listed above and to execute a contract to that effect with the Prime Contractor. The undersigned further understands that NO CHANGES to the type or scope of work performed by the DBE may be made without PRIOR WRITTEN APPROVAL and that complete and accurate information regarding actual work performed by the DBE on this contract and the payment therefor must be provided to ISTHA's Department of Diversity and Strategic Development. The Prime Contractor will not assign any of the contract items listed above to a firm other than the DBE identified below without ISTHA's prior written approval. The Prime Contractor must request, in writing, approval by ISTHA's Diversity and Strategic Development Department of any proposed amendment to the type or scope of work to be performed by the DBE no later than three business days from the date the Prime Contractor becomes aware of the circumstances supporting the request. Failure to receive written approval prior to a change in type or scope is a violation of the Special Provision for DBE Participation and can subject the contractor to contract sanctions.

Signature for Prime Contractor: [Redacted] Date: 11/18/19

Contact: [Redacted]

Firm Name: Standard Industrial & Automotive Equipment, Inc.

Address: 808 S. Euclid, Oak Park, IL 60304

Phone: 773-208-0811

Email: sales@stdindauto.com

Business & Contact Information

BUSINESS NAME	Vehicle Lifts & Mechanical Equipment, Inc.	
OWNER	Mr. Joseph Perez	
ADDRESS	808 South Euclid Avenue Oak Park, IL 60304-1208	Map This Address
PHONE	708-560-6424	
FAX	708-350-4300	
EMAIL	info@vehicleliftsusa.com	

Certification Information

CERTIFYING AGENCY	City of Chicago
CERTIFICATION TYPE	MBE - Minority Business Enterprise
CERTIFICATION DATE	8/23/2019
RENEWAL DATE	8/1/2020
EXPIRATION DATE	8/1/2023
CERTIFIED BUSINESS DESCRIPTION	NAICS 238290 Vehicle lift installation

Commodity Codes

Code	Description
NAICS 238290	Vehicle lift installation

Additional Information



CONTRACT #	
DBE FIRM NAME:	
CIRCLE ALL THAT APPLY:	DBE MBE WBE SBA 8(A)

CHECK ALL THAT APPLY:

PRIME JV PARTNER SUBCONTRACTOR TRUCKER SUPPLIER MANUFACTURER

SUBCONTRACTOR: TIER 1 (SUB TO PRIME): Y N TIER 2 OR BELOW: Y N UNDER CONTRACT TO: _____

This form must be completed for EACH disadvantaged business participating in the DBE Utilization Plan. This form is due to the Tollway by 5:00 pm on the fifth calendar day after notification to the prime by the Tollway as low apparent bidder to constructionbid@getipass.com. If additional space is needed, complete an additional form(s) for the firm or attach a detailed information on the DBE firm company letterhead

PAY ITEM NO. *	DESCRIPTION: Indicate whether furnish only, or both furnish and install.	QUANTITY	UNIT PRICE	TOTAL CONTRACT AMOUNT (\$)	CHECK IF SUPPLIER	TOTAL DBE CREDIT AMOUNT (\$) <small>(reduce to 60% of contract amount if firm is a SUPPLIER)</small>
TOTALS FOR THIS DBE FIRM:						

*Contingency Work must not be included under Pay Items and will not be approved toward DBE goal participation until such time as those Pay items have been confirmed as required work of the contract Direct Allowance items, including but not limited to Mobilization Item #J5671010, will not be approved within the DBE Utilization Plan. NOTE that these items are not included in the determination of the DBE Goal percentage.

- PARTIAL PAY ITEMS:** For any of the above ITEMS that are partial pay items, specifically describe the work and subcontract dollar amount.
- COMMITMENT:** The undersigned certifies that the information herein is true and correct, and that the DBE listed below has agreed to perform a commercially-useful function in the work of the contract item(s) listed above and to execute a contract to that effect with the Prime Contractor. The undersigned further understands that NO CHANGES to the type or scope of work performed by the DBE may be made without PRIOR WRITTEN APPROVAL and that complete and accurate information regarding actual work performed by the DBE on this contract and the payment thereon must be provided to ISTHA's Department of Diversity and Strategic Development. **The Prime Contractor will not assign any of the contract items listed above to a firm other than the DBE identified below without ISTHA's prior written approval. The Prime Contractor must request, in writing, approval by ISTHA's Diversity and Strategic Development Department of any proposed amendment to the type or scope of work to be performed by the DBE no later than three business days from the date the Prime Contractor becomes aware of the circumstances supporting the request. Failure to receive written approval prior to a change in type or scope is a violation of the Special Provision for DBE Participation and can subject the contractor to contract sanctions.**

Signature for Prime Contractor _____ Title _____ Date _____

Contact: _____

Firm Name: _____

E-mail: _____

Phone: _____

Address: _____

Signature for DBE Contractor _____ Title _____ Date _____

Contact: _____

Firm Name: _____

E-mail: _____

Phone: _____

Address: _____



DBE FORM 2023

Demonstration of Good Faith Efforts to Achieve DBE Subcontracting Goal

If the DBE contract goal was not achieved, the Good Faith Efforts checklist and contacts log must be submitted with the bid. Failure to do so may render the Bidder's solicitation response non-responsive and cause it to be rejected, or render the Bidder ineligible for contract award, at ISTHA's sole discretion. The Bidder must provide all evidence relied upon in support of its Good Faith Efforts with its bid.

Good Faith Efforts Checklist

Insert on each line below the initials of the authorized Bidder representative who is certifying the Bidder has completed the activities described below. If any of the items were not completed, attach a detailed written explanation. If any other efforts were made to obtain DBE participation in addition to the items listed below, attach a detailed written explanation.

_____ Identified portions of the contract work capable of performance by available DBEs, including, where appropriate, breaking out contract work items into economically feasible units to facilitate DBE participation even when the Bidder could perform those scopes with its own forces.

_____ Solicited through reasonable and available means (e.g., pre-bid meetings, networking session, written notices, advertisements) DBEs to perform the types of work that could be subcontracted on this project, within sufficient time to allow them to respond.

- ILUCP DBE Directory:
<http://www.idot.illinois.gov/doing-business/certifications/disadvantaged-business-enterprise-certification/il-ucp-directory/index>
- City of Chicago's M/WBE Directory:
<https://chicago.mwbe.com/FrontEnd/VendorSearchPublic.asp?TN=Chicago>
- County of Cook, IL's M/WBE Directory:
<http://www.cookcountyil.gov/mbewbevbe-directory/>
- Small Business Administration's SBA 8(a) Directory:
http://dsbs.sba.gov/dsbs/search/dsp_dsbs.cfm

_____ Provided timely and adequate information about the plans, specifications and requirements of the contract. Followed up initial solicitations to answer questions and encourage DBEs to submit bids.

_____ Negotiated in good faith with interested DBEs that submitted bids and thoroughly investigated their capabilities.

_____ Made efforts to assist interested DBEs in obtaining bonding, lines of credit, or insurance as may be required for performance of the contract (if applicable).

_____ Utilized resources available to identify available DBEs, including but not limited to DBE assistance groups; local, state and federal minority or women business assistance offices; and other organizations that provide assistance in the recruitment and placement of DBEs.

Affidavit of Truthfulness: Signature below affirms accuracy of Good Faith Efforts and authority to provide above information

Print Name: _____ Phone contact: _____

Position: _____ E-mail address: _____

Signature: _____ Date: _____



DBE FORM 2023

Good Faith Efforts Contacts Log for Soliciting - DBE Participation: Form 2023 continued

Project name: _____ Project number: _____

Bidder name: _____ Contact person: _____

Use this form to document all contacts and responses (telephone, e-mail, fax, etc.) regarding the solicitation of DBEs. Duplicate as needed.

Name of DBE	Date and method of contact	Scope of work solicited	Reason agreement was not reached

Affidavit of Truthfulness: Signature below affirms accuracy of Good Faith Efforts and authority to provide above information

Print Name: _____ **Phone contact:** _____

Position: _____ **E-mail address:** _____

Signature: _____ **Date:** _____



ILLINOIS STATE TOLL HIGHWAY AUTHORITY

FORM 2024 - DBE Trucking Reporting and Verification Form

To be submitted to the CM by the prime contractor at 25%, 50%, 75% of contract completion, FINAL (Request for Release of Final Retainage)

SECTION A: to be completed by Prime Contractor

(a) Contract Number _____

(b) Prime Contractor Name _____

(c) Contract Award Value _____

(d) Amount Earned to Date _____

(e) Percent Complete _____ Chose One

(f) Reporting Period: _____ To _____

(h) Name of DBE Trucking Subcontractor	(i) DBE Trucking Subcontractor Amount from DBC Plan (Form 7075)	(j) Amount Paid to DBE Trucking Subcontractor to Date	(k) Percent of Planned Amount Paid to Date
			NDIV/OI

(g) _____

(h) _____
Signature of Prime Contractor Authorized Agent

(i) _____
Printed Name

_____ Date

_____ Title

SECTION B: to be completed by DBE Trucking Sub-Contractor

<p>(j) Total value of payments received for trucks owned and operated by this DBE trucker _____</p> <p>(k) Total value of payments received for trucks leased and operated by another DBE trucker _____</p> <p>(l) Total value of payments received for trucks leased from a Non-DBE trucker _____</p> <p>(m) _____</p> <p>(n) Total fee or commission received in association with lease of Non-DBE trucks (mark-up) _____</p> <p>(o) Total DBE Trucking Participation Based on DBE Special Provision VII.A. _____</p> <p>(p) _____ Signature of DBE Sub-Contractor Authorized Agent</p> <p>(q) _____ Printed Name</p>	<p style="text-align: right;">Number of Trucks</p> <table style="margin-left: auto; margin-right: auto;"> <tr> <td style="width: 50px;">a. _____</td> <td style="width: 10px;"> </td> <td style="width: 50px;">_____</td> </tr> <tr> <td>b. _____</td> <td style="width: 10px;"> </td> <td>_____</td> </tr> <tr> <td>c. _____</td> <td style="width: 10px;"> </td> <td>_____</td> </tr> <tr> <td colspan="3" style="text-align: center;">→ S _____</td> </tr> </table> <p>Total of a, b & c above must be equal to the amount paid to subcontract as disclosed by the prime contractor in Section A (Shaded Cell); include number of trucks for each dollar value.</p> <p>d. _____</p> <p style="text-align: center;">\$ _____ Sum of a, b & d above</p> <p>_____ Date</p> <p>_____ Title</p>	a. _____		_____	b. _____		_____	c. _____		_____	→ S _____		
a. _____		_____											
b. _____		_____											
c. _____		_____											
→ S _____													

I certify that I have read and understood the information provided by this form and that all of the foregoing information submitted in this affidavit are true and correct to the best of my knowledge, as of the stated date(s), and that all responses are full and complete, omitting no material information. I authorize the Illinois State Toll Highway Authority to make inquiries to verify the accuracy of the statements made. I understand that a material or false statement or omission made in connection with this application may be sufficient cause for revocation of a prior DBE certification, initiation of suspension or debarment proceedings, and may subject the person and/or entity making the false statement to any and all civil and criminal penalties available pursuant to applicable Federal and State law.

Signature /Date of Construction Manager (CM)

Diversity Verification
Initials / Date



Capture Application Request for Log-in/Password

I, _____ (Print the name of signatory party) _____ (Title)

request a **Login and Password** for the DBE/EEO Capture Application for

Construction Manager Prime Contractor

(company name) _____

Request Type: New User – or -- I need to add or remove contracts from my existing ID.

My email address is: _____ (only for new user).

I have the responsibility to review DBE/EEO data for the Tollway on contract(s):

# _____ [] add [] remove	# _____ [] add [] remove	# _____ [] add [] remove
# _____ [] add [] remove	# _____ [] add [] remove	# _____ [] add [] remove

Any party reviewing this DBE/EEO data must certify that they have the authority to provide the information contained therein and that the information is complete and accurate.

Print Name: _____ Date _____

User Signature: _____ Date _____

Print Company Name: _____ Date _____

Affidavit: <i>For and on behalf of</i> _____ (Printed Company Name)	
I, _____, its duly authorized agent with full power (Printed Name of Agent)	
and authority to make this certification, represents, warrant and certify to the Illinois Tollway that this Disclosure is complete and accurate.	
Title of Agent:	_____
Signature of Agent:	_____
Date of Signature:	_____

For ease of response, please e-mail this request from the email account listed above to:
dbe@getipass.com

Illinois State Toll Highway Authority
SPECIAL PROVISIONS FOR
EQUAL EMPLOYMENT OPPORTUNITY PROGRAM

1. OBJECTIVE OF THE EQUAL EMPLOYMENT OPPORTUNITY PROGRAM (EEO):

To promote equality of employment opportunity for all individuals including veteran, minority, and female tradespersons on Illinois State Toll Highway Authority (ISTHA or "Tollway") capital construction projects. In its efforts to achieve this equality, it is the desire of ISTHA to follow the guidelines as instituted by the United States Department of Labor, Office of Federal Contract Compliance Programs ("OFCCP") as established through Executive Order 11246 and by Title VII of the Civil Rights Act of 1964, the Illinois Department of Human Rights (IDHR) as established through the Illinois Human Rights Act (Illinois Compiled Statutes, 775 ILCS 5/1 -101, et sequitur), and State of Illinois Executive Order 15-2, Executive Order To Ensure Equal Opportunity Is Provided To All Illinois Persons And Businesses.

2. CONTRACTOR ASSURANCE:

The Contractor will assure that each of its employees and its subcontractors' employees associated with the contract shall not discriminate on the basis of any protected category identified by law in the performance of this contract in compliance with Title VII of the Civil Rights Act of 1964 found in 42 U.S.C § 2000e, et seq and Illinois state laws. Discrimination is the unfair treatment or denial of normal privileges to persons because of any characteristic protected by law. The Tollway encourages the prompt reporting of incidents of suspected discrimination, harassment or retaliation, regardless of the offender's identity or position. In the event of the contractor's non-compliance with this Equal Employment Opportunity Special Provision, the contractor may be declared ineligible for future contracts or subcontracts with the State of Illinois or any of its political subdivisions or municipal corporations, and the contract may be cancelled or voided in whole or in part, and other remedies invoked as provided by statute or regulation.

3. EEO GOAL TO BE ACHIEVED BY THE CONTRACTOR:

The EEO goals set by the U.S. Dept. of Labor - Office of Federal Contract Compliance Programs ("OFCCP") for construction trade workers in the Chicago area, which is provided through Executive Order 11246, apply to this contract. The EEO goals are measured through the following percentages of construction aggregated work hours in each of the categories;

- Women: at least 6.9 percent for all contracts.
- Minorities: set on a contract basis, dependent upon the county where the work will be performed. The Minority Goal for this contract is 19.6%.

ILLINOIS COUNTY	CURRENT FEDERAL GOAL % FOR MINORITIES	ILLINOIS COUNTY	CURRENT FEDERAL GOAL % FOR MINORITIES
BOONE	6.3	LAKE	19.6
BUREAU	18.4	LASALLE	18.4
COOK	19.6	LEE	4.6
DEKALB	18.4	MCHENRY	19.6
DUPAGE	19.6	OGLE	4.6
GRUNDY	18.4	ROCK ISLAND	4.6
HENRY	4.6	STEPHENSON	4.6
IROQUOIS	18.4	WHITESIDE	3.4
KANE	19.6	WILL	19.6
KENDALL	18.4	WINNEBAGO	6.3

4. DEFINITIONS OF ETHNIC CLASSIFICATIONS:

AMERICAN INDIAN OR ALASKA NATIVE:

Persons having origins in any of the original peoples of North and South American (including Central America), and who maintain tribal affiliation or community attachment.

ASIAN:

Persons having origins in any of the original peoples of the Far East, Southeast Asia, or the Indian Subcontinent, including for example Cambodia, China, India, Japan, Korea, Malaysia, Pakistan, the Philippine Islands, Thailand, and Vietnam.

BLACK OR AFRICAN AMERICAN:

Persons having origins in any of the Black racial groups of Africa.

HISPANIC:

Persons of Mexican, Puerto Rican, Cuban, Central American, South American, or other Spanish culture or origin, regardless of race.

5. CONTRACT PERFORMANCE

During the performance of this contract, the contractor agrees as follows, as required by the Illinois Department of Human Rights (IDHR) at 44 Ill. Admin. Code 750 (Appendix A):

- 5.1 That it will, upon receipt of "Notice of Intent" email as low apparent responsive/responsible Bidder, submit EEO Form 1256, Workforce Projection if required by the "Notice of Intent".
- 5.2 That it will not discriminate against any protected category identified by law; and further that it will examine all job classifications to determine if minority persons or women are underutilized and will take appropriate affirmative action to rectify any such underutilization.
- 5.3 That, if it hires additional employees in order to perform this contract or any portion thereof, it will determine the availability (in accordance with IDHR's rules) of minorities and women in the area(s) from which it may reasonably recruit and it will hire for each job classification for which employees are hired in such a way that minorities and women are not underutilized.
- 5.4 That, in all solicitations or advertisements for employees placed by it or on its behalf, it will state that all applicants will be afforded equal opportunity without discrimination of any protected category identified by law.
- 5.5 That it will send to each labor organization or representative of workers with which it has or is bound by a collective bargaining or other agreement or understanding, a notice advising such labor organization or representative of the contractor's obligations under the Illinois Human Rights Act and the IDHR's Rules. If any such labor organization or representative fails or refuses to cooperate with the contractor in its efforts to comply with such Act and Rules, the contractor will promptly so notify the IDHR and the contracting agency and will recruit employees from other sources when necessary to fulfill its obligations thereunder.
- 5.6 That it will submit reports as required by the IDHR's Rules, furnish all relevant information as may from time to time be requested by the IDHR or the Tollway, and in all respects comply with the Illinois Human Rights Act and the IDHR's Rules.
- 5.7 That it will abide by the audit clause of the contract.
- 5.8 That it will include verbatim or by reference the provisions of this clause in every subcontract it awards under which any portion of the contract obligations are undertaken or assumed, so that such provisions will be binding upon such subcontractor. In the same manner as with other provisions of this contract, the contractor will be liable

for compliance with applicable provisions of this clause by such subcontractors; and further it will promptly notify the contracting agency and the IDHR in the event any subcontractor fails or refuses to comply therewith. In addition,

the contractor will not utilize any subcontractor declared by the Illinois Human Rights Commission to be ineligible for contracts or subcontracts with the State of Illinois or any of its political subdivisions or municipal corporations.

5.9 That it will designate and make known to the Tollway an EEO Officer.

6. CALCULATING EEO PERFORMANCE, CREDIT TOWARDS THE USDOL OFCCP GOALS AND VETERAN PARTICIPATION FOR ILLINOIS EXECUTIVE ORDER 15-12:

Actual amounts of minority, female, and veteran work will be measured for the total hours of construction workers employed on the contract within each of the categories of journeyworker, apprentice and laborer by the Contractor and all of the worksite subcontractors. Minority female trade worker hours are counted in applicable ethnic category, in the veteran category if applicable and also in the female category.

In the certified payroll reports, the following ethnic categories should be used to indicate minority personnel for purposes of reporting compliance with the weekly certified payroll report: American Indian/Alaska Native, Asian, Black/African American, Hispanic and Native Hawaiian/Other Pacific Islander.

Included in the certified payrolls, as "Apprentices" are only bona fide apprentices currently in a training program certified by the U.S. Department of Labor - Bureau of Apprenticeship and Training, and hours credited towards the EEO Program are only those hours the apprentice was employed at the construction site. "Journeyworkers" are the construction site journeyworkers from the major trades. Other "Helpers", watchmen, custodial workers, clerical workers, and salaried superintendents are not creditable in the formula. Hourly wage "Forepersons" and "Forepersons" otherwise known as working forepersons, will be counted as journeyworkers for purposes of the EEO Program reporting.

In addition to the timely submission of certified payroll required by the Prevailing Wage Act (820 ILCS 130) as required by the contract specifications, the Contractor must have submitted all certified payrolls for the Contractor and all subcontractors before the Contractor submits its request for the final release of retention and the final waiver of lien. No adjustments to certified payrolls will be accepted after the transmission of the final waiver of lien.

The contractor and each subcontractor shall permit its employees to be interviewed on the job, during working hours, by compliance personnel of the Tollway, IDHR or the Department of Labor regarding compliance with the terms of this Special Provision.

7. EEO FORM 0003 WORKFORCE ANALYSIS

All contractor and subcontractors' EEO 0003 reports must be submitted electronically to the Tollway.

The party preparing the report must give their name, title, email address and telephone number. The contractor is required to submit EEO Form 0003, Workforce Analysis, electronically monthly and be up-to-date to through the last full month preceding the transmittal of each pay estimate. Failure to submit the EEO 0003 Report(s) electronically before transmittal of the pay estimate will cause the pay estimate to be deemed incomplete and will be returned to the Contractor for completion.

The Contractor is responsible for maintaining a hard copy of the Contractor's and subcontractors' certified payrolls, including all properly executed certifications, organized by contract for every construction worksite. Failure to report fully all required workforce information will cause a delay in processing the Contractor's pay estimates. Disclosure of this information is required. Patterns of delinquent reporting may be cause to terminate this contract or such other remedy as the Tollway deems appropriate.

8. SUBCONTRACTOR OBLIGATIONS:

The Contractor is required to clearly identify in their subcontract agreements the specific performance obligations that each subcontractor has toward assisting the Contractor in meeting the EEO goals.

In the same manner as with other provisions of this contract, the Contractor will be responsible for compliance with applicable provisions of this clause by such subcontractors; and further it will promptly notify the Tollway and the IDHR in the event any subcontractor fails or refuses to comply therewith. In addition, the Contractor will not utilize any subcontractor declared by the Illinois Human Rights Commission to be ineligible for contracts or subcontracts with the State of Illinois or any of its political subdivisions or municipal corporations.

9. GOOD FAITH EFFORT PROCEDURES:

If the Tollway determines that the Contractor and/or its subcontractors are not in compliance with the EEO goals, the Tollway will notify the Contractor of said non-compliance. The Contractor must submit a Corrective Action Plan within fifteen (15) business days of the date of its receipt of the notice of non-compliance. The Corrective Action Plan must contain evidence of good faith efforts the Contractor has made in an effort to meet the EEO goals and outline the additional good faith efforts the Contractor will be making, including but not limited to timelines, through the remaining life of the contract.

10. CORRECTIVE ACTION PLAN:

The Corrective Action Plan must show that the Contractor made good faith efforts, taking all necessary and reasonable steps to achieve the stated EEO goals. Necessary and reasonable steps are those that could reasonably be expected to employ and retain a sufficient number of minority and female trade workers to meet or exceed the federally set EEO goals for the Illinois county in which work is performed.

Examples of Good Faith Efforts include, but are not limited to, the following:

- Establish and maintain a current list of minority, veteran and female recruitment sources, provide written notification to minority and female recruitment sources and to community organizations when the Contractor or its labor organizations have employment opportunities available, and maintain a record of the organizations' responses.
- Maintain a current file of the names, addresses and telephone numbers of each minority and female off-the-street applicant and minority or female referral from a labor organization, a recruitment source or community organization.
- Develop on-the-job training opportunities and/or participate in training programs for the area which expressly include minorities and women, including upgrading programs and apprenticeship and trainee programs relevant to the Contractor's employment needs, especially those programs funded or approved by the Department of Labor.
- Disseminate the Contractor's EEO policy by providing notice of the policy to labor organizations and training programs and requesting their cooperation in assisting the Contractor in meeting its EEO obligations; by including it in any policy manual and collective bargaining agreement; by publicizing it in the company newspaper, annual report, etc.; by specific review of the policy with all management personnel and with all minority and female employees at least once a year; and by posting the company EEO policy on bulletin boards accessible to all employees at each location where construction work is performed.
- Disseminate the Contractor's EEO policy externally by including it in any advertising in the news media, specifically including minority and female news media, and providing written notification to and discussing the Contractor's EEO policy with other Contractors and Subcontractors with whom the Contractor does or anticipates doing business.

- Direct its recruitment efforts, both oral and written, to minority, female and community organizations, to schools with minority and female students and to minority and female recruitment and training organizations serving the Contractor's recruitment area and employment needs.
- Encourage present minority and female employees to recruit other minority persons and women and, where reasonable, provide after school, summer and vacation employment to minority and female youth both on the site and in other areas of a Contractor's work force.

The Tollway will consider the quality, quantity and intensity of the kinds of efforts that the Contractor and its subcontractors have made throughout the life of the contract. Mere pro forma efforts are not good faith efforts; rather, the Contractor and its subcontractors are expected to have taken those efforts that would be reasonably expected of a Contractor and its subcontractors who are actively trying to employ and retain minority and female trade workers sufficient to meet the contract EEO goals.

11. AMENDED CORRECTIVE ACTION PLAN:

If the Tollway determines that the Contractor has not made a good faith effort to meet the EEO goals, the Tollway will notify the Contractor of that preliminary determination by contacting the responsible company official designated in the Corrective Action Plan. The preliminary determination will include a statement of reasons why a finding of insufficient good faith efforts has been made and may include additional good faith efforts that the Contractor could take to remedy the deficiency. The notification will designate a fifteen (15) business day period during which the Contractor may make additional efforts to demonstrate a good faith effort to meet the EEO goals. The Contractor is not limited by the Tollway's suggestions per Sections 9 and 10 of additional good faith efforts, but may take other actions in order to demonstrate good faith efforts to employ and retain additional minority and female trade workers on the project. The Contractor shall submit an amended Corrective Action Plan if additional employment commitments to meet the EEO contract goal are secured and/or to document its additional good faith efforts. If additional hiring commitments sufficient to meet the EEO contract goal are not secured, the Contractor shall report the final good faith efforts made in the time allotted. All additional efforts taken by the Contractor will be considered as part of the Contractor's good faith efforts. If the Contractor is not able to meet the EEO goal after making additional efforts, the Tollway will make a pre-final determination as to the good faith efforts of the Contractor and will notify the designated responsible Contractor official of the reasons for an adverse determination, if applicable.

12. DETERMINATION OF NON-COMPLIANCE:

If the Tollway determines that the Contractor has failed to make a good faith effort to meet the EEO goals on the contract, the Tollway will document its findings in a "Letter of Non-Compliance" that will become part of the procurement file maintained on the Contractor by the Tollway. The Letter may include a proposed sanction under Section 14 if the Contractor fails to take corrective action in a timely fashion. Upon a finding that a Contractor has failed to make good faith efforts to achieve the applicable EEO goals, the Tollway may exercise any appropriate sanction available to it under Section 14, including the revocation of the contract award to the Contractor and any other remedy available to the Tollway under its contract with the Contractor or by law.

13. ADMINISTRATIVE RECONSIDERATION:

The Contractor may request administrative reconsideration of a Letter of Non-Compliance within the fifteen (15) business days after its receipt of the Letter by actual delivery of a reconsideration request to the Tollway, Department of Diversity and Strategic Development, 2700 Ogden Avenue, Downers Grove, Illinois 60515-1703 or via email to E-mail address: form0003wfa@getipass.com. Deposit of the request in the United States mail on or before the fifth business day shall not be deemed delivery. The Letter of Non-Compliance shall become final if the Contractor fails to submit a timely request for administrative reconsideration. A request may provide additional written documentation and/or argument concerning the issue of whether an adequate good faith effort was made to meet the contract goal.

The Tollway Chief of Diversity and Strategic Development or his/her designee will send the Contractor a written decision within fifteen (15) business days after receipt of the request for reconsideration, unless extended by the

Tollway if a hearing is requested, explaining the basis for finding that the Contractor did or did not meet the EEO goals or demonstrate good faith efforts towards meeting those goals. A decision by the Chief of Diversity and Strategic Development that a good faith effort was made shall be deemed approval of the Corrective Action Plan submitted by the Contractor. A final decision that a good faith effort was not made shall render the Contractor in breach as non-compliant with its contract with the Tollway and may subject the Contractor to sanctions under Section 14.

14. SANCTIONS:

The Contractor's failure to achieve the EEO goals or to demonstrate good faith efforts towards meeting those goals may subject the Contractor to administrative sanctions. These sanctions include, but are not limited to, monetary sanctions, including non-release of retainage, liquidated damages, deeming the Contractor as non-responsible with respect to future business with the Tollway, and other reasonable sanctions as are permitted by law or equity. A Contractor's repeated failure to meet its EEO obligations on Tollway contracts can be grounds for the Tollway to not award future contracts to the Contractor.

In imposing sanctions, the Tollway will consider the bona fide efforts of the Contractor to meet the EEO goals, its history of good faith efforts on other Tollway contracts, the size of the contract, the degree to which the Contractor fell below the EEO goals, and other factors deemed relevant by the Tollway.

15. RECORDS RETENTION AND AUDIT

Refer to the audit clause of the contract.

16. INACCURATE OR FRAUDULENT REPORTING:

Contractors and subcontractors have a duty to accurately report information pursuant to this Special Provision. A Contractor or subcontractor who fails to supply accurate information may be subject to sanctions imposed by the Tollway under Section 14. A Contractor or subcontractor who intentionally supplies inaccurate information may be subject to civil and/or criminal sanctions.

17. OTHER REGULATIONS:

The achievement of the EEO goals does not abrogate other responsibilities of the Contractor to comply with equal employment opportunity requirements under federal or state law, municipal ordinance, prevailing government regulations or terms contained elsewhere in the Contract.



Tollway Contract #: RR-19-4489
 The George Sollitt
 Prime: Construction Company

Date: November 19, 2019

FORM EEO 1256 - WORKFORCE PROJECTION

The undersigned Bidder has analyzed minority group and female populations, unemployment rates and availability of workers for the location in which this contract work is to be performed, and for the locations from which the Bidder recruits employees, and hereby submits the following workforce projection including a projection for minority and female employee utilization in all job categories in the workforce to be allocated to this contract:

TABLE A

TABLE B

TOTAL Workforce Projection for Contract													
JOB CATEGORIES	TOTAL EMPLOYEES		MINORITY EMPLOYEES						TRAINEES				
	M	F	BLACK		HISPANIC		*OTHER MINOR.		APPRENTICES		ON THE JOB TRAINEES		
			M	F	M	F	M	F	M	F	M	F	
Officials (Manager)	-	-											
Supervisors	-	-											
Foremen	10	2	1		3								
Clerical	-	-											
Equipment Operators	8	0	1		1								
Mechanics	-	-											
Truck Drivers	6	2	1	1	1	1							
Ironworkers	6	-											
Carpenters	21	4	1	1	2	1			1				
Cement Masons	10	-			4								
Electricians	15	2	1		1					1			
Pipefitters, Plumbers	18	2	1						1				
Painters	6	2		1						1			
Laborers, Semi-Skilled	12	2	4		2	1			2				
Laborers, Unskilled	-	-											
TOTAL	112	16	10	3	14	3			4	2			

CURRENT EMPLOYEES TO BE ASSIGNED TO CONTRACT			
TOTAL EMPLOYEES		MINORITY EMPLOYEES	
M	F	M	F
-	-	-	-
-	-	-	-
10	2	4	-
-	-	-	-
8	-	2	-
-	-	-	-
6	2	2	2
6	-	-	-
21	4	3	2
10	-	4	-
15	2	2	-
18	2	1	-
6	2	-	1
12	2	6	1
-	-	-	-
112	16	24	6

TABLE C

TOTAL Training Projection for Contract								
Employees In Training	Total Employee		Black		Hispanic		*Other Minor.	
	M	F	M	F	M	F	M	F
Apprentices	4	2	2	1	2	1		
On-The-Job Trainees								

* Other minorities are defined as Asians (A) or Native Americans (N)
 Please specify race of each employee shown in Other Minorities column

Note: See Instructions on page 2

Tollway if a hearing is requested, explaining the basis for finding that the Contractor did or did not meet the EEO goals or demonstrate good faith efforts towards meeting those goals. A decision by the Chief of Diversity and Strategic Development that a good faith effort was made shall be deemed approval of the Corrective Action Plan submitted by the Contractor. A final decision that a good faith effort was not made shall render the Contractor in breach as non-compliant with its contract with the Tollway and may subject the Contractor to sanctions under Section 14.

14. SANCTIONS:

The Contractor's failure to achieve the EEO goals or to demonstrate good faith efforts towards meeting those goals may subject the Contractor to administrative sanctions. These sanctions include, but are not limited to, monetary sanctions, including non-release of retainage, liquidated damages, deeming the Contractor as non-responsible with respect to future business with the Tollway, and other reasonable sanctions as are permitted by law or equity. A Contractor's repeated failure to meet its EEO obligations on Tollway contracts can be grounds for the Tollway to not award future contracts to the Contractor.

In imposing sanctions, the Tollway will consider the bona fide efforts of the Contractor to meet the EEO goals, its history of good faith efforts on other Tollway contracts, the size of the contract, the degree to which the Contractor fell below the EEO goals, and other factors deemed relevant by the Tollway.

15. RECORDS RETENTION AND AUDIT

Refer to the audit clause of the contract.

16. INACCURATE OR FRAUDULENT REPORTING:

Contractors and subcontractors have a duty to accurately report information pursuant to this Special Provision. A Contractor or subcontractor who fails to supply accurate information may be subject to sanctions imposed by the Tollway under Section 14. A Contractor or subcontractor who intentionally supplies inaccurate information may be subject to civil and/or criminal sanctions.

17. OTHER REGULATIONS:

The achievement of the EEO goals does not abrogate other responsibilities of the Contractor to comply with equal employment opportunity requirements under federal or state law, municipal ordinance, prevailing government regulations or terms contained elsewhere in the Contract.

FORM EEO 1256 - WORKFORCE PROJECTION - continued

A. Included in "Total Employees" under Table A is the total number of new hires that would be employed in the event the undersigned Bidder is awarded this contract.

The undersigned Bidder projects that: (number) 5 new hires would be recruited from the area in which the contract project is located; and/or (number) 5 new hires would be recruited from the area in which the Bidder's principal office or base of operation is located.

B. Included in "Total Employees" under Table A is a projection of numbers of persons to be employed directly by the undersigned Bidder as well as a projection of numbers of persons to be employed by subcontractors.

The undersigned Bidder estimates that (number) 30 persons will be directly employed by the prime contractor and that (number) 98 persons will be employed by subcontractors.

Company The George Sollitt Construction Company Telephone Number 630-860-7333

Address 790 N. Central Ave., Wood Dale, IL 60191

Instructions: All tables must include subcontractor personnel in addition to prime contractor personnel.

Table A - Include both the number of employees that would be hired to perform the contract work and the total number currently employed (Table B) that will be allocated to contract work, and include all apprentices and on-the-job trainees. The "Total Employees" column should include all employees including all minorities, apprentices and on-the-job trainees to be employed on the contract work.

Table B - Include all employees currently employed that will be allocated to the contract work including any apprentices and on-the-job trainees currently employed.

Table C - Indicate the racial breakdown of the total apprentices and on-the-job trainees shown in Table A.

STATE OF ILLINOIS

**SPECIAL PROVISION - VETERAN SMALL BUSINESS
PARTICIPATION AND UTILIZATION PLAN - CONSTRUCTION
For State Agency/State University Use Only**

It is the goal of the State to promote and encourage the continued economic development of small businesses owned and controlled by qualified veterans and that qualified service-disabled veteran-owned small businesses (SDVOSB) and veteran-owned small businesses (VOSB) participate in the State's procurement process as both prime contractors and subcontractors. 30 ILCS 500/45-57.

Contract Goal to be Achieved by Vendor: This solicitation includes a specific **Veteran Small Business** participation goal of 3% based on the availability of CMS certified veteran-owned and service-disabled veteran-owned small business (VOSB/SDVOSB) vendors to perform or provide the anticipated services and/or supplies required by this solicitation.

The Veteran Small Business participation goal is applicable to all bids or offers. In addition to the other award criteria established for this solicitation, the Agency will award this contract to a Vendor that meets the goal or makes good faith efforts to meet the goal. This goal is also applicable to change orders and allowances within the scope of work provided by the certified VOSB/SDVOSB vendor. If Vendor is a CMS certified VOSB/SDVOSB vendor, the entire goal is met and no subcontracting with a CMS certified VOSB/SDVOSB vendor is required; however, **Vendor must submit a Utilization Plan indicating that the goal will be met by self-performance.**

The VOSB goal is separate and distinct from the DBE goal. A single firm may not be utilized to achieve credit toward both DBE and VOSB goals on a single project except when the firm is bidding the contract as the Prime Vendor, is certified as both a DBE and VOSB and will commit to meeting the two goals by self-performing the same or greater percentage of work under the contract as the DBE and VOSB goals added together.

Following are guidelines for Vendor's completion of the Utilization Plan. **Please read the guidelines carefully.**

- Utilization Plan (Form 2026) is due with bid
- Good Faith Efforts (Form 2023) is due with bid, if applicable
- Participation Statement (Form 2025) for each Veteran firm listed on the Form 2026 is due by 5:00 p.m. on the fifth calendar day after email notification to the prime by the Tollway of low apparent Bidder status. In no case should a Contractor remove, replace, or reduce the commitment to a Veteran firm listed in the initial Utilization Plan Form 2026 without prior written consent of ISTHA. Under no circumstances is the Bidder allowed to change the amount of the core bid submitted or any other documentation unrelated to this special provision.

Vendor should include any additional information that will add clarity to Vendor's proposed utilization of certified Veteran Small Business vendors to meet the targeted goal. The Utilization Plan must demonstrate that Vendor has either: (1) met the entire contract goal; (2) made good faith efforts towards meeting the entire goal; or (3) made good faith efforts towards meeting a portion of the goal. Any submission of good faith efforts by Vendor shall be considered as a request for a full or partial waiver.

At the time of bid or offer, Vendor, or Vendor's proposed Subcontractor, must be certified with CMS as a VOSB or SDVOSB. Failure to complete a Utilization Plan or provide Good Faith Effort documentation shall render the bid or offer non-responsive or not responsible.

1. If applicable where there is more than one prime vendor, the Utilization Plan should include an executed Joint Venture Agreement specifying the terms and conditions of the relationship between the parties and their relationship and responsibilities to the contract. The Joint Venture Agreement must clearly evidence that the certified VOSB/SDVOSB vendor will be responsible for a clearly defined portion of the work and that its responsibilities, risks, profits and contributions of capital, and personnel are proportionate to its ownership percentage. It must include specific details related to the parties' contributions of capital, personnel, and equipment and share of the costs of insurance and other items; the scopes to be performed by the certified

VOSB/SDVOSB vendor under its supervision; and the commitment of management, supervisory personnel, and operative personnel employed by the certified VOSB/SDVOSB vendor to be dedicated to the performance of the contract. Established Joint Venture Agreements will only be credited toward Veteran Small Business goal achievements for specific work performed by the certified VOSB/SDVOSB vendor. **Each party to the Joint Venture Agreement must execute the bid or offer prior to submission of the bid or offer to the Agency.**

2. An agreement between a vendor and a certified VOSB/SDVOSB vendor in which a certified VOSB/SDVOSB vendor promises not to provide subcontracting or pricing quotations to other vendors is prohibited. The Agency may request additional information to demonstrate compliance. Vendor agrees to cooperate promptly with the Agency in submitting to interviews, allowing entry to places of business, providing further documentation, and to soliciting the cooperation of a proposed certified VOSB/SDVOSB vendor. Failure to cooperate by Vendor and certified VOSB/SDVOSB vendor may render the Bidder or offeror non-responsive or not responsible. **The contract will not be finally awarded to Vendor unless Vendor's Utilization Plan is approved.**
3. **Veteran Small Business Certified Vendor Locator References:** Vendors may consult CMS' Veteran Small Business Vendor Directory at www.sell2.illinois.gov/cms/business, as well as the directories of other certifying agencies, but firms must be certified with CMS as VOSB/SDVOSB vendors at the time of bid/offer.
4. **Vendor Assurance:** Vendor shall not discriminate on the basis of race, color, national origin, sexual orientation or sex in the performance of this contract. Failure by Vendor to carry out these requirements is a material breach of this contract, which may result in the termination of this contract or such other remedy, as the Agency deems appropriate. This assurance must be included in each subcontract that Vendor signs with a subcontractor or supplier.
5. **Calculating Certified VOSB/SDVOSB Vendor Participation:** The Utilization Plan documents work anticipated to be performed, or goods/equipment provided by all certified VOSB/SDVOSB vendors and paid for upon satisfactory completion/delivery. Only the value of payments made for the work actually performed by certified VOSB/SDVOSB vendors is counted toward the contract goal. Applicable guidelines for counting payments attributable to contract goals are summarized below:
 - 5.1 The participation of VOSBs will be calculated on the amount of the Core Work, not Contingency Work identified in the bid documents. The Contractor's VOSB commitment will be assessed for any and all Extra Work Orders (EWO) and Change Orders (CO) at the time such orders are issued.
 - 5.1.1 *Contingency Work* is the anticipated work within the scope of the project which is included in the project to cover the work of such an uncertain nature that the location or quantity could not be identified prior to awarding the contract.
 - 5.1.2 *Core Work* is the anticipated work within the scope of the project which is included in the project to cover the work of such a nature that the location and estimated quantity could be identified prior to awarding the contract.
 - 5.2 The value of the work actually performed or goods/equipment provided by the certified VOSB/SDVOSB vendor shall be counted towards the goal. The entire amount of that portion of the contract that is performed by the certified VOSB/SDVOSB vendor, including supplies purchased or equipment leased by the certified VOSB/SDVOSB vendor shall be counted, except supplies purchased and equipment rented from the Prime Vendor submitting this bid or offer.
 - 5.3 A vendor shall count the portion of the total dollar value of the Veteran Small Business contract equal to the distinct, clearly defined portion of the work of the contract that the certified VOSB/SDVOSB vendor performs toward the goal. A vendor shall also count the dollar value of work subcontracted to other certified VOSB/SDVOSB vendor. Work performed by the non-certified VOSB/SDVOSB party shall not be counted toward the goal. **Work that a certified VOSB/SDVOSB vendor subcontracts to a non-certified VOSB/SDVOSB vendor will not count towards the goal.**
 - 5.4 A Vendor shall count toward the goal 100% of its expenditures for materials and supplies required under the

contract and obtained from a certified VOSB/SDVOSB manufacturer; 60% of the cost of the materials or supplies required under the contract and obtained from a certified VOSB/SDVOSB regular dealer or supplier shall count toward the VOSB/SDVOSB goal. A Vendor shall count toward the goal the following expenditures to certified VOSB/SDVOSB vendors that are not manufacturers, regular dealers, or suppliers:

- 5.4.1. The fees or commissions charged for providing a bona fide service, such as professional, technical, consultant or managerial services and assistance in the procurement of essential personnel, facilities, equipment, materials or supplies required for performance of the contract, provided that the fee or commission is determined by the Agency to be reasonable and not excessive as compared with fees customarily allowed for similar services.
- 5.4.2. The fees charged for delivery of materials and supplies required by the contract (but not the cost of the materials and supplies themselves) when the hauler, trucker, or delivery service is not also the manufacturer or a supplier of the materials and supplies being procured, provided that the fee is determined by the Agency to be reasonable and not excessive as compared with fees customarily allowed for similar services. The certified VOSB/SDVOSB vendor's trucking firm must be responsible for the management and supervision of the entire trucking operation for which it is responsible on the contract, and must itself own and operate at least one fully licensed, insured and operational truck used on the contract.
- 5.4.3. The fees or commissions charged for providing any bonds or insurance specifically required for the performance of the contract, provided that the fee or commission is determined by the Agency to be reasonable and not excessive as compared with fees customarily allowed for similar services.
- 5.5. Certified VOSB/SDVOSB vendors who are performing on contract as second tier subcontractors may be counted in meeting the established Veteran Small Business goal for this contract as long as the Prime Vendor can provide documentation indicating the utilization of these vendors.
- 5.6. A Vendor shall count towards the goal only expenditures to firms that perform a commercially useful function in the work of the contract.
 - 5.6.1. A firm is considered to perform a commercially useful function when it is responsible for execution of a distinct element of the work of a contract and carries out its responsibilities by actually performing, managing, and supervising the work involved. The certified VOSB/SDVOSB vendor must also be responsible, with respect to materials or supplies used on the contract, for negotiating price, determining quality and quantity, ordering the materials or supplies, and installing the materials (where applicable) and paying for the material or supplies. To determine whether a firm is performing a commercially useful function, the Agency shall evaluate the amount of work subcontracted, whether the amount the firm is to be paid under the contract is commensurate with the work it is actually performing and the credit claimed for its performance of the work, industry practices, and other relevant factors.
 - 5.6.2. A certified VOSB/SDVOSB vendor does not perform a commercially useful function if its role is limited to that of an extra participant in a transaction or contract through which funds are passed through in order to obtain certified VOSB/SDVOSB vendor participation. In determining whether a certified VOSB/SDVOSB vendor is such an extra participant, the Agency shall examine similar transactions, particularly those in which certified VOSB/SDVOSB vendors do not participate, and industry practices.
- 5.7. A Vendor shall not count towards the goal expenditures that are not direct, necessary and related to the work of the contract. Only the amount of services or goods that are directly attributable to the performance of the contract shall be counted. Ineligible expenditures include general office overhead or other Vendor support activities.

- 6. Good Faith Effort Procedures:** Vendor must submit a Utilization Plan (VOSB Form 2026) and Participation Statement(s)(VOSB Form 2025) that meet or exceed the published goal. If Vendor cannot meet the stated goal, Vendor must document and explain via VOSB Form 2023 the good faith efforts it undertook to meet the goal. Utilization Plan, Participation Statement(s) and Good Faith Effort are due at the time of bid or offer submission. **Vendors will not be permitted to correct goal deficiencies after bid or offer due dates.** CMS or the State Agency, as its delegate, will consider the quality, quantity, and intensity of Vendor's efforts.
- The Utilization Plan contains a checklist of actions that CMS or the State Agency, as its delegate, will consider as evidence of Vendor's good faith efforts to meet the goal. Other factors or efforts brought to the attention of CMS or the State Agency, as its delegate, may be relevant in appropriate cases.
- 6.1.** In evaluating Vendor's good faith efforts, CMS or the State Agency, as its delegate, may consider whether the ability of other Bidders or offerors to meet the contract goal suggests that good faith efforts could have resulted in Vendor meeting the goal.
- 6.2.** If CMS or the State Agency, as its delegate, determines that Vendor has made good faith efforts to meet the goal, the Agency may award the contract provided that Vendor is otherwise eligible for award.
- 6.3.** If CMS or the State Agency, as its delegate, determines that good faith efforts have not been met, the bid or offer may be determined to be non-responsible by the Chief Procurement Office.
- 7. Contract Compliance:** Compliance with this section is an essential part of the contract. The following administrative procedures and remedies govern Vendor's compliance with the contractual obligations established by the Utilization Plan. After approval of the Plan and award of the contract, the Utilization Plan becomes part of the contract. If Vendor did not succeed in obtaining certified VOSB/SDVOSB vendor participation to achieve the goal and the Utilization Plan was approved and contract awarded based upon a determination of good faith, the total dollar value of certified VOSB/SDVOSB vendor work calculated in the approved Utilization Plan as a percentage of the awarded contract value shall become the contract goal.
- 7.1.** The Utilization Plan may not be amended after contract execution without the Agency's prior written approval.
- 7.2.** Vendor may not make changes to its contractual certified VOSB/SDVOSB vendor commitments or substitute certified VOSB/SDVOSB vendors without the prior written approval of the Agency. Unauthorized changes or substitutions, including performing the work designated for a certified VOSB/SDVOSB vendor with Vendor's own forces, shall be a violation of the utilization plan and a breach of the contract, and shall be cause to terminate the contract, and/or seek other contract remedies or sanctions. The facts supporting the request for changes must not have been known nor reasonably should have been known by the parties prior to entering into the subcontract. Vendor must negotiate with the certified VOSB/SDVOSB vendor to resolve the problem. Where there has been a mistake or disagreement about the scope of work or goods/equipment, provided the certified VOSB/SDVOSB vendor can be substituted only where agreement cannot be reached for a reasonable price or schedule for the correct scope of work, goods or equipment.
- 7.3.** Substitutions of a certified VOSB/SDVOSB vendor may be permitted under the following circumstances:
- 7.3.1.** Unavailability after receipt of reasonable notice to proceed;
 - 7.3.2.** Failure of performance;
 - 7.3.3.** Financial incapacity;
 - 7.3.4.** Refusal by the certified VOSB/SDVOSB vendor to honor the bid or bid price or scope;
 - 7.3.5.** Material mistake of fact or law about the elements of the scope of work of a solicitation where a reasonable price cannot be agreed;
 - 7.3.6.** Failure of the certified VOSB/SDVOSB vendor to meet insurance, licensing or bonding requirements;

- 7.3.7. The certified VOSB/SDVOSB vendor's withdrawal of its bid or offer; or
- 7.3.8. Decertification of the certified VOSB/SDVOSB vendor.
- 7.4. If it becomes necessary to substitute a certified VOSB/SDVOSB vendor or otherwise change the Utilization Plan, Vendor must notify the Agency in writing of the request to substitute a certified VOSB/SDVOSB vendor or otherwise change the Utilization Plan. The request must state specific reasons for the substitution or change. The Agency will approve or deny a request for substitution or other change in the Utilization Plan within five business days of receipt of the request.
- 7.5. Where Vendor has established the basis for the substitution to the Agency's satisfaction, it must make good faith efforts to meet the contract goal by substituting a certified VOSB/SDVOSB vendor. Documentation of a replacement certified VOSB/SDVOSB vendor, or of good faith efforts to replace the certified VOSB/SDVOSB vendor, must meet the requirements of the initial Utilization Plan. If the goal cannot be reached and good faith efforts have been made, Vendor may substitute with a non-certified VOSB/SDVOSB vendor or Vendor may perform the work.
- 7.6. If a Vendor plans to hire a subcontractor for any scope of work that was not previously disclosed in the Utilization Plan, Vendor must obtain the approval of the Agency to modify the Utilization Plan and must make good faith efforts to ensure that certified VOSB/SDVOSB vendors have a fair opportunity to submit a bid or offer on the new scope of work.
- 7.7. A new certified VOSB/SDVOSB vendor agreement must be executed and submitted to the Agency within five business days of Vendor's receipt of the Agency's approval for the substitution or other change.
- 7.8. Veteran payment reporting, in such form or format as specified by the Tollway, must be submitted as specified in the Diversity Payment Reporting Instructions posted on the Tollway's website.

After the performance of the final item of work or delivery of material by a VOSB/SDVOSB and final payment to the VOSB/SDVOSB by the Contractor, but not later than thirty (30) calendar days after payment has been made by ISTHA to the Contractor for such work or material, the Contractor shall submit a VOSB/SDVOSB Final Payment Report on ISTHA Form 2115, or such other form or format as specified by the Tollway, to the Construction Manager. If full and final payment has not been made to the VOSB/SDVOSB, the Report shall indicate whether a disagreement concerning the final payment exists between the Contractor and the VOSB/SDVOSB or if the Contractor believes that the VOSB/SDVOSB's work has not been satisfactorily completed.

Vendor shall maintain a record of all relevant data with respect to the utilization of certified VOSB/SDVOSB vendors, including but without limitation, payroll records, invoices, canceled checks and books of account for a period of at least five years after the completion of the contract. Full access to these records shall be granted by Vendor in a timely fashion upon written demand by the Agency to any duly authorized representative thereof, or to any municipal, state or federal authorities. The Agency shall have the right to obtain from Vendor any additional data reasonably related or necessary to verify any representations by Vendor. After the performance of the final item of work or delivery of material by the certified VOSB/SDVOSB vendor and final payment to the certified VOSB/SDVOSB vendor by Vendor, but not later than 30 calendar days after such payment, Vendor shall submit a statement confirming the final payment and the total payments made to the certified VOSB/SDVOSB vendor under the contract.

- 7.9. The Agency will periodically review Vendor's compliance with these provisions and the terms of its contract. Without limitation, Vendor's failure to comply with these provisions or its contractual commitments as contained in the Utilization Plan, failure to cooperate in providing information regarding its compliance with these provisions or its Utilization Plan, or provision of false or misleading information or statements concerning compliance, certification status or eligibility of the certified VOSB/SDVOSB vendor, good faith efforts or any other material fact or representation shall constitute a material breach of this contract and entitle the Agency to declare a default, terminate the contract, or exercise those remedies provided for in the contract or at law or in equity.

7.10. The Agency reserves the right to withhold payment to Vendor to enforce these provisions and Vendor's contractual commitments. Final payment shall not be made pursuant to the contract until Vendor submits sufficient documentation demonstrating compliance with its Utilization Plan.

Date: 11/19/2019
 Contact Name: James Zielinski
 To: Contractor Company Name: The George Solitt Construction Company
 From: Graciela Perez
 DBE Project Specialist

Please note in accordance with the Procurement code (30 ILCS 500), section 50-11 prohibits a person from entering into a contract with a State agency, or entering into a sub-contract, if it, or any affiliate, is delinquent in the payment of any debt to the State, unless the person or affiliate has entered into a deferred payment plan to pay off the debt. (Procurement reform bill can be referenced on the Illinois Tollway website)

Subject: **VOSB Plan Review** Date Original Plan Submitted: 11/19/2019 Revision # 1
 Contract # RR-19-4489 Established VOSB Goal: 3.00 %
 Contract Description: M-16 Maintenance Facility and Site Improvements, Elgin -O'Hare Western Access (IL-390) 830 Thomas Drive , Bensenville, IL
 M-1 Maintenance Facility (Truck Wash), Tri-State Tollway (I-294) - Mile Post 12.3.

Contractor's plan as submitted meets the established VOSB goal for this contract

Notes:

VOSB Plan as Submitted by apparent low bidder:

VOSB Firm Name	Status (SBS/Sup/TK)	Type	Scope	Contract Amount	Credit Amount	Credit %	Certifying Agency	Gender	Ethnicity
Command Mechanical Group LLC	SB	VOSB	HVAC	\$750,000.00	\$750,000.00	3.17 %	CMS	M	Hispanic
Total # of subcontractors: 1				TOTAL	\$750,000.00	3.17 %			
Total # of subcontractors: 1				Total %	3.17 %	3.17 %			
Core Bid Amount				\$23,634,818.00					

CONTRACT # RR-19-4489

VOSB FIRM NAME: **Command Mechanical Group**
 CIRCLE ALL THAT APPLY: VOSB IDVOSB

PRIME JV PARTNER SUBCONTRACTOR TRUCKER SUPPLIER MANUFACTURER

SUBCONTRACTOR: TIER 1 (DUE TO PRIME): Y N TIER 2 OR BELOW: Y N UNDER CONTRACT TO: **FE MORAN**

This form must be completed for EACH veteran-owned business participating in the VOSB Utilization Plan. This form is due to the Tollway by 5:00 pm on the fifth calendar day after notification to the prime by the Tollway as low apparent bidder to constructionbid@getipass.com. If additional space is needed, complete an additional form(s) for the firm or attach a detailed information on VOSB firm company letterhead.

PAY ITEM NO. *	DESCRIPTION: Indicate whether furnish only, or both furnish and install.	QUANTITY	UNIT PRICE	TOTAL CONTRACT AMOUNT (\$)	CHECK IF SUPPLIER	TOTAL VOSB CREDIT AMOUNT (\$) <small>(Indicate the total contract amount if firm is a SUPPLIER)</small>
ST13010	HVAC	1	LS	\$750,000		\$750,000
TOTALS FOR THIS VOSB FIRM:				\$750,000		\$750,000

*Contingency Work must not be included under Pay Items and will not be approved toward VOSB goal participation until such time as those Pay Items have been confirmed as required work of the contract. Direct Allowance items, including but not limited to Mobilization Item #15671010, will not be approved within the VOSB Utilization Plan. NOTE that these items are not included in the determination of the VOSB Goal percentage.

1. PARTIAL PAY ITEMS: For any of the above ITEMS that are partial pay items, specifically describe the work and subcontract dollar amount.

2. COMMITMENT: The undersigned certify that the information herein is true and correct, and that the VOSB listed below has agreed to perform a commercially useful function in the work of the contract item(s) listed above and to execute a contract to that effect with the Prime Contractor. The undersigned further understand that NO CHANGES to the type or scope of work performed by the VOSB may be made without PRIOR WRITTEN APPROVAL and that complete and accurate information regarding actual work performed by the VOSB on this contract and the payment there to must be provided to ISTHA's Department of Diversity and Strategic Development. The Prime Contractor will not assign any of the contract items listed above to a firm other than the VOSB identified below without ISTHA's prior written approval. The Prime Contractor must request, in writing, approval by ISTHA's Diversity and Strategic Development Department of any proposed amendment to the type or scope of work to be performed by the VOSB no later than three business days from the date the Prime Contractor becomes aware of the circumstances supporting the request. Failure to receive written approval prior to a change in type or scope is a violation of the STATE OF ILLINOIS VETERAN SMALL BUSINESS PARTICIPATION AND UTILIZATION PLAN and can subject the contractor to contract sanctions.

Signature for Prime Contractor: [Redacted] Title: **President** Date: [Redacted]
 Contact: [Redacted]
 Firm Name: [Redacted]
 E-mail: [Redacted]
 Phone: [Redacted]
 Address: [Redacted]

Signature for VOSB contractor: [Redacted] Title: **VP Of Operations** Date: **12/05/2019**
 Contact: **Kyle Weidner**
 Firm Name: **Command Mechanical Group**
 E-mail: **kweidner@commanding.com**
 Phone: **815-790-4887**
 Address: **2150 S Canalport Ave, Ste 4B6, Chicago, IL 60608**



OFFICE OF CONTRACT COMPLIANCE

EDWARD H. OLIVIERI

DIRECTOR

118 N. Clark, County Building, Room 1020 • Chicago, Illinois 60602 • (312) 603-5502

October 22, 2019

Mr. Timothy Adkins
President
Command Mechanical Group LLC
2150 South Canalport Avenue
Unit 4B6
Chicago, IL 60608

Re: Annual Certification Expires: October 24, 2020

Dear Mr. Adkins:

Congratulations on your continued eligibility for Certification as a **Minority-owned Business Enterprise (MBE)** and **Veteran-owned Business Enterprise (VBE)** by Cook County Government. This certification is valid until **October 24, 2020**; however, you must re-validate your firms' certification annually.

As a condition of continued Certification, you must file a **"No Change Affidavit"** within **sixty (60) business days** prior to the date of Annual Certification Expiration. Failure to file this Affidavit shall result in the termination of your Certification. You must notify Cook County Government's Office of Contract Compliance of any change in ownership or control or any other matters or facts affecting your firm's eligibility for Certification within **fifteen (15) business days** of such change.

Cook County Government may commence action to remove your firm as an **MBE/VBE** vendor if you fail to notify us of any changes of facts affecting your firm's Certification, or if your firm otherwise fails to cooperate with the County in any inquiry or investigation. Removal of status may also be commenced if your firm is found to be involved in bidding or contractual irregularities.

Your firm's name will be listed in Cook County's Directory of certified firms in the following area(s) of specialty:

CONSTRUCTION: PIPE FITTING AND HVAC SERVICES

Your firm's participation on Cook County contracts will be credited toward **MBE** or **VBE** goals in your area(s) of specialty. While your participation on Cook County contracts is not limited to your specialty, credit toward **MBE** or **VBE** goals will be given only for work performed in the specialty category.

Thank you for your continued interest in Cook County Government's Minority, Women, Veteran, Service-Disabled Veteran, and Persons with Disabilities Business Enterprise Programs.

Sincerely,

Edward H. Olivieri
Contract Compliance Director

EHO/ew

TONI PRECKWINKLE

PRESIDENT

Cook County Board
of Commissioners

BRANDON JOHNSON

1st District

DENNIS DEER

2nd District

BILL LOWRY

3rd District

STANLEY MOORE

4th District

DEBORAH SIMS

5th District

DONNA MILLER

6th District

ALMA E. ANAYA

7th District

LUIS ARROYO, JR.

8th District

PETER N. SILVESTRI

9th District

BRIDGET GAINER

10th District

JOHN P. DALEY

11th District

BRIDGET DEGNEN

12th District

LARRY SUFFREDIN

13th District

SCOTT R. BRITTON

14th District

KEVIN B. MORRISON

15th District

JEFFREY R. TOBOLSKI

16th District

SEAN M. MORRISON

17th District



PRIME CONTRACTOR: _____
 CONTACT NAME: _____
 CONTACT PHONE NUMBER: _____
 CONTACT E-MAIL: _____

CONTRACT NUMBER _____

Check one:

- Contractor will meet or exceed the VOSB Contract Goal and will provide Veteran Owned Small Business Participation as presented below.
- Contractor will meet or exceed the VOSB Contract Goal because PRIME BIDDER IS A VOSB.
- Contractor requests a waiver of the VOSB Contract Goal.

The Bidder is requesting the contract Goal be accordingly modified or waived. Attached is all information required by the Veteran Small Business Participation and Utilization Plan-Construction in support of this request, including Good Faith Efforts - Form 2023.

DOLLAR AMOUNT OF WAIVER REQUEST: _____

PERCENTAGE OF WAIVER REQUEST: _____

Instructions to Bidders:

1. Bidders are required to comply with the Veteran Small Business Participation and Utilization Plan - Construction
2. Submit only one Veteran Utilization Plan for each Project.
3. This Utilization Plan, Form 2026 must:
 - be submitted with the bid or the bid may be deemed non-responsive
 - be an accurate representation of work and pricing agreed upon between the prime and the Veteran firm prior to bid submission
4. The Participation Statement(s) (VOSB Form 2025), with original signatures, pay item description and pricing are to be submitted to Tollway Diversity at constructionbid@getipass.com by 5 p.m. on the fifth calendar day after notification to the prime by the Tollway of apparent low Bidder status.
5. Each company listed on the Utilization Plan and subsequent Participation Statement must be listed in a certifying agency's database as stipulated in the Special Provision at the time of bid submission to be considered acceptable for Veteran credit.
6. In no case should a Contractor remove, replace or reduce the commitment to a Veteran firm listed in the initial Utilization Plan on the Participation Statement without prior written consent of ISTHA. Under no circumstances is the Bidder allowed to change the amount of the core bid submitted or any other documentation unrelated to this special provision.

VOSB UTILIZATION PLAN		
VOSB Firm Name	Scope of Work Brief description of overall work to be performed	VOSB - Amount (\$) If supplier, enter 60% credit amount.
TOTAL		

For ebid: the submission of Form 2026 constitutes signature of this form.
 For hardcopy: signature required. _____
 Signature

Form 2026 - 03/2018

Illinois State Toll Highway Authority "ISTHA"

VOSB FORM 2025 - VOSB PARTICIPATION STATEMENT FORM, PART 2

CONTRACT		VOSB FIRM NAME	
		CIRCLE ALL THAT APPLY:	SDVOSB
		VOSB	

PRIME JV PARTNER SUBCONTRACTOR TRUCKER SUPPLIER MANUFACTURER

SUBCONTRACTOR TIER 1 (SUB TO PRIME): Y N TIER 2 OR BELOW: Y N UNDER CONTRACT TO:

This form must be completed for EACH veteran-owned business participating in the VOSB Utilization Plan. This form is due to the Tollway by 5:00 pm on the fifth calendar day after notification to the prime by the Tollway as low apparent bidder to constructionbid@getpass.com. If additional space is needed, complete an additional form(s) for the firm or attach a detailed information on VOSB firm company letterhead.

PAY ITEM NO.	DESCRIPTION: Indicate whether furnish only, or both furnish and install.	QUANTITY	UNIT PRICE	TOTAL CONTRACT AMOUNT (\$)	CHECK IF SUPPLIER	TOTAL VOSB CREDIT AMOUNT (\$) <small>(reduce to 60% of contract amount if firm is a SUPPLIER)</small>
TOTALS FOR THIS VOSB FIRM:						

*Contingency Work must not be included under Pay Items and will not be approved toward VOSB goal participation until such time as those Pay Items have been confirmed as required work of the contract. Direct Allowance Items, including but not limited to Mobilization Item #J5671010, will not be approved within the VOSB Utilization Plan. NOTE that these items are not included in the determination of the VOSB Goal percentage.

1. PARTIAL PAY ITEMS: For any of the above ITEMS that are partial pay items, specifically describe the work and subcontract dollar amount.

2. COMMITMENT: The undersigned certifies that the information herein is true and correct, and that the VOSB listed below has agreed to perform a commercially-useful function in the work of the contract item(s) listed above and to execute a contract to that effect with the Prime Contractor. The undersigned further understands that NO CHANGES to the type or scope of work performed by the VOSB may be made without PRIOR WRITTEN APPROVAL and that complete and accurate information regarding actual work performed by the VOSB on this contract and the payment thereon must be provided to ISTHA's Department of Diversity and Strategic Development. The Prime Contractor will not assign any of the contract items listed above to a firm other than the VOSB identified below without ISTHA's prior written approval. The Prime Contractor must request, in writing, approval by ISTHA's Diversity and Strategic Development Department of any proposed amendment to the type or scope of work to be performed by the VOSB no later than three business days from the date the Prime Contractor becomes aware of the circumstances supporting the request. Failure to receive written approval prior to a change in type or scope is a violation of the STATE OF ILLINOIS VETERAN SMALL BUSINESS PARTICIPATION AND UTILIZATION PLAN and can subject the contractor to contract sanctions.

Signature for Prime Contractor _____ Title _____ Date _____

Contact: _____

Firm Name: _____

E-mail: _____

Phone: _____

Address: _____

Signature for VOSB Contractor _____ Title _____ Date _____

Contact: _____

Firm Name: _____

E-mail: _____

Phone: _____

Address: _____



VOSB FORM 2023

Demonstration of Good Faith Efforts to Achieve VOSB Construction Subcontracting Goal

If the VOSB contract goal was not achieved, the Good Faith Efforts checklist and contacts log must be submitted with the bid. Failure to do so may render the Bidder's solicitation response non-responsive and cause it to be rejected, or render the Bidder ineligible for contract award, at ISTHA's sole discretion. The Bidder must provide all evidence relied upon in support of its Good Faith Efforts with its bid.

Good Faith Efforts Checklist

Insert on each line below the initials of the authorized Bidder representative who is certifying the Bidder has completed the activities described below. If any of the items were not completed, attach a detailed written explanation. If any other efforts were made to obtain VOSB/SDVOSB participation in addition to the items listed below, attach a detailed written explanation.

_____ Utilize the Sell2Illinois website to identify certified VOSB/SDVOSB vendors within the respective commodity/service codes and at a minimum email all listed vendors and solicit quotes from all vendors who express an interest via follow-up emails or telephone calls.

- <https://www2.illinois.gov/cms/business/sell2/Pages/VendorSearch.aspx>

_____ Identified portions of the contract work capable of performance by available VOSBs/SDVOSBs, including, where appropriate, breaking out contract work items into economically feasible units to facilitate VOSB/SDVOSB participation even when the Bidder could perform those scopes with its own forces.

_____ Make a portion of the work available to certified VOSB/SDVOSB vendors and selecting those portions of the work or material needs consistent with their availability, so as to facilitate certified VOSB/SDVOSB vendor participation.

_____ Solicited through reasonable and available means (e.g., pre-bid meetings, networking session, written notices, advertisements) VOSBs/SDVOSBs to perform the types of work that could be subcontracted on this project, within sufficient time to allow them to respond. Vendor must determine with certainty if the certified VOSB/SDVOSB vendors are interested by taking appropriate steps to follow up initial solicitations and encourage them to submit a bid.

_____ Provided timely and adequate information about the plans, specifications and requirements of the contract. Followed up initial solicitations to answer questions and encourage VOSBs/SDVOSBs to submit bids.

_____ Negotiated in good faith with interested VOSBs/SDVOSBs that submitted bids and thoroughly investigated their capabilities. Evidence of such negotiation must include the names, addresses, email addresses, and telephone numbers of certified VOSB/SDVOSB vendors that were considered; a description of the information provided regarding the plans and specifications for the work selected for subcontracting and evidence as to why additional agreements could not be reached for certified VOSB/SDVOSB vendors to perform the work. A Vendor using good business judgment may consider a number of factors in negotiating with certified VOSB/SDVOSB vendors and may take a firm's price and capabilities into consideration. The fact that there may be some additional costs involved in finding and using certified VOSB/SDVOSB vendors may not be in itself sufficient reason for a Vendor's failure to meet the goal, as long as such costs are reasonable. Vendors are not required to accept higher quotes from certified VOSB/SDVOSB vendors if the price difference is excessive or unreasonable. The certified VOSB/SDVOSB vendor's memberships in specific groups, organizations, or associations and political or social affiliations are not legitimate causes for the rejection or non-solicitation of bids in Vendor's efforts to meet the goal.



VOSB FORM 2023 page 2

_____ Made efforts to assist interested VOSBs/SDVOSBs in obtaining bonding, lines of credit, or insurance as may be required for performance of the contract (if applicable).

_____ Made efforts to assist interested certified VOSB/SDVOSB vendors in obtaining necessary equipment, supplies, materials, or related assistance or services.

_____ Utilized resources available to identify available VOSBs/SDVOSBs, including but not limited to VOSB/SDVOSB assistance groups; local, state and federal business assistance offices; and other organizations that provide assistance in the recruitment and placement of VOSBs/SDVOSBs.

Affidavit of Truthfulness: Signature below affirms accuracy of Good Faith Efforts and authority to provide above information

Print Name: _____ Phone contact: _____

Position: _____ E-mail address: _____

Signature: _____ Date: _____



VOSB FORM 2023

Good Faith Efforts Contacts Log for Soliciting - VOSB Participation: Form 2023 continued

Project name: _____ Project number: _____

Bidder name: _____ Contact person: _____

Use this form to document all contacts and responses (telephone, e-mail, fax, etc.) regarding the solicitation of VOSBs/SDVOSBs. Duplicate as needed.

Name of VOSB/SDVOSB	Date and method of contact	Scope of work solicited	Reason agreement was not reached

Affidavit of Truthfulness: Signature below affirms accuracy of Good Faith Efforts and authority to provide above information

Print Name: _____ **Phone contact:** _____

Position: _____ **E-mail address:** _____

Signature: _____ **Date:** _____

ILLINOIS STATE TOLL HIGHWAY AUTHORITY

SPECIAL PROVISION

FOR

BID CREDIT INCENTIVE PROGRAMS

1. OBJECTIVE OF THE BID CREDIT INCENTIVE PROGRAM

The TOLLWAY offers programs allowing a contractor or subcontractor/fabricator to earn BID CREDITS to be used toward future TOLLWAY construction bids. A Bidder can then apply its BID CREDITS to a maximum BID CREDIT CAP assigned by the TOLLWAY to each contract in order to lower their bid amount and increase the chances of winning the contract as the low Bidder.

Use of BID CREDITS from the BID CREDIT Incentive Programs is applicable only to construction projects advertised by the TOLLWAY for public bidding.

Current TOLLWAY BID CREDIT Programs are:

- ConstructionWorks (CW) Program: encouraging contractors to employ and retain qualified and eligible CW individuals enrolled in the CW Program, including African Americans, Asians, Hispanic, Ex-offenders, exonerated individuals, Females, Veterans and other traditionally underserved populations.
- Earned Credit Program (ECP): encouraging contractors to employ and retain qualified and eligible Workforce Innovation and Opportunity Act eligible individuals, including African Americans, Asians, Hispanic, Ex-offenders, exonerated individuals, Females, Veterans and other traditionally underserved populations.
- Partnering for Growth – Construction (P4G-Con): encouraging contractors to mentor a Disadvantaged Business Enterprise or Veteran-owned Small Business protégé firm.

For more information, reference the Operational Guide for each program on the TOLLWAY's website, <https://www.illinoistollway.com/doing-business/diversity-development/programs>.

2. DEFINITIONS

ACTIVE BID CREDIT CERTIFICATE REGISTER: Listing of all active BID CREDIT CERTIFICATEs for all BID CREDIT programs indicating certificate number, value, owner and issue date.

ACTIVE BID CREDITS: BID CREDITS available for submission and utilization on a construction bid.

AWARD CRITERIA: Contractor's BASE BID minus BID CREDIT submitted subject to the BID CREDIT CAP identified for each solicitation.

BASE BID: The bid amount prior to applying BID CREDITS SUBMITTED.

BID CREDIT: Virtual dollar credits earned through a TOLLWAY BID CREDIT Program.

BID CREDIT ALLOCATION: When BID CREDITS SUBMITTED by a prime contractor and subcontractor/fabricator are applied proportionally to the total of all the BID CREDITS originally submitted with the bid.

BID CREDIT CAP: A contract-specific limit as determined by an approved TOLLWAY formula on the amount of ACTIVE BID CREDITS that can be applied as BID CREDITS. Any BID CREDITS SUBMITTED above and beyond the BID CREDIT CAP will not be considered.

BID CREDIT CERTIFICATE: A numbered document that identifies certificate number, value, owner and issue date.

BID CREDITS SUBMITTED: BID CREDITS included in a construction bid as evidenced by a BID CREDIT CERTIFICATE. The total amount of the certificate(s) will be considered as tendered unless otherwise indicated on the physical certificate.

BID CREDITS UTILIZED: The amount of BID CREDITS required to establish the apparent low Bidder based on the difference between the award criterions of the lowest Bidder and the next apparent low Bidder plus \$1.00 of BID CREDIT.

INACTIVE BID CREDITS: BID CREDIT not available for submission due to utilization on a construction bid or superseded by current ACTIVE BID CREDITS.

TOLLWAY: The Illinois State Toll Highway Authority.

3. EARNING BID CREDITS

Refer to the Operational Guides for active TOLLWAY BID CREDIT Programs as posted on the TOLLWAY's website, <https://www.illinoistollway.com/doing-business/diversity-development/programs>.

4. BIDDING PROCEDURES

All bids must comply with the applicable procurement statutes, rules and regulations and the specific requirements of each solicitation to be considered responsive. Bids that fail to meet these minimum requirements may be considered non-responsive.

- 4.1 Each bid solicitation will have a contract-specific total BID CREDIT CAP as determined by the approved TOLLWAY formula on the amount of BID CREDIT that can be applied.
- 4.2 Any credits applied above and beyond the BID CREDIT CAP will not be considered.
- 4.3 If needed, contractors can check the appropriate ACTIVE BID CREDIT CERTIFICATE REGISTER on the TOLLWAY's website to ensure BID CREDIT CERTIFICATES SUBMITTED are active.
- 4.4 The BID CREDIT CAP may be met by BID CREDITS:
 - 4.4.1 Earned from one BID CREDIT program or from a combination of BID CREDIT programs, as BID CREDIT CERTIFICATES are now issued as one certificate covering all BID CREDIT programs
 - 4.4.2 Offered for submission by joint venture partners independently, and/or by subcontractors/fabricators independently, as per Section 5 below. If BID CREDITS from different firms are submitted on the same bid, the BID CREDITS are applied via BID CREDIT ALLOCATION as defined above proportionally to the amounts originally submitted on the bid.
- 4.5 Entering BID CREDITS on the bid forms:
 - The BASE BID is to be clearly identified on line #1 of the P page;
 - Line #2 is to include the total amount of BID CREDIT applied to the bid;
 - Line #3 is to include the AWARD CRITERIA (Line #1 minus Line #2 equals Line #3).

- 4.6 All BID CREDIT CERTIFICATEs submitted to calculate the BID CREDIT included on Line #2 must be included in the original bid package.
- 4.7 All BID CREDITS UTILIZED to become or remain the successful Bidder will become unavailable for inclusion in any other bid at the time the Bidder's AWARD CRITERIA is deemed the lowest responsive and responsible bid.
- 4.8 The BID CREDIT CERTIFICATE(s) will be redeemed up to the amount needed plus \$1 to allow the contractor's bid to be the lowest apparent bid for award of the contract and any unused remaining balance will be returned in the form of a BID CREDIT CERTIFICATE(s) to the contractor, or subcontractor/fabricator if applicable.

5. JOINT VENTURE AND SUBCONTRACTOR/FABRICATOR PARTICIPATION

- 5.1 Joint Venture partners who own BID CREDITS may independently submit BID CREDITS toward the joint venture bid subject to the overall BID CREDIT CAP.
- 5.2 Subcontractors/fabricators who own BID CREDITS may provide those BID CREDITS to prime contractors to be applied by prime contractors in a bid solicitation, provided the prime contractor has committed to utilizing the subcontractor/fabricator in the performance of the contract unless such use is prohibited for reasons beyond the prime contractor's control.
- 5.3 In the event that a subcontractor/fabricator becomes disqualified from contract participation by no fault of the prime, (i.e. delinquent debt, etc.) the actual ACTIVE BID CREDITS UTILIZED by the disqualified subcontractor/fabricator that factored into the apparent winning bid will not be refunded to the subcontractor's BID CREDIT certificate balance.
- 5.4 For subcontractor/fabricator BID CREDIT to be considered for utilization on a bid by a prime contractor:
 - 5.4.1 The prime contractor must include BID CREDIT owned by the prime Bidder along with the BID CREDIT from the subcontractor/fabricator for application to the bid.
 - 5.4.2 The amount of BID CREDITS submitted by the prime contractor shall be no less than the lowest dollar amount submitted by any subcontractor/fabricator application to the bid.
 - 5.4.2.1 An allowance may be made in cases where the prime contractor's total BID CREDITS owned are less than those of the subcontractor/fabricator.
 - In no case can the prime offer less than \$1,000 in BID CREDITS.
 - In instances where the prime has BID CREDITS but the total amount of the prime's BID CREDITS is less than any subcontractor's BID CREDITS offered with a bid, the prime's BID CREDITS will be utilized and exhausted before a subcontractor's BID CREDITS will be applied to the bid.
 - 5.4.2.2 Failure to meet this standard will result in the BID CREDITS SUBMITTED not being considered.
 - 5.4.3 The prime contractor is required to perform the following:
 - Ensure that the subcontractor is aware of and has provided permission to the Bidder as indicated on the BID CREDIT CERTIFICATE to use the BID CREDIT CERTIFICATE in the bid solicitation;

- Identify the scope of work and dollar amount committed to each subcontractor/fabricator where a BID CREDIT CERTIFICATE is being calculated in the BID CREDIT;
- Ensure that the BID CREDIT CERTIFICATE is in active mode, which can be done through checking the ACTIVE BID CREDIT CERTIFICATE REGISTER on the TOLLWAY's website (www.illinoistollway.com and click on "Doing Business") prior to submitting a BID CREDIT BID CREDIT CERTIFICATE in a TOLLWAY bid solicitation;

5.4.4 Ensure that the total amount of BID CREDIT CERTIFICATEs does not exceed the contract-specific total BID CREDIT CAP. In the event of a successful bid, excess credits shall be returned via BID CREDIT ALLOCATION in proportion to what was originally submitted by the prime(s) and subcontractor/fabricator(s).

5.4.5 Insert a copy of this TOLLWAY SPECIAL PROVISION FOR BID CREDIT INCENTIVE PROGRAMS in each and every subcontract or joint venture agreement under this Contract and it shall become a material term of the subcontracts.

5.5 BID CREDITS SUBMITTED by the prime contractor, joint venture partner(s) and/or subcontractor/fabricator(s) are applied via BID CREDIT ALLOCATION, proportionally to the amounts originally submitted on the bid.

6. LONGEVITY OF BID CREDIT CERTIFICATES

6.1 Unused BID CREDITS do not expire.

6.2 BID CREDITS will become INACTIVE BID CREDITS once utilized in a successful bid.

6.3 Should the same BID CREDIT CERTIFICATE be submitted in multiple bids on the same date:

- Where multiple solicitations have the same bid opening date, the TOLLWAY will typically open bids in numerical order with the lowest project number per the last four digits of the contract being opened first.
- The first bid opened containing the BID CREDIT CERTIFICATE will be considered for bid.
- All other bids containing a duplicate BID CREDIT CERTIFICATE will be placed in a suspended mode until the award recommendation of the prior bid(s) has been issued.
- Until such time of award recommendation, all duplicate BID CREDIT CERTIFICATES will be Inactivated as applicable and the remaining BID CREDIT(s) and AWARD CRITERIA will be recalculated for subsequent bids.

As an example: Bid 01 (RR-XX-1234) included BID CREDIT CERTIFICATE A for \$100, Bid 02 (RR-XX-5678) also included BID CREDIT CERTIFICATE A for \$100. Bid 01 utilized \$50 of BID CREDIT CERTIFICATE A. Upon award recommendation of Bid 01, BID CREDIT CERTIFICATE A has \$50 remaining available for consideration in Bid 02.

6.4 As stated in Section 4.8 above, the BID CREDIT CERTIFICATE(s) will be redeemed up to the amount needed plus \$1 to allow the contractor's bid to be the lowest apparent bid for award of the contract and any unused remaining balance will be returned in the form of a revised BID CREDIT CERTIFICATE(s) to the contractor or subcontractor/fabricator if applicable.

7. FRAUDULENT USE OF BID CREDIT CERTIFICATES

Any contractor who knowingly submits an INACTIVE BID CREDITs shall be permanently barred from participating in any TOLLWAY BID CREDIT program.

Any contractor who submits a subcontractor/fabricator's BID CREDIT CERTIFICATE without the permission of the subcontractor/fabricator and/or without committing to utilizing the subcontractor/fabricator by scope of service and dollar value of commitment in the bid shall be permanently barred from participating in any TOLLWAY BID CREDIT program.

The TOLLWAY may report such reporting abuses to the Office of the Inspector General and applicable law enforcement authorities.



ILLINOIS TOLLWAY

STANDARD BUSINESS TERMS AND CONDITIONS

ILLINOIS TOLLWAY CONTRACT NO.: RR-19-4489

CONTRACTOR/CONSULTANT NAME: The George Sollitt Construction Company

1. PAYMENT TERMS AND CONDITIONS:

- 1.1 **Minority Contractor Initiative:** Any Vendor awarded a contract under Section 20-10, 20-15, 20-25 or 20-30 of the Illinois Procurement Code (30 ILCS 500) of \$1,000 or more is required to pay a fee of \$15. The Comptroller shall deduct the fee from the first check issued to the Vendor under the contract and deposit the fee in the Comptroller's Administrative Fund. 15 ILCS 405/23.9.
- 1.2 **Expenses:** The State will not pay for supplies provided or services rendered, including related expenses, incurred prior to the execution of this contract by the Parties even if the effective date of the contract is prior to execution.
- 1.3 **Prevailing Wage:** As a condition of receiving payment Vendor must (i) be in compliance with the contract, (ii) pay its employees prevailing wages when required by law, (iii) pay its suppliers and subcontractors according to the terms of their respective contracts, and (iv) provide lien waivers to the State upon request. Examples of prevailing wage categories include public works, printing, janitorial, window washing, building and grounds services, site technician services, natural resource services, security guard and food services. The prevailing wages are revised by the Department of Labor and are available on the Department's official website, which shall be deemed proper notification of any rate changes under this subsection. Vendor is responsible for contacting the Illinois Department of Labor to ensure understanding of prevailing wage requirements at 217-782-6206 or (<http://www.state.il.us/agency/idol/index.htm>).
- 1.4 **Federal Funding:** This contract may be partially or totally funded with Federal funds. If federal funds are expected to be used, then the percentage of the good/service paid using Federal funds and the total Federal funds expected to be used will be provided in the award notice.
- 1.5 **Invoicing:** By submitting an invoice, Vendor certifies that the supplies or services provided meet all requirements of the contract, and the amount billed and expenses incurred are as allowed in the contract. Invoices for supplies purchased, services performed and expenses incurred through December 31 of any year must be submitted to the State no later than February 28 of the following year; otherwise Vendor may have to seek payment through the Illinois Court of Claims. 30 ILCS 105/25. All invoices are subject to statutory offset. 30 ILCS 210.
 - 1.5.1 Vendor shall not bill for any taxes unless accompanied by proof that the State is subject to the tax. If necessary, Vendor may request the applicable Agency/University state tax exemption number and federal tax exemption information.
 - 1.5.2 Vendor shall invoice at the completion of the contract unless invoicing is tied in the contract to milestones, deliverables, or other invoicing requirements agreed to in the contract.

2. **ASSIGNMENT:** This contract may not be assigned, transferred in whole or in part by Vendor without the prior written consent of the State.

3. **AUDIT/RETENTION OF RECORDS:** Vendor and its subcontractors shall maintain books and records relating to the performance of the contract or subcontract and necessary to support amounts charged to the State pursuant the contract or subcontract. Books and records, including information stored in databases or other computer systems, shall be maintained by the Vendor for a period of five years from the later of the date of final payment under the contract or completion of the contract, and by the subcontractor for a period of five years from the later of final payment under the term or completion of the subcontract. Books and records required to be maintained under this section shall be available for review or audit by representatives of: the procuring Agency/University, the Auditor General, the Executive Inspector General, the Chief Procurement Officer, the Tollway Inspector General, State of Illinois internal auditors or other governmental entities with monitoring authority, upon reasonable notice and during normal business hours. Vendor and its subcontractors shall cooperate fully with any such audit and with any investigation conducted by any of these entities. Failure to maintain books and records required by this section shall establish a presumption in favor of the State for the recovery of any funds paid by the State under the contract for which adequate books and records are not available to support the purported disbursement. The Vendor or subcontractors shall not impose a charge for audit or examination of the Vendor's books and records. 30 ILCS 500/20-65.
4. **TIME IS OF THE ESSENCE:** Time is of the essence with respect to Vendor's performance of this contract. Vendor shall continue to perform its obligations while any dispute concerning the contract is being resolved unless otherwise directed by the State.
5. **NO WAIVER OF RIGHTS:** Except as specifically waived in writing, failure by a Party to exercise or enforce a right does not waive that Party's right to exercise or enforce that or other rights in the future.
6. **FORCE MAJEURE:** Failure by either Party to perform its duties and obligations will be excused by unforeseeable circumstances beyond its reasonable control and not due to its negligence, including acts of nature, acts of terrorism, riots, labor disputes, fire, flood, explosion, and governmental prohibition. The non-declaring Party may cancel the contract without penalty if performance does not resume within 30 days of the declaration.
7. **CONFIDENTIAL INFORMATION:** Each Party, including its agents and subcontractors, to this contract may have or gain access to confidential data or information owned or maintained by the other Party in the course of carrying out its responsibilities under this contract. Vendor shall presume all information received from the State or to which it gains access pursuant to this contract is confidential. Vendor information, unless clearly marked as confidential and exempt from disclosure under the Illinois Freedom of Information Act, shall be considered public. No confidential data collected, maintained, or used in the course of performance of the contract shall be disseminated except as authorized by law and with the written consent of the disclosing Party, either during the period of the contract or thereafter. The receiving Party must return any and all data collected, maintained, created or used in the course of the performance of the contract, in whatever form it is maintained, promptly at the end of the contract, or earlier at the request of the disclosing Party, or notify the disclosing Party in writing of its destruction. The foregoing obligations shall not apply to confidential data or information lawfully in the receiving Party's possession prior to its acquisition from the disclosing Party; received in good faith from a third Party not subject to any confidentiality obligation to the disclosing Party; now is or later becomes publicly known through no breach of confidentiality obligation by the receiving Party; or is independently developed by the receiving Party without the use or benefit of the disclosing Party's confidential information.
3. **USE AND OWNERSHIP:** All work performed or supplies created by Vendor under this contract, whether written documents or data, goods or deliverables of any kind, shall be deemed work for hire under copyright law and all intellectual property and other laws, and the State of Illinois is granted sole and exclusive ownership to all such work, unless otherwise agreed in writing. Vendor hereby assigns to the State all right, title, and interest in and to such work including any related intellectual property rights, and/or waives any and all claims that Vendor may have to such work including any so-called "moral rights" in connection with the work. Vendor acknowledges the

State may use the work product for any purpose. Confidential data or information contained in such work shall be subject to confidentiality provisions of this contract.

9. **INDEMNIFICATION AND LIABILITY:** The Vendor shall indemnify and hold harmless the Tollway and State of Illinois, their directors, agencies, officers, employees, agents and volunteers from any and all costs, demands, expenses, losses, claims, damages, liabilities, settlements and judgments, including in-house and contracted attorneys' fees and expenses, arising out of: (a) any breach or violation by Vendor of any of its certifications, representations, warranties, covenants or agreements; (b) any actual or alleged death or injury to any person, damage to any property or any other damage or loss claimed to result in whole or in part from Vendor's negligent performance; or (c) any negligent act, activity or omission of Vendor or any of its employees, representatives, subcontractors or agents. Neither Party shall be liable for incidental, special, consequential or punitive damages.
10. **INDEPENDENT CONTRACTOR:** Vendor shall act as an independent contractor and not an agent or employee of, or joint venture with the State. All payments by the State shall be made on that basis.
11. **SOLICITATION AND EMPLOYMENT:** Vendor shall not employ any person employed by the State during the term of this contract to perform any work under this contract. Vendor shall give notice immediately to the Agency's director if Vendor solicits or intends to solicit State employees to perform any work under this contract.
12. **COMPLIANCE WITH THE LAW:** The Vendor, its employees, agents, and subcontractors shall comply with all applicable federal, state, and local laws, rules, ordinances, regulations, orders, federal circulars and all license and permit requirements in the performance of this contract. Vendor shall be in compliance with applicable tax requirements and shall be current in payment of such taxes. Vendor shall obtain at its own expense, all licenses and permissions necessary for the performance of this contract.
13. **BACKGROUND CHECK:** Whenever the State deems it reasonably necessary for security reasons, the State may conduct, at its expense, criminal and driver history background checks of Vendor's and subcontractors officers, employees or agents. Vendor or subcontractor shall reassign immediately any such individual who, in the opinion of the State, does not pass the background check.
14. **APPLICABLE LAW:** This contract shall be construed in accordance with and is subject to the laws and rules of the State of Illinois. The Department of Human Rights' Equal Opportunity requirements (44 Ill. Adm. Code 750) are incorporated by reference. Any claim against the State arising out of this contract must be filed exclusively with the Illinois Court of Claims. 705 ILCS 505/1. The State shall not enter into binding arbitration to resolve any contract dispute. The State of Illinois does not waive sovereign immunity by entering into this contract. The official text of cited statutes is incorporated by reference. An unofficial version can be viewed at <http://www.ilga.gov>.
15. **ANTI-TRUST ASSIGNMENT:** If Vendor does not pursue any claim or cause of action it has arising under federal or state antitrust laws relating to the subject matter of the contract, then upon request of the Illinois Attorney General, Vendor shall assign to the State rights, title and interest in and to the claim or cause of action.
16. **CONTRACTUAL AUTHORITY:** The Agency that signs for the State of Illinois shall be the only State entity responsible for performance and payment under the contract. When the Chief Procurement Officer or authorized designee signs in addition to an Agency, they do so as approving officer and shall have no liability to Vendor. When the Chief Procurement Officer or authorized designee, or State Purchasing Officer signs a master contract on behalf of State agencies, only the Agency that places an order with the Vendor shall have any liability to Vendor for that order.
17. **NOTICES:** Notices and other communications provided for herein shall be given in writing by registered or certified mail, return receipt requested, by receipted hand delivery, by courier (UPS, Federal Express or other similar and

reliable carrier), by e-mail, or by fax showing the date and time of successful receipt. Notices shall be sent to the individuals who signed the contract using the contact information following the signatures. Each such notice shall be deemed to have been provided at the time it is actually received. By giving notice, either Party may change the contact information.

18. **MODIFICATIONS AND SURVIVAL:** Amendments, modifications and waivers must be in writing and signed by authorized representatives of the Parties. Any provision of this contract officially declared void, unenforceable, or against public policy, shall be ignored and the remaining provisions shall be interpreted, as far as possible, to give effect to the Parties' intent. All provisions that by their nature would be expected to survive, shall survive termination. In the event of a conflict between the State's and the Vendor's terms, conditions and attachments, the State's terms, conditions and attachments shall prevail.
19. **PERFORMANCE RECORD / SUSPENSION:** Upon request of the State, Vendor shall meet to discuss performance or provide contract performance updates to help ensure proper performance of the contract. The State may consider Vendor's performance under this contract and compliance with law and rule to determine whether to continue the contract, suspend Vendor from doing future business with the State for a specified period of time, or to determine whether Vendor can be considered responsible on specific future contract opportunities.
20. **FREEDOM OF INFORMATION ACT:** This contract and all related public records maintained by, provided to or required to be provided to the State are subject to the Illinois Freedom of Information Act (FOIA) (50 ILCS 140) notwithstanding any provision to the contrary that may be found in this contract.
21. **SCHEDULE OF WORK:** Any work performed on State premises shall be done during the hours designated by the State and performed in a manner that does not interfere with the State and its personnel.
22. **WARRANTIES FOR SUPPLIES AND SERVICES:**
 - 22.1 Vendor warrants that the supplies furnished under this contract will: (a) conform to the standards, specifications, drawing, samples or descriptions furnished by the State or furnished by the Vendor and agreed to by the State, including but not limited to all specifications attached as exhibits hereto; (b) be merchantable, of good quality and workmanship, and free from defects for a period of twelve months or longer if so specified in writing, and fit and sufficient for the intended use; (c) comply with all federal and state laws, regulations and ordinances pertaining to the manufacturing, packing, labeling, sale and delivery of the supplies; (d) be of good title and be free and clear of all liens and encumbrances and; (e) not infringe any patent, copyright or other intellectual property rights of any third party. Vendor agrees to reimburse the State for any losses, costs, damages or expenses, including without limitations, reasonable attorney's fees and expenses, arising from failure of the supplies to meet such warranties.
 - 22.2 Vendor shall insure that all manufacturers' warranties are transferred to the State and shall provide a copy of the warranty. These warranties shall be in addition to all other warranties, express, implied or statutory, and shall survive the State's payment, acceptance, inspection or failure to inspect the supplies.
 - 22.3 Vendor warrants that all services will be performed to meet the requirements of the contract in an efficient and effective manner by trained and competent personnel. Vendor shall monitor performances of each individual and shall reassign immediately any individual who is not performing in accordance with the contract, who is disruptive or not respectful of others in the workplace, or who in any way violates the contract or State policies.
23. **REPORTING, STATUS AND MONITORING SPECIFICATIONS:**
 - 23.1 Vendor shall immediately notify the State of any event that may have a material impact on Vendor's ability

to perform the contract.

23.2 By August 31 of each year, Vendor shall report to the Agency or University the number of qualified veterans and certain ex-offenders hired during Vendor's last completed fiscal year. Vendor may be entitled to employment tax credit for hiring individuals in those groups. 35 ILCS 5/216, 5/217.

24. **EMPLOYMENT TAX CREDIT:** Vendors who hire qualified veterans and certain ex-offenders may be eligible for tax credits. 30 ILCS 500/45-67 and 45-70. Please contact the Illinois Department of Revenue (telephone #: 217-524-4772) for information about tax credits.

25. **SUPPLEMENTAL PROVISIONS**

25.1 **TOLLWAY SUPPLEMENTAL PROVISIONS**

25.1.1 **Agents and Employees:**

Vendor shall be responsible for the negligent acts and omissions of its agents, employees and subcontractors in their performance of Vendor's duties under this Contract. Vendor represents that it shall utilize the services of individuals skilled in the profession for which they will be used in performing services or supplying goods hereunder. In the event that the Tollway determines that any individual performing services or supplying goods for Vendor hereunder is not providing such skilled services or delivery of goods, it shall promptly notify the Vendor and the Vendor shall replace that individual.

25.1.2 **Publicity:**

Vendor shall not, in any advertisement or any other type of solicitation for business, state, indicate or otherwise imply that it is under contract to the Tollway nor shall the Tollway's name be used in any such advertisement or solicitation without prior written approval except as required by law.

25.1.3 **Third Party Beneficiaries:**

There are no third party beneficiaries to this Contract. This Contract is intended only to benefit the Tollway/Buyer and the Vendor.

25.1.4 **Successors In Interest:**

All the terms, provisions, and conditions of the Contract shall be binding upon and inure to the benefit of the parties hereto and their respective successors, assigns and legal representatives.

25.1.5 **Venue:**

Any claim against the Tollway arising out of this contract must be filed exclusively with Circuit Court for the Eighteenth Judicial Circuit, DuPage County, Illinois for State claims and the U.S. District Court for the Northern District of Illinois for Federal claims.

25.1.5.1 Whenever "State" is used or referenced in this Contract, it shall be interpreted to mean "Tollway".

25.1.5.2 The State Prompt Payment Act (30 ILCS 40) does not apply to the Tollway.

25.1.5.3 The Tollway is not currently an appropriated agency.

25.2 **REPORT OF A CHANGE IN CIRCUMSTANCES:** The Contractor agrees to report to the TOLLWAY as soon as practically possible, but no later than 21 days following any change in facts or circumstances that might impact the CONTRACTOR's ability to satisfy its legal or contractual responsibilities and obligations under

this contract. Required reports include, but are not limited to changes in the CONTRACTOR's Certification/Disclosure Forms, the CONTRACTOR's IDOT pre-qualification, or any certification or licensing required for this project. Additionally, (CONTRACTOR/VENDOR) agrees to report to the Tollway within the above timeframe any arrests, indictments, convictions or other matters involving the CONTRACTOR, or any of its principals, that might occur while this contract is in effect. This reporting requirement does not apply to common offenses, including but not limited to minor traffic/vehicle offenses.

Further, the CONTRACTOR agrees to incorporate substantially similar reporting requirements into the terms of any and all subcontracts relating to work performed under this agreement. The (CONTRACTOR/VENDOR) agrees to forward or relay to the Tollway any reports received from subcontractors pursuant to this paragraph within 21 days.

Finally, the CONTRACTOR acknowledges and agrees that the failure of the CONTRACTOR to comply with this reporting requirement shall constitute a material breach of contract which may result in this contract being declared void.

25.3 PAYMENT DATA REPORTING REQUIREMENT

The Tollway requires contractors to report all payments received and/or paid to other firms pursuant to this contract in the form prescribed by the Tollway.

Additional information can be found at: <https://www.illinoistollway.com/doing-business#B2GNow>
(If hyperlink does not load, copy and paste the address into your web browser's address bar)

25.4 VENDOR SUPPLEMENTAL PROVISIONS

Vendor Supplemental Provisions:

STATE OF ILLINOIS
SOLICITATION AND CONTRACT TERMS AND CONDITIONS EXCEPTIONS

The George Sollitt
 Construction Company

_____ agrees with the terms and conditions set forth in the State of Illinois Invitation for Bid, including the standard terms and conditions, the Agency/University supplemental provisions, certifications, and disclosures, with the following exceptions:

	Excluding certifications required by statute to be made by the Vendor, both Parties agree that all of the duties and obligations that the Vendor owes to the Agency/University for the work performed shall be pursuant to the solicitation and resulting contract, and Vendor's exceptions accepted by the State thereto as set forth below.
	STANDARD TERMS AND CONDITIONS
Section/ Subsection #	State the exception such as "add," "replace," and/or "delete."
	NOT APPLICABLE
	ADDITIONAL TERMS AND CONDITIONS
New Provision(s), # et. seq.	Section/Subsection New Number, Title of New Subsection: State the new additional term or condition.
	NOT APPLICABLE

_____ hereby agrees to the exceptions provided by _____ and to the Additional Terms and Conditions provided by _____.

Agreed: The George Sollitt Construction Company	Agreed:
By: James Zielinski	By:
Signed: _____	Signed:
Position: President	Position:
Date: November 19, 2019	Date:



Office of the Secretary of State Jesse White
CYBERDRIVEILLINOIS.COM

Corporation/LLC Search/Certificate of Good Standing

Corporation File Detail Report

File Number 24015149
Entity Name THE GEORGE SOLLITT CONSTRUCTION COMPANY
Status
ACTIVE

Entity Information

Entity Type
CORPORATION

Type of Corp
DOMESTIC BCA

Incorporation Date (Domestic)
Saturday, 27 April 1935

State
ILLINOIS

Duration Date
PERPETUAL

Agent Information

Name
JAMES ZIELINSKI

Address

790 N CENTRAL AVE
WOOD DALE , IL 60191

Change Date
Thursday, 15 March 2018

Annual Report

Filing Date
Friday, 15 March 2019

For Year
2019

Officers

President
Name & Address
JAMES ZIELINSKI 790 N CENTRAL AVE WOOD DALE IL 60191

Secretary
Name & Address
THOMAS BAKER SAME ADDRESS

Assumed Name

ACTIVE
GEORGE SOLLITT CONSTRUCTION COMPANY

[Return to Search](#)

[File Annual Report](#)

[Adopting Assumed Name](#)

[Articles of Amendment Effecting A Name Change](#)

[Change of Registered Agent and/or Registered Office](#)

(One Certificate per Transaction)

OCIS CICIOCP1

OFFSET CONTRACT INQUIRY

14:16 01/24/20

ACTION: S

VENDOR NUMBER= ** [REDACTED]

OFFSET: 00 OF 00

VENDOR NAME: *

CLAIMING AGENCY NUMBER: *

CLAIMING AGENCY NAME: *

CLAIMING AGENCY PHONE NUMBER: *

DISCLAIMER:

AS OF 01/24/20 AT 14:20 OUR INVOLUNTARY WITHHOLDING SYSTEM DOES NOT HAVE AN ACTIVE CLAIM AGAINST VENDOR NUMBER * [REDACTED] PLEASE BE ADVISED THAT OUR SYSTEM ONLY CONTAINS CLAIMS FILED BY STATE AGENCIES PURSUANT TO 15 ILCS 405/10.05. A VENDOR MAY BE DELIQUENT IN A DEBT TO THE STATE OF ILLINOIS, BUT THE DEBT MAY NOT BE RECORDED ON OUR INVOLUNTARY WITHHOLDING SYSTEM.

*

ENTER=PROCESS, PF3=IOCM, PF12=REFRESH

Yfsga Arair Corporation

OCIS CICIOCP1

OFFSET CONTRACT INQUIRY

14:16 01/24/20

ACTION: S

VENDOR NUMBER= ** [REDACTED]

OFFSET: 00 OF 00

VENDOR NAME: *

CLAIMING AGENCY NUMBER: *

CLAIMING AGENCY NAME: *

CLAIMING AGENCY PHONE NUMBER: *

DISCLAIMER:

AS OF 01/24/20 AT 14:19 OUR INVOLUNTARY WITHHOLDING SYSTEM DOES NOT HAVE AN ACTIVE CLAIM AGAINST VENDOR NUMBER ** [REDACTED] PLEASE BE ADVISED THAT OUR SYSTEM ONLY CONTAINS CLAIMS FILED BY STATE AGENCIES PURSUANT TO 15 ILCS 405/10.05. A VENDOR MAY BE DELIQUENT IN A DEBT TO THE STATE OF ILLINOIS, BUT THE DEBT MAY NOT BE RECORDED ON OUR INVOLUNTARY WITHHOLDING SYSTEM.

*

ENTER=PROCESS, PF3=IOCM, PF12=REFRESH

OCIS CICIOCP1

OFFSET CONTRACT INQUIRY

13:37 01/09/20

ACTION: S

VENDOR NUMBER= *** [REDACTED]

OFFSET: 00 OF 00

VENDOR NAME: *

CLAIMING AGENCY NUMBER: *

CLAIMING AGENCY NAME: *

CLAIMING AGENCY PHONE NUMBER: *

DISCLAIMER:

AS OF 01/09/20 AT 13:38 OUR INVOLUNTARY WITHHOLDING SYSTEM DOES NOT HAVE AN ACTIVE CLAIM AGAINST VENDOR NUMBER *** [REDACTED] PLEASE BE ADVISED THAT OUR SYSTEM ONLY CONTAINS CLAIMS FILED BY STATE AGENCIES PURSUANT TO 15 ILCS 405/10.05. A VENDOR MAY BE DELIQUENT IN A DEBT TO THE STATE OF ILLINOIS, BUT THE DEBT MAY NOT BE RECORDED ON OUR INVOLUNTARY WITHHOLDING SYSTEM.

*

ENTER=PROCESS, PF3=IOCM, PF12=REFRESH

448a Volt Electric

OCIS CICIOCP1

OFFSET CONTRACT INQUIRY

14:16 01/24/20

ACTION: S

VENDOR NUMBER= **** [REDACTED]

OFFSET: 00 OF 00

VENDOR NAME: *

CLAIMING AGENCY NUMBER: *

CLAIMING AGENCY NAME: *

CLAIMING AGENCY PHONE NUMBER: *

DISCLAIMER:

AS OF 01/24/20 AT 14:17 OUR INVOLUNTARY WITHHOLDING SYSTEM DOES NOT HAVE AN ACTIVE CLAIM AGAINST VENDOR NUMBER **** [REDACTED] PLEASE BE ADVISED THAT OUR SYSTEM ONLY CONTAINS CLAIMS FILED BY STATE AGENCIES PURSUANT TO 15 ILCS 405/10.05. A VENDOR MAY BE DELIQUENT IN A DEBT TO THE STATE OF ILLINOIS, BUT THE DEBT MAY NOT BE RECORDED ON OUR INVOLUNTARY WITHHOLDING SYSTEM.

*

ENTER=PROCESS, PF3=IOCM, PF12=REFRESH

OCIS CICIOCP1

OFFSET CONTRACT INQUIRY

10:09 01/23/20

ACTION: S

VENDOR NUMBER= *** [REDACTED]

OFFSET: 00 OF 00

VENDOR NAME: *

CLAIMING AGENCY NUMBER: *

CLAIMING AGENCY NAME: *

CLAIMING AGENCY PHONE NUMBER: *

DISCLAIMER:

AS OF 01/23/20 AT 10:09 OUR INVOLUNTARY WITHHOLDING SYSTEM DOES NOT HAVE AN ACTIVE CLAIM AGAINST VENDOR NUMBER *** [REDACTED] PLEASE BE ADVISED THAT OUR SYSTEM ONLY CONTAINS CLAIMS FILED BY STATE AGENCIES PURSUANT TO 15 ILCS 405/10.05. A VENDOR MAY BE DELIQUENT IN A DEBT TO THE STATE OF ILLINOIS, BUT THE DEBT MAY NOT BE RECORDED ON OUR INVOLUNTARY WITHHOLDING SYSTEM.

*

ENTER=PROCESS, PF3=IOCM, PF12=REFRESH

4489 Toro Construction Corp.

OCIS CICIOCP1

OFFSET CONTRACT INQUIRY

12:52 01/10/20

ACTION: S

VENDOR NUMBER= **** [REDACTED]

OFFSET: 00 OF 00

VENDOR NAME: *

CLAIMING AGENCY NUMBER: *

CLAIMING AGENCY NAME: *

CLAIMING AGENCY PHONE NUMBER: *

DISCLAIMER:

AS OF 01/10/20 AT 12:52 OUR INVOLUNTARY WITHHOLDING SYSTEM DOES NOT HAVE AN ACTIVE CLAIM AGAINST VENDOR NUMBER *** [REDACTED] PLEASE BE ADVISED THAT OUR SYSTEM ONLY CONTAINS CLAIMS FILED BY STATE AGENCIES PURSUANT TO 15 ILCS 405/10.05. A VENDOR MAY BE DELIQUENT IN A DEBT TO THE STATE OF ILLINOIS, BUT THE DEBT MAY NOT BE RECORDED ON OUR INVOLUNTARY WITHHOLDING SYSTEM.

*

ENTER=PROCESS, PF3=IOCM, PF12=REFRESH

4489 Command Mechanical Group

OCIS CICIOCP1

OFFSET CONTRACT INQUIRY

13:37 01/09/20

ACTION: S

VENDOR NUMBER= **** [REDACTED]

OFFSET: 00 OF 00

VENDOR NAME: *

CLAIMING AGENCY NUMBER: *

CLAIMING AGENCY NAME: *

CLAIMING AGENCY PHONE NUMBER: *

DISCLAIMER:

AS OF 01/09/20 AT 14:10 OUR INVOLUNTARY WITHHOLDING SYSTEM DOES NOT HAVE AN ACTIVE CLAIM AGAINST VENDOR NUMBER **** [REDACTED]. PLEASE BE ADVISED THAT OUR SYSTEM ONLY CONTAINS CLAIMS FILED BY STATE AGENCIES PURSUANT TO 15 ILCS 405/10.05. A VENDOR MAY BE DELIQUENT IN A DEBT TO THE STATE OF ILLINOIS, BUT THE DEBT MAY NOT BE RECORDED ON OUR INVOLUNTARY WITHHOLDING SYSTEM.

*

ENTER=PROCESS, PF3=IOCM, PF12=REFRESH

OCIS CICIOCP1

OFFSET CONTRACT INQUIRY

13:37 01/09/20

ACTION: S

VENDOR NUMBER= *** [REDACTED]

OFFSET: 00 OF 00

VENDOR NAME: *

CLAIMING AGENCY NUMBER: *

CLAIMING AGENCY NAME: *

CLAIMING AGENCY PHONE NUMBER: *

DISCLAIMER:

AS OF 01/09/20 AT 14:02 OUR INVOLUNTARY WITHHOLDING SYSTEM DOES NOT HAVE AN ACTIVE CLAIM AGAINST VENDOR NUMBER *** [REDACTED] PLEASE BE ADVISED THAT OUR SYSTEM ONLY CONTAINS CLAIMS FILED BY STATE AGENCIES PURSUANT TO 15 ILCS 405/10.05. A VENDOR MAY BE DELIQUENT IN A DEBT TO THE STATE OF ILLINOIS, BUT THE DEBT MAY NOT BE RECORDED ON OUR INVOLUNTARY WITHHOLDING SYSTEM.

*

ENTER=PROCESS, PF3=IOCM, PF12=REFRESH

4489 WMM Peters Construction Inc.

OCIS CICIOCP1

OFFSET CONTRACT INQUIRY

13:37 01/09/20

ACTION: S

VENDOR NUMBER= *** [REDACTED]

OFFSET: 00 OF 00

VENDOR NAME: *

CLAIMING AGENCY NUMBER: *

CLAIMING AGENCY NAME: *

CLAIMING AGENCY PHONE NUMBER: *

DISCLAIMER:

AS OF 01/09/20 AT 13:53 OUR INVOLUNTARY WITHHOLDING SYSTEM DOES NOT HAVE AN ACTIVE CLAIM AGAINST VENDOR NUMBER *** [REDACTED] PLEASE BE ADVISED THAT OUR SYSTEM ONLY CONTAINS CLAIMS FILED BY STATE AGENCIES PURSUANT TO 15 ILCS 405/10.05. A VENDOR MAY BE DELIQUENT IN A DEBT TO THE STATE OF ILLINOIS, BUT THE DEBT MAY NOT BE RECORDED ON OUR INVOLUNTARY WITHHOLDING SYSTEM.

*

ENTER=PROCESS, PF3=IOCM, PF12=REFRESH

Bailey, Shanel

From: Bailey, Shanel
Sent: Thursday, December 05, 2019 2:22 PM
To: Bailey, Shanel
Subject: The George Sollitt Construction Company - FEIN [REDACTED]

OCIS CICIOCP1 OFFSET CONTRACT INQUIRY 14:19 12/05/19

ACTION: S

VENDOR NUMBER= *** [REDACTED] 0 OFFSET: 00 OF 00
VENDOR NAME: *
CLAIMING AGENCY NUMBER: *
CLAIMING AGENCY NAME: *
CLAIMING AGENCY PHONE NUMBER: *

DISCLAIMER:

AS OF 12/05/19 AT 14:20 OUR INVOLUNTARY WITHHOLDING SYSTEM DOES NOT HAVE AN ACTIVE CLAIM AGAINST VENDOR NUMBER *** [REDACTED] PLEASE BE ADVISED THAT OUR SYSTEM ONLY CONTAINS CLAIMS FILED BY STATE AGENCIES PURSUANT TO 15 ILCS 405/10.05. A VENDOR MAY BE DELIQUENT IN A DEBT TO THE STATE OF ILLINOIS, BUT THE DEBT MAY NOT BE RECORDED ON OUR INVOLUNTARY WITHHOLDING SYSTEM.

*

ENTER=PROCESS, PF3=IOCM, PF12=REFRESH

E-MAIL CONFIDENTIALITY NOTICE: This electronic mail message, including any attachments, is for the intended recipient(s) only. This e-mail and any attachments might contain information that is confidential, legally privileged or otherwise protected or exempt from disclosure under applicable law. If you are not a named recipient, or if you are named but believe that you received this e-mail in error, please notify the sender immediately by telephone or return e-mail and promptly delete this e-mail and any attachments and copies thereof from your system. If you are not the intended recipient, please be aware that any copying, distribution, dissemination, disclosure or other use of this e-mail and any attachments is unauthorized and prohibited. Your receipt of this message is not intended to waive any applicable privilege or claim of confidentiality, and any prohibited or unauthorized disclosure is not binding on the Illinois State Toll Highway Authority. Thank you for your cooperation.



**Substance Abuse Prevention
Program Certification
Public Act 95-0635**

Contract # RR-19-4489 Today's Date 11/19/19

The undersigned Contractor(s) and Subcontractor(s) certify that they have read the provisions of the Substance Abuse Prevention on Public Works Act, Public Act 95-0635, and are in compliance with the terms of the Act.

 The Contractor/Subcontractors hereby certify that they are exempt from the provisions of Public Act 95-0635 because it is a party to a collective bargaining agreement that deals with Substance Abuse and Prevention as provided for in the Act.

The Contractor/Subcontractors hereby certify they have a program in place to address Substance Abuse and Prevention as provided for in the Act and will submit the same to the Illinois Tollway prior to issuance of an Authorization to Proceed.

The George Sollitt Construction Company

Contractor

James Zielinski / President

Name/Title of Authorized Representative


Signature of Authorized Representative

Subcontractor

Name/Title of Authorized Representative

Signature of Authorized Representative

Subcontractor

Name/Title of Authorized Representative

Signature of Authorized Representative

Subcontractor

Name/Title of Authorized Representative

Signature of Authorized Representative

Subcontractor

Name/Title of Authorized Representative

Signature of Authorized Representative

**STATE OF ILLINOIS
TAXPAYER IDENTIFICATION NUMBER**

I certify that:

The number shown on this form is my correct taxpayer identification number (or I am waiting for a number to be issued to me), and

I am not subject to backup withholding because: (a) I am exempt from backup withholding, or (b) I have not been notified by the Internal Revenue Service (IRS) that I am subject to backup withholding as a result of a failure to report all interest or dividends, or (c) the IRS has notified me that I am no longer subject to backup withholding, and

I am a U.S. person (including a U.S. resident alien).

- If you are an individual, enter your name and SSN as it appears on your Social Security Card.
- If you are a sole proprietor, enter the owner's name on the name line followed by the name of the business and the owner's SSN or EIN.
- If you are a single-member LLC that is disregarded as an entity separate from its owner, enter the owner's name on the name line and the D/B/A on the business name line and enter the owner's SSN or EIN.
- If the LLC is a corporation or partnership, enter the entity's business name and EIN and for corporations, attach IRS acceptance letter (CP261 or CP277).
- For all other entities, enter the name of the entity as used to apply for the entity's EIN and the EIN.

Name: James Zielinski

Business Name: The George Sollitt Construction Company

Taxpayer Identification Number:

Social Security Number:

or

Employer Identification Number: [REDACTED]

Legal Status (check one):

- | | |
|---|--|
| <input type="checkbox"/> Individual | <input type="checkbox"/> Governmental |
| <input type="checkbox"/> Sole Proprietor | <input type="checkbox"/> Nonresident alien |
| <input type="checkbox"/> Partnership | <input type="checkbox"/> Estate or trust |
| <input type="checkbox"/> Legal Services Corporation | <input type="checkbox"/> Pharmacy (Non-Corp.) |
| <input type="checkbox"/> Tax-exempt | <input type="checkbox"/> Pharmacy/Funeral Home/Cemetery (Corp.) |
| <input type="checkbox"/> Corporation providing or billing
medical and/or health care services | <input type="checkbox"/> Limited Liability Company
(select applicable tax classification) |
| <input checked="" type="checkbox"/> Corporation NOT providing or billing
medical and/or health care services | <input type="checkbox"/> C = corporation |
| | <input type="checkbox"/> P = partnership |

Signature of Authorized Representative: [REDACTED]


Date: January 9, 2020



To all to whom these Presents Shall Come, Greeting:

I, Jesse White, Secretary of State of the State of Illinois, do hereby certify that I am the keeper of the records of the Department of Business Services. I certify that

THE GEORGE SOLLITT CONSTRUCTION COMPANY, A DOMESTIC CORPORATION, INCORPORATED UNDER THE LAWS OF THIS STATE ON APRIL 27, 1935, APPEARS TO HAVE COMPLIED WITH ALL THE PROVISIONS OF THE BUSINESS CORPORATION ACT OF THIS STATE, AND AS OF THIS DATE, IS IN GOOD STANDING AS A DOMESTIC CORPORATION IN THE STATE OF ILLINOIS.



In Testimony Whereof, I hereto set my hand and cause to be affixed the Great Seal of the State of Illinois, this 10TH day of JANUARY A.D. 2020 .

Jesse White

SECRETARY OF STATE

Certificate of Registration

STATE BOARD OF ELECTIONS

Registration No. 18323

The George Sollitt Construction Company

790 N. Central Ave.

Wood Dale IL 60191

Information for this business last updated on:

Tuesday, October 25, 2016

Certificate produced on Tuesday, March 28, 2017 at 3:22 PM



STATE OF ILLINOIS
FORMS B CERTIFICATIONS AND DISCLOSURES

BidBuy Reference #: B-10800

Procurement/Contract #: RR-19-4489

This Forms B may be used when responding to an Invitation for Bid (IFB) or a Request for Proposal (RFP) if the vendor is registered in the Illinois Procurement Gateway (IPG) and has an active State of Illinois Vendor Registration Number. The IPG assigns a unique State of Illinois Vendor Registration Number and expiration date upon the Chief Procurement Office's acceptance of an IPG application.

If a vendor does not have an active State of Illinois Vendor Registration Number, then the vendor must complete and submit Forms A with their response. Failure to do so may render the submission non-responsive and result in disqualification.

Please read this entire section and provide the requested information as applicable. All parts in Forms B must be completed in full and submitted along with the vendor's response.

1. Certification of Illinois Procurement Gateway Registration

My business has an active State of Illinois Vendor Registration Number.

To ensure that you have an active registration in the IPG, search for your business name in the IPG Registered Vendor Directory. If your company does not appear in the search results, then you do not have an active IPG registration.

State of Illinois Vendor Registration Number: IPG - 0310678

IPG Expiration Date: May 7, 2020

2. Certification Timely to this Solicitation or Contract

Vendor certifies it is not barred from having a contract with the State based upon violating the prohibitions related to either submitting/writing specifications or providing assistance to an employee of the State of Illinois by reviewing, drafting, directing, or preparing any invitation for bids, a request for proposal, or request of information, or similar assistance (except as part of a public request for such information). 30 ILCS 500/50-10.5(e).

Yes No

3. Disclosure of Lobbyist or Agent (Complete only if bid, offer, or contract has an annual value over \$50,000)

Is your company or parent entity(ies) represented by or do you or your parent entity(ies) employ a lobbyist required to register under the Lobbyist Registration Act (lobbyist must be registered pursuant to the Act with the Secretary of State) or an agent who has communicated, is communicating, or may communicate with any State officer or employee concerning the bid or offer? If yes, please identify each lobbyist and agent, including the name and address below. Yes No

If yes, please identify each lobbyist and agent, including the name and address below. If you have a lobbyist that does not meet the criteria, then you do not have to disclose the lobbyist's information. Additional rows may be inserted into the table or an attachment may be provided if needed.

**STATE OF ILLINOIS
FORMS B CERTIFICATIONS AND DISCLOSURES**

Name	Address	Relationship to Disclosing Entity

Describe all costs/fees/compensation/reimbursements related to the assistance provided by each representative lobbyist or other agent to obtain this Agency contract:

4. Disclosure of Current and Pending Contracts

Complete only if: (a) your business is for-profit and (b) the bid, offer, or contract has an annual value over \$50,000. Do not complete if you are a not-for-profit entity.

Yes No. Do you have any contracts, pending contracts, bids, proposals, subcontracts, leases or other ongoing procurement relationships with units of State of Illinois government?

If "Yes", please specify below. Additional rows may be inserted into the table or an attachment in the same format may be provided if needed.

Agency	Project Title	Status	Value	Contract Reference/P.O./Illinois Procurement Bulletin #
Public Building Commission of Chicago	Prussing Elementary Annex	Contract	\$17,973,647	C1587
Chicago Public Schools	DeWitt Clinton Elementary School	Contract	\$14,124,150	2018-22751-MCR
Chicago Public Schools	George B. McClellan Elementary School	Contract	\$6,630,369	3516347
Chicago Public Schools	Brian Piccolo Elementary Specialty School	Contract	\$7,100,988	3564133
Capital Development Board	IDOT Dan Ryan Field Office	Contract	\$3,014,801	19045841
Chicago Public Schools	Nicholas Senn High School	Contract	\$8,166,007	3609643
Public Building Commission of Chicago	Merlo Branch Library	Contract	\$4,130,387	PS30120
Chicago Park District	McGuane Park Fieldhouse	Contract	\$4,759,950	P-16008-020
Illinois State Toll Highway Authority	M-16 Maintenance Facilities & Site Improvements	Pending Contract	\$26,344,819	RR-19-4489

5. Signature

As of the date signed below, I certify that:

**STATE OF ILLINOIS
FORMS B CERTIFICATIONS AND DISCLOSURES**

- My business' information and the certifications made in the Illinois Procurement Gateway are truthful and accurate.
- The certifications and disclosures made in this Forms B are truthful and accurate.

This Forms B is signed by an authorized officer or employee on behalf of the bidder, offeror, or vendor pursuant to Sections 50-13 and 50-35 of the Illinois Procurement Code, and the affirmation of the accuracy of the financial disclosures is made under penalty of perjury.

This disclosure information is submitted on behalf of:

Vendor Name: The George Sollitt Construction Company


Phone: 630-860-7333

Street Address: 790 N. Central Ave.

Email: jzielinski@sollitt.com

City, State, Zip: Wood Dale, IL 60191

Vendor Contact: James Zielinski

Signature: 

Date: January 9, 2020

Printed Name: James Zielinski

Title: President



**Work In Progress
October 2019**

<u>Name & Location of Project</u>	<u>Approximate Construction Cost</u>	<u>Architect</u>	<u>Percent Complete</u>
Prussing Elementary Annex New Construction Chicago, Illinois	\$17,635,743	Legat Architects	98%
DeWitt Clinton Elementary School Renovation Chicago, Illinois	\$14,105,374	BLDD Architects, Inc	98%
George B. McClellan Elementary School Renovation Chicago, Illinois	\$6,593,799	Coyne Architects	99%
Brian Piccolo Elementary Specialty School Renovation Chicago, Illinois	\$7,075,894	FMG Architects	98%
IDOT Dan Ryan Field Office Renovation Chicago, Illinois	\$2,983,744	Knight Architects	99%
Roquette R&D Facility Renovation Geneva, Illinois	\$672,433	Burns McDonnell	98%
St. Joseph School Renovation/Addition Downers Grove, Illinois	\$4,075,015	Serena Sturm	99%
Nicholas Senn High School New Construction Chicago, Illinois	\$8,026,014	KOO, Inc	75%
Merlo Branch Library Renovation Chicago, Illinois	\$4,130,387	Ross Barney Architects	28%
O'Hare Deicing Message Boards Renovation Chicago, Illinois	\$1,347,476	Ross Barney Architects	19%
McGuane Park Fieldhouse Renovation Chicago, Illinois	\$4,759,950	RADA	0%



* Construction Manager - Constructor at Risk with a Guaranteed Maximum Price (GMP)

Vendor Registration: View

General | Public Profile | Users | Commodity Codes | Contacts & Owners | Comments | Certifications | Site Visits | Registrations | Reports |

George Sollitt Construction Company

System Vendor Number: 20062796

[View All Forms in PDF](#) [Download Documents](#)


Vendor Registration

TYPE	State of Illinois Vendor Registration
DESCRIPTION	Register to do business with the State of Illinois
DATE SUBMITTED	5/1/2019
STATUS	Accepted
STATE OF ILLINOIS VENDOR REGISTRATION NUMBER	IPG-0310678
REVIEWER	Sarah Irwin
DATE REVIEWED	5/8/2019
PUBLIC REVIEW COMMENTS	
PRIVATE REVIEW COMMENTS	
EXPIRATION DATE	5/7/2020
FLAG FORM	Add Flag

Settings

SMALL BUSINESS SET-ASIDE PROGRAM (SBSP) REGISTERED	No
REGISTERING AS A	Prime Contractor

Entity Information

BUSINESS NAME	George Sollitt Construction Company
CONTACT FOR THIS SUBMISSION	Ashlee Dameron (change contact)
PRIMARY CONTACT EMAIL	adameron@sollitt.com
PHONE	630-860-7333
FAX	630-860-7347
COMPANY EMAIL	adameron@sollitt.com
TAX ID NUMBER	
COMPANY TYPE	Corporation
ADDRESS	790 N. Central Avenue Wood Dale, IL 60191 [edit address]

Vendor Registration: View Form

General | Public Profile | Users | Commodity Codes | Contacts & Owners | Comments | Certifications | Site Visits | Registrations | Reports |

George Sollitt Construction Company

System Vendor Number: 20062796

[Return to Main Form](#)

[View Clean Form in PDF](#)

Vendor Registration

FORM NAME	A - B. Business Information & Additional Information
DESCRIPTION	Complete section A and B, in order to submit this form.
DATE SUBMITTED	5/1/2019
STATUS	Accepted
BUSINESS NAME	George Sollitt Construction Company
POINT OF CONTACT	<u>Ashlee Dameron</u>
FLAG FORM	<u>Add Flag</u>

A. Business Information

1. YOUR BUSINESS IS REGISTERING AS A	Prime Contractor only- All Forms A-I must be completed.
2. NAME OF CEO/BUSINESS OWNER	James Zielinski
3. ANNUAL SALES/GROSS RECEIPTS	58,000,000
4. WHEN WAS YOUR BUSINESS ESTABLISHED?	04/27/1935
5. IN WHAT ILLINOIS COUNTY(IES) ARE YOU CONDUCTING BUSINESS?	The business conducts business statewide.
6. CONTACT PERSON FOR THIS VENDOR REGISTRATION	James Zielinski
CONTACT PERSON TITLE	President
CONTACT PERSON PHONE	630-860-7333
CONTACT PERSON EMAIL	jzielinski@sollitt.com

B. Additional Information

1. HOW DID YOU LEARN ABOUT THE ILLINOIS PROCUREMENT GATEWAY?	Business Enterprise Program (BEP) / Veterans Business Program (VBP)
	Small Business Administration (SBA)
	Small Business Development Center (SBDC)



Vendor Registration: View Form

[General](#) | [Public Profile](#) | [Users](#) | [Commodity Codes](#) | [Contacts & Owners](#) | [Comments](#) | [Certifications](#) | [Site Visits](#) | [Registrations](#) | [Reports](#)

George Sollitt Construction Company

System Vendor Number: **20062796**

[Return to Main Form](#)

[View Clean Form in PDF](#)

Vendor Registration

FORM NAME	C. Small Business Set-Aside Program
DESCRIPTION	Complete the Small Business Set-Aside Program form
DATE SUBMITTED	5/1/2019
STATUS	Accepted
BUSINESS NAME	George Sollitt Construction Company
POINT OF CONTACT	<u>Ashlee Dameron</u>
FLAG FORM	<u>Add Flag</u>

C. Small Business Set-Aside Program

1. WOULD YOU LIKE TO APPLY/RE-QUALIFY FOR THE SMALL BUSINESS SET-ASIDE PROGRAM? **No**

Additional Information

STAFF ATTACHED FILE(S) [Attach File](#)

[Refresh List](#) after attaching file(s).

Customer Support

Copyright © 2019 B2Gnow. All rights reserved.

[Home](#) | [Print This Page](#) | [Print To PDF](#) | [Translate](#)



Vendor Registration: View Form

General | Public Profile | Users | Commodity Codes | Contacts & Owners | Comments | Certifications | Site Visits | Registrations | Reports |

George Sollitt Construction Company

System Vendor Number: **20062796**

[Return to Main Form](#)

[View Clean Form in PDF](#)

Vendor Registration

FORM NAME	D - E. Department of Human Rights (DHR) & Authorized to do Business in Illinois
DESCRIPTION	Complete section D and E, in order to submit this form.
DATE SUBMITTED	5/1/2019
STATUS	Accepted
BUSINESS NAME	George Sollitt Construction Company
POINT OF CONTACT	<u>Ashlee Dameron</u>
FLAG FORM	<u>Add Flag</u>

D. Department of Human Rights (DHR)

- 1. HIGHEST NUMBER OF EMPLOYEES (INCLUDING FULL AND PART TIME EMPLOYEES) AT ANY TIME DURING THE PAST YEAR **50**
- 2. SELECT THE DHR STATUS OF YOUR BUSINESS **My business had 15 or more employees at any time within the past year.**
125175-00

E. Authorized to do Business in Illinois

- 1. IS YOUR BUSINESS REGISTERED AND AUTHORIZED TO DO BUSINESS IN ILLINOIS? **Yes, registered and in good standing with the Illinois Secretary of State**

Additional Information

STAFF ATTACHED FILE(S)

[Attach File](#)

[Refresh List](#) after attaching file(s).

Vendor Registration: View Form

[General](#) | [Public Profile](#) | [Users](#) | [Commodity Codes](#) | [Contacts & Owners](#) | [Comments](#) | [Certifications](#) | [Site Visits](#) | [Registrations](#) | [Reports](#) |

George Sollitt Construction CompanySystem Vendor Number: **20062796**
[Return to Main Form](#)
[View Clean Form in PDF](#)
Vendor Registration

FORM NAME	F - G. Certifications & Board of Elections
DESCRIPTION	Complete section F - G, in order to submit the form.
DATE SUBMITTED	5/1/2019
STATUS	Accepted
BUSINESS NAME	George Sollitt Construction Company
POINT OF CONTACT	<u>Ashlee Dameron</u>
FLAG FORM	<u>Add Flag</u>

F. Certifications

1. VENDOR CERTIFIES IT AND ITS EMPLOYEES WILL COMPLY WITH APPLICABLE PROVISIONS OF THE UNITED STATES. CIVIL RIGHTS ACT, SECTION 504 OF THE FEDERAL REHABILITATION ACT, THE AMERICANS WITH DISABILITIES ACT, AND APPLICABLE RULES IN PERFORMANCE OF THIS CONTRACT.

Yes

2. THIS APPLIES TO INDIVIDUALS, SOLE PROPRIETORSHIPS, GENERAL PARTNERSHIPS, AND SINGLE MEMBER LLCs, BUT IS NOT OTHERWISE APPLICABLE. VENDOR CERTIFIES HE/SHE IS NOT IN DEFAULT ON AN EDUCATIONAL LOAN. 5 ILCS 385/3

Yes

3. VENDOR CERTIFIES THAT IT HAS REVIEWED AND WILL COMPLY WITH THE DEPARTMENT OF EMPLOYMENT SECURITY LAW (20 ILCS 1005/1005-47) AS APPLICABLE

Yes

4. VENDOR CERTIFIES IT HAS NEITHER BEEN CONVICTED OF BRIBING OR ATTEMPTING TO BRIBE AN OFFICER OR EMPLOYEE OF THE STATE OF ILLINOIS OR ANY OTHER STATE, NOR MADE AN ADMISSION OF GUILT OF SUCH CONDUCT THAT IS A MATTER OF RECORD. 30 ILCS 500/50-5

Yes

5. IF VENDOR HAS BEEN CONVICTED OF A FELONY, VENDOR CERTIFIES AT LEAST FIVE YEARS HAVE PASSED SINCE THE DATE OF COMPLETION OF THE SENTENCE FOR SUCH FELONY, UNLESS NO PERSON HELD RESPONSIBLE BY A PROSECUTOR'S OFFICE FOR THE FACTS UPON WHICH THE CONVICTION WAS BASED CONTINUES TO HAVE ANY INVOLVEMENT WITH THE BUSINESS. VENDOR FURTHER CERTIFIES THAT IT IS NOT BARRED FROM BEING AWARDED A CONTRACT. 30 ILCS 500/50-10

Yes

6. IF VENDOR OR ANY OFFICER, DIRECTOR, PARTNER, OR OTHER MANAGERIAL AGENT OF VENDOR HAS BEEN CONVICTED OF A FELONY UNDER THE SARBANES-OXLEY ACT OF 2002, OR A CLASS 3 OR CLASS 2 FELONY UNDER THE ILLINOIS SECURITIES LAW OF 1953, VENDOR CERTIFIES AT LEAST FIVE YEARS HAVE PASSED SINCE THE DATE OF THE CONVICTION. VENDOR FURTHER CERTIFIES THAT IT IS NOT BARRED FROM BEING AWARDED A CONTRACT. 30 ILCS 500/50-10.5

Yes

7. VENDOR CERTIFIES THAT IT AND ITS AFFILIATES ARE NOT DELINQUENT IN THE PAYMENT OF ANY DEBT TO THE UNIVERSITY OR THE STATE (OR IF DELINQUENT, HAVE ENTERED INTO A DEFERRED PAYMENT PLAN TO PAY THE DEBT). 30 ILCS 500/50-11, 50-60

Yes

8. VENDOR CERTIFIES THAT IT AND ALL AFFILIATES SHALL COLLECT AND REMIT ILLINOIS USE TAX ON ALL SALES OF TANGIBLE PERSONAL PROPERTY INTO THE STATE OF ILLINOIS IN ACCORDANCE WITH PROVISIONS OF THE ILLINOIS USE TAX ACT. 30 ILCS 500/50-12

Yes

9. VENDOR CERTIFIES THAT IT HAS NOT BEEN FOUND BY A COURT OR THE POLLUTION CONTROL BOARD TO HAVE COMMITTED A WILLFUL OR KNOWING VIOLATION OF THE ENVIRONMENTAL PROTECTION ACT WITHIN THE LAST FIVE YEARS, AND IS THEREFORE NOT BARRED FROM BEING AWARDED A CONTRACT. 30 ILCS 500/50-14

Yes

10. VENDOR CERTIFIES IT HAS NEITHER PAID ANY MONEY OR VALUABLE THING TO INDUCE ANY PERSON TO REFRAIN FROM BIDDING ON A STATE CONTRACT, NOR ACCEPTED ANY MONEY OR OTHER VALUABLE THING, OR ACTED UPON THE PROMISE OF SAME, FOR NOT BIDDING ON A STATE CONTRACT. 30 ILCS 500/50-25

Yes

11. VENDOR CERTIFIES IT HAS READ, UNDERSTANDS AND IS NOT KNOWINGLY IN VIOLATION OF THE "REVOLVING DOOR" PROVISION OF THE ILLINOIS PROCUREMENT CODE. 30 ILCS 500/50-30

Yes

12. VENDOR CERTIFIES THAT IF IT HIRES A PERSON REQUIRED TO REGISTER UNDER THE LOBBYIST REGISTRATION ACT TO ASSIST IN OBTAINING ANY STATE CONTRACT, THAT NONE OF THE LOBBYIST'S COSTS, FEES, COMPENSATION, REIMBURSEMENTS OR OTHER REMUNERATION WILL BE BILLED TO THE STATE. 30 ILCS 500/50-38

Yes

13. VENDOR CERTIFIES THAT IT WILL NOT RETAIN A PERSON OR ENTITY TO ATTEMPT TO INFLUENCE THE OUTCOME OF A PROCUREMENT DECISION FOR COMPENSATION CONTINGENT IN WHOLE OR IN PART UPON THE DECISION OR PROCUREMENT. 30 ILCS 500/50-38

Yes

14. VENDOR CERTIFIES IT WILL REPORT TO THE ILLINOIS ATTORNEY GENERAL AND THE CHIEF PROCUREMENT OFFICER ANY SUSPECTED COLLUSION OR OTHER ANTI-COMPETITIVE PRACTICE AMONG ANY BIDDERS, OFFERORS, CONTRACTORS, PROPOSERS, OR EMPLOYEES OF THE STATE. 30 ILCS 500/50-40, 50-45, 50-50

Yes

15. VENDOR CERTIFIES THAT IF IT IS AWARDED A CONTRACT THROUGH THE USE OF THE PREFERENCE REQUIRED BY THE PROCUREMENT OF DOMESTIC PRODUCTS ACT, THEN IT SHALL PROVIDE PRODUCTS PURSUANT TO THE CONTRACT OR A SUBCONTRACT THAT ARE MANUFACTURED IN THE UNITED STATES. 30 ILCS 517

Yes

16. VENDOR CERTIFIES THAT IF AWARDED A CONTRACT FOR PUBLIC WORKS, STEEL PRODUCTS USED OR SUPPLIED IN THE PERFORMANCE OF THAT CONTRACT SHALL BE MANUFACTURED OR PRODUCED IN THE UNITED STATES, UNLESS THE EXECUTIVE HEAD OF THE PROCURING AGENCY/UNIVERSITY GRANTS AN EXCEPTION IN WRITING. 30 ILCS 565

Yes

17. IF VENDOR IS AWARDED A CONTRACT WORTH MORE THAN \$5,000 AND EMPLOYS 25 OR MORE EMPLOYEES, VENDOR CERTIFIES IT WILL PROVIDE A DRUG FREE WORKPLACE PURSUANT TO THE DRUG FREE WORKPLACE ACT. 30 ILCS 580

Yes

18. IF VENDOR IS AN INDIVIDUAL AND IS AWARDED A CONTRACT WORTH MORE THAN \$5,000, VENDOR CERTIFIES IT SHALL NOT ENGAGE IN THE UNLAWFUL MANUFACTURE, DISTRIBUTION, DISPENSATION, POSSESSION, OR USE OF A CONTROLLED SUBSTANCE DURING THE PERFORMANCE OF THE CONTRACT PURSUANT TO THE DRUG FREE WORKPLACE ACT. 30 ILCS 580

N/A

19. VENDOR CERTIFIES THAT NEITHER VENDOR NOR ANY SUBSTANTIALLY OWNED AFFILIATE IS PARTICIPATING OR SHALL

PARTICIPATE IN AN INTERNATIONAL BOYCOTT IN VIOLATION OF THE U.S. EXPORT ADMINISTRATION ACT OF 1979 OR THE APPLICABLE REGULATIONS OF THE UNITED STATES DEPARTMENT OF COMMERCE. 30 ILCS 582

Yes

20. VENDOR CERTIFIES THAT NO FOREIGN-MADE EQUIPMENT, MATERIALS, OR SUPPLIES FURNISHED TO THE AGENCY/UNIVERSITY UNDER ANY CONTRACT HAVE BEEN OR WILL BE PRODUCED IN WHOLE OR IN PART BY FORCED LABOR OR INDENTURED LABOR UNDER PENAL SANCTION. 30 ILCS 583

Yes

21. VENDOR CERTIFIES THAT NO FOREIGN-MADE EQUIPMENT, MATERIALS, OR SUPPLIES FURNISHED TO THE AGENCY/UNIVERSITY UNDER ANY CONTRACT HAVE BEEN PRODUCED IN WHOLE OR IN PART BY THE LABOR OR ANY CHILD UNDER THE AGE OF 12. 30 ILCS 584

Yes

22. VENDOR CERTIFIES THAT IF AWARDED A CONTRACT INCLUDING INFORMATION TECHNOLOGY, ELECTRONIC INFORMATION, SOFTWARE, SYSTEMS AND EQUIPMENT, DEVELOPED OR PROVIDED UNDER ANY CONTRACT, IT WILL COMPLY WITH THE APPLICABLE REQUIREMENTS OF THE ILLINOIS INFORMATION TECHNOLOGY ACCESSIBILITY ACT STANDARDS. 30 ILCS 587

Yes

23. VENDOR CERTIFIES THAT IF IT OWNS RESIDENTIAL BUILDINGS, THAT ANY VIOLATION OF THE LEAD POISONING PREVENTION ACT HAS BEEN MITIGATED. 410 ILCS 45

Yes

24. VENDOR CERTIFIES IT HAS NOT BEEN CONVICTED OF THE OFFENSE OF BID RIGGING OR BID ROTATING OR ANY SIMILAR OFFENSE OF ANY STATE OR OF THE UNITED STATES. 720 ILCS 5/33 E-3, E-4, E-11

Yes

25. VENDOR CERTIFIES IT COMPLIES WITH THE ILLINOIS DEPARTMENT OF HUMAN RIGHTS ACT AND RULES APPLICABLE TO PUBLIC CONTRACTS, WHICH INCLUDE PROVIDING EQUAL EMPLOYMENT OPPORTUNITY, REFRAINING FROM UNLAWFUL DISCRIMINATION, AND HAVING WRITTEN SEXUAL HARASSMENT POLICIES. 775 ILCS 5/2-105

Yes

26. VENDOR CERTIFIES IT DOES NOT PAY DUES TO OR REIMBURSE OR SUBSIDIZE PAYMENTS BY ITS EMPLOYEES FOR ANY DUES OR FEES TO ANY "DISCRIMINATORY CLUB." 775 ILCS 25/2

Yes

27. VENDOR WARRANTS AND CERTIFIES THAT IT AND, TO THE BEST OF ITS KNOWLEDGE, ITS SUBCONTRACTORS HAVE AND WILL COMPLY WITH EXECUTIVE ORDER NO. 1 (2007). THE ORDER GENERALLY PROHIBITS VENDORS AND SUBCONTRACTORS FROM HIRING THE THEN-SERVING GOVERNOR'S FAMILY MEMBERS TO LOBBY PROCUREMENT ACTIVITIES OF THE STATE, OR ANY OTHER GOVERNMENT IN ILLINOIS INCLUDING LOCAL GOVERNMENTS IF THAT PROCUREMENT MAY RESULT IN A CONTRACT VALUED AT OVER \$25,000. THIS PROHIBITION ALSO APPLIES TO HIRING FOR THAT SAME PURPOSE ANY FORMER STATE EMPLOYEE WHOSE PROCUREMENT AUTHORITY AT ANY TIME DURING THE ONE-YEAR PERIOD PRECEDING THE PROCUREMENT LOBBYING ACTIVITY.

Yes

28. VENDOR CERTIFIES THAT IT HAS READ, UNDERSTANDS AND IS IN COMPLIANCE WITH THE REGISTRATION REQUIREMENTS OF THE ILLINOIS ELECTIONS CODE (10 ILCS 5/9-35) AND THE RESTRICTIONS ON MAKING POLITICAL CONTRIBUTIONS AND RELATED REQUIREMENTS OF THE ILLINOIS PROCUREMENT CODE. 30 ILCS 500/20-160 AND 50-37 VENDOR WILL NOT MAKE A POLITICAL CONTRIBUTION THAT WILL VIOLATE THESE REQUIREMENTS.

Yes

29. THIS APPLIES TO INDIVIDUALS, SOLE PROPRIETORSHIPS, GENERAL PARTNERSHIPS, AND SINGLE MEMBER LLCs, BUT IS NOT OTHERWISE APPLICABLE. VENDOR CERTIFIES THAT HE/SHE HAS NOT RECEIVED AN EARLY RETIREMENT INCENTIVE PRIOR TO 1993 UNDER SECTION 14-108.3 OR 16-133.3 OF THE ILLINOIS PENSION CODE OR AN EARLY RETIREMENT INCENTIVE ON OR AFTER 2002 UNDER SECTION 14-108.3 OR 16-133.3 OF THE ILLINOIS PENSION CODE. (30 ILCS 105/15A; 40 ILCS 5/14-108.3; 40 ILCS 5/16-133

N/A

G. Board of Elections (BOE)

1. IS YOUR BUSINESS REGISTERED WITH THE BOARD OF ELECTIONS (BOE)?

Yes, I certify my business is registered with BOE.

18323

Additional Information

STAFF ATTACHED FILE(S)

[Attach File](#)

[Refresh List](#) after attaching file(s).

[Customer Support](#)

Copyright © 2019 B2Gnow. All rights reserved.

[Home](#) | [Print This Page](#) | [Print To PDF](#) | [Translate](#)



Vendor Registration: View Form

[General](#) | [Public Profile](#) | [Users](#) | [Commodity Codes](#) | [Contacts & Owners](#) | [Comments](#) | [Certifications](#) | [Site Visits](#) | [Registrations](#) | [Reports](#)

George Sollitt Construction Company

System Vendor Number: **20062796**

[Return to Main Form](#)

[View Clean Form in PDF](#)

Vendor Registration

FORM NAME	H. Iran Disclosure
DESCRIPTION	Complete section H, in order to submit this form.
DATE SUBMITTED	5/1/2019
STATUS	Accepted
BUSINESS NAME	George Sollitt Construction Company
POINT OF CONTACT	Ashlee Dameron
FLAG FORM	Add Flag

H. Iran Disclosure

1. DO YOU OR ANY OF YOUR CORPORATE PARENTS OR SUBSIDIARIES HAVE ANY BUSINESS OPERATIONS THAT MUST BE DISCLOSED?

No business operations to disclose.

Additional Information

STAFF ATTACHED FILE(S)

[Attach File](#)

[Refresh List](#) after attaching file(s).

[Customer Support](#)

Copyright © 2019 B2Gnow. All rights reserved.

[Home](#) | [Print This Page](#) | [Print To PDF](#) | [Translate](#)

Vendor Registration: View Form

General | Public Profile | Users | Commodity Codes | Contacts & Owners | Comments | Certifications | Site Visits | Registrations | Reports |

George Sollitt Construction Company

System Vendor Number: 20062796

[Return to Main Form](#)
[View Clean Form in PDF](#)

Vendor Registration

FORM NAME	I. Financial Disclosure & Conflicts of Interest
DESCRIPTION	Complete the Financial Disclosure & Conflicts of Interest form
DATE SUBMITTED	5/1/2019
STATUS	Accepted
BUSINESS NAME	George Sollitt Construction Company
POINT OF CONTACT	<u>Ashlee Dameron</u>
FLAG FORM	<u>Add Flag</u>

I. Financial Disclosures & Conflicts of Interest

A. IDENTIFY THE APPLICABLE ENTITY TYPE.

Other Privately Held Entity (i.e. LLC, partnership, privately held corporation with 100 or fewer shareholders, or other entity type not clearly identified in another option)

B. IS THERE A PARENT ENTITY THAT OWNS 100% OF THE BUSINESS?

Yes

Document

Parent Form

IPG Financial Disclosures for Parent Entity - Signed (PDF, 468.59 KB)

Status

**Attached by Ashlee Dameron
on 5/1/2019**

C. INSTRUMENT OF OWNERSHIP OR BENEFICIAL INTEREST

Corporate Stock (C-Corporation, S-Corporation, Professional Corporation, Service Corporation)

1. IS THERE ANY INDIVIDUAL OR ENTITY WHO MEETS ANY OF THE FOLLOWING THRESHOLDS: (A) OWNS MORE THAN 5% OF THE BUSINESS, (B) HOLDS OWNERSHIP SHARE OF THE BUSINESS VALUED IN EXCESS OF \$106,447.20, (C) IS ENTITLED TO MORE THAN 5% OF THE BUSINESS' DISTRIBUTIVE INCOME, OR (D) IS ENTITLED TO MORE THAN \$106,447.20 OF THE BUSINESS' DISTRIBUTIVE INCOME?

Yes, the information is not publicly available (If any individuals are listed, answer Yes or No to questions 5-8 and 11-20.)

Document

List of individuals or entities meeting one or more of the listed thresholds.

IPG Percentage of Ownership and Distributive Income Form 2019
(PDF, 417.23 KB)

Status

**Attached by Ashlee Dameron
on 5/1/2019**

2. PLEASE CERTIFY THAT THE FOLLOWING STATEMENT IS TRUE: ALL INDIVIDUALS OR ENTITIES THAT HOLD AN OWNERSHIP INTEREST IN THE BUSINESS OF GREATER THAN 5% OR VALUED GREATER THAN \$106,447.20 HAVE BEEN DISCLOSED IN QUESTION

1.

Yes

3. PLEASE CERTIFY THAT THE FOLLOWING STATEMENT IS TRUE: ALL INDIVIDUALS OR ENTITIES THAT WERE ENTITLED TO RECEIVE DISTRIBUTIVE INCOME IN AN AMOUNT GREATER THAN \$106,447.20 OR GREATER THAN 5% OF THE TOTAL DISTRIBUTIVE INCOME OF THE BUSINESS HAVE BEEN DISCLOSED IN QUESTION 1.

Yes

4. DISCLOSURE OF BOARD OF DIRECTORS FOR NOT-FOR-PROFIT ENTITIES.

Not applicable - For-Profit Entity

5. FOR THE INDIVIDUALS DISCLOSED ABOVE IN QUESTION 1 AND FOR SOLE PROPRIETORS, ARE ANY OF THEM A PERSON WHO HOLDS AN ELECTIVE OFFICE IN THE STATE OF ILLINOIS OR HOLDS A SEAT IN THE GENERAL ASSEMBLY, OR ARE THEY THE SPOUSE OR MINOR CHILD OF SUCH PERSON?

No

6. FOR THE INDIVIDUALS DISCLOSED ABOVE IN QUESTION 1 AND FOR SOLE PROPRIETORS, ARE ANY OF THEM APPOINTED TO OR EMPLOYED IN ANY OFFICES OR AGENCIES OF STATE GOVERNMENT AND RECEIVE COMPENSATION FOR SUCH EMPLOYMENT IN EXCESS OF 60% (\$106,447.20) OF THE SALARY OF THE GOVERNOR, OR ARE ANY OF THEM THE SPOUSE OR MINOR CHILD OF SUCH PERSON?

No

7. FOR THE INDIVIDUALS DISCLOSED ABOVE IN QUESTION 1 AND FOR SOLE PROPRIETORS, ARE ANY OF THEM AN OFFICER OR EMPLOYEE OF THE CAPITAL DEVELOPMENT BOARD OR THE ILLINOIS TOLL HIGHWAY AUTHORITY, OR ARE ANY OF THEM THE SPOUSE OR MINOR CHILD OF SUCH PERSON?

No

8. FOR THE INDIVIDUALS DISCLOSED ABOVE IN QUESTION 1 AND FOR SOLE PROPRIETORS, ARE ANY OF THEM APPOINTED AS A MEMBER OF A BOARD, COMMISSION, AUTHORITY, OR TASK FORCE AUTHORIZED OR CREATED BY STATE LAW OR BY EXECUTIVE ORDER OF THE GOVERNOR, OR ARE THEY THE SPOUSE OR AN IMMEDIATE FAMILY MEMBER WHO CURRENTLY RESIDES OR RESIDED WITH SUCH PERSON WITHIN THE LAST 12 MONTHS?

No

9. IF ANY QUESTION IN 5-8 ABOVE IS ANSWERED YES, PLEASE ANSWER THE FOLLOWING: DO ANY OF THE INDIVIDUALS IDENTIFIED, THEIR SPOUSE, OR MINOR CHILD RECEIVE FROM THE ENTITY MORE THAN 7.5% OF THE ENTITY'S TOTAL DISTRIBUTABLE INCOME OR AN AMOUNT OF DISTRIBUTABLE INCOME IN EXCESS OF THE SALARY OF THE GOVERNOR (\$177,412.00)?

No

10. IF ANY QUESTION IN 5-8 ABOVE IS ANSWERED YES, PLEASE ANSWER THE FOLLOWING: IS THERE A COMBINED INTEREST OF ANY INDIVIDUAL IDENTIFIED ALONG WITH THEIR SPOUSE OR MINOR CHILD OF MORE THAN 15% IN THE AGGREGATE OF THE ENTITY'S DISTRIBUTABLE INCOME OR AN AMOUNT OF DISTRIBUTABLE INCOME IN EXCESS OF TWO TIMES THE SALARY OF THE GOVERNOR (\$354,824.00)?

No

11. FOR THE INDIVIDUALS DISCLOSED ABOVE IN QUESTION 1 AND FOR SOLE PROPRIETORS, DO ANY OF THEM CURRENTLY HAVE, OR IN THE PREVIOUS 3 YEARS HAD STATE EMPLOYMENT, INCLUDING CONTRACTUAL EMPLOYMENT OF SERVICES? THIS DOES NOT INCLUDE CONTRACTS TO PROVIDE GOODS OR SERVICES TO THE STATE AS A VENDOR.

No

12. FOR THE INDIVIDUALS DISCLOSED ABOVE IN QUESTION 1 AND FOR SOLE PROPRIETORS, HAVE THEIR SPOUSE, FATHER, MOTHER, SON, OR DAUGHTER, HAD STATE EMPLOYMENT, INCLUDING CONTRACTUAL EMPLOYMENT FOR SERVICES, IN THE PREVIOUS 2 YEARS? THIS DOES NOT INCLUDE CONTRACTS TO PROVIDE GOODS OR SERVICES TO THE STATE AS A VENDOR.

No

13. FOR THE INDIVIDUALS DISCLOSED ABOVE IN QUESTION 1 AND FOR SOLE PROPRIETORS, DO ANY OF THEM CURRENTLY HOLD OR HAVE HELD IN THE PREVIOUS 3 YEARS ELECTIVE OFFICE OF THE STATE OF ILLINOIS, THE GOVERNMENT OF THE UNITED STATES, OR ANY UNIT OF LOCAL GOVERNMENT AUTHORIZED BY THE CONSTITUTION OF THE STATE OF ILLINOIS OR THE STATUTES OF THE STATE OF ILLINOIS?

No

14. FOR THE INDIVIDUALS DISCLOSED ABOVE IN QUESTION 1 AND FOR SOLE PROPRIETORS, DO ANY OF THEM HAVE A RELATIONSHIP TO ANYONE (SPOUSE, FATHER, MOTHER, SON, OR DAUGHTER) HOLDING ELECTIVE OFFICE CURRENTLY OR IN THE PREVIOUS 2 YEARS?

No

15. FOR THE INDIVIDUALS DISCLOSED ABOVE IN QUESTION 1 AND FOR SOLE PROPRIETORS, DO ANY OF THEM HOLD OR HAVE HELD IN THE PREVIOUS 3 YEARS ANY APPOINTIVE GOVERNMENT OFFICE OF THE STATE OF ILLINOIS, THE UNITED STATES OF AMERICA, OR ANY UNIT OF LOCAL GOVERNMENT AUTHORIZED BY THE CONSTITUTION OF THE STATE OF ILLINOIS OR THE STATUTES OF THE STATE OF ILLINOIS, WHICH OFFICE ENTITLES THE HOLDER TO COMPENSATION IN EXCESS OF EXPENSES INCURRED IN THE DISCHARGE OF THAT?

No

16. FOR THE INDIVIDUALS DISCLOSED ABOVE IN QUESTION 1 AND FOR SOLE PROPRIETORS, DO ANY OF THEM HAVE A RELATIONSHIP TO ANYONE (SPOUSE, FATHER, MOTHER, SON, OR DAUGHTER) HOLDING APPOINTIVE OFFICE CURRENTLY OR IN THE PREVIOUS 2 YEARS?

No

17. FOR THE INDIVIDUALS DISCLOSED ABOVE IN QUESTION 1 AND FOR SOLE PROPRIETORS, DO ANY OF THEM CURRENTLY HAVE OR IN THE PREVIOUS 3 YEARS HAD EMPLOYMENT AS OR BY ANY REGISTERED LOBBYIST OF THE STATE GOVERNMENT?

No

18. FOR THE INDIVIDUALS DISCLOSED ABOVE IN QUESTION 1 AND FOR SOLE PROPRIETORS, DO ANY OF THEM CURRENTLY HAVE OR IN THE PREVIOUS 2 YEARS HAD A RELATIONSHIP TO ANYONE (SPOUSE, FATHER, MOTHER, SON, OR DAUGHTER) THAT IS OR WAS A REGISTERED LOBBYIST?

No

19. FOR THE INDIVIDUALS DISCLOSED ABOVE IN QUESTION 1 AND FOR SOLE PROPRIETORS, DO ANY OF THEM CURRENTLY HAVE OR IN THE PREVIOUS 3 YEARS HAD COMPENSATED EMPLOYMENT BY ANY REGISTERED ELECTION OR RE-ELECTION COMMITTEE REGISTERED WITH THE SECRETARY OF STATE OR ANY COUNTY CLERK IN THE STATE OF ILLINOIS, OR ANY POLITICAL ACTION COMMITTEE REGISTERED WITH EITHER THE SECRETARY OF STATE OR THE FEDERAL BOARD OF ELECTIONS?

No

20. FOR THE INDIVIDUALS DISCLOSED ABOVE IN QUESTION 1 AND FOR SOLE PROPRIETORS, DO ANY OF THEM CURRENTLY HAVE OR IN THE PREVIOUS 2 YEARS HAD A RELATIONSHIP TO ANYONE (SPOUSE, FATHER, MOTHER, SON, OR DAUGHTER) WHO IS OR WAS A COMPENSATED EMPLOYEE OF ANY REGISTERED ELECTION OR REELECTION COMMITTEE REGISTERED WITH THE SECRETARY OF STATE OR ANY COUNTY CLERK IN THE STATE OF ILLINOIS, OR ANY POLITICAL ACTION COMMITTEE REGISTERED WITH EITHER THE SECRETARY OF STATE OR THE FEDERAL BOARD OF ELECTIONS?

No

21. HAS THERE BEEN ANY DEBARMENT FROM CONTRACTING WITH ANY GOVERNMENTAL ENTITY WITHIN THE PREVIOUS TEN YEARS? THIS APPLIES TO ALL SOLE PROPRIETORS, FOR-PROFIT ENTITIES, NOT-FOR-PROFIT ENTITIES, AND FOR THE INDIVIDUALS DISCLOSED IN QUESTION 1 ABOVE.

No

22. HAS THERE BEEN ANY PROFESSIONAL LICENSURE DISCIPLINE WITHIN THE PREVIOUS TEN YEARS? THIS APPLIES TO ALL SOLE PROPRIETORS, FOR-PROFIT ENTITIES, NOT-FOR-PROFIT ENTITIES, AND FOR THE INDIVIDUALS DISCLOSED IN QUESTION 1 ABOVE.

No

23. HAS THERE BEEN ANY BANKRUPTCY WITHIN THE PREVIOUS TEN YEARS? THIS APPLIES TO ALL SOLE PROPRIETORS, FOR-PROFIT ENTITIES, NOT-FOR-PROFIT ENTITIES, AND FOR THE INDIVIDUALS DISCLOSED IN QUESTION 1 ABOVE.

No

24. HAVE THERE BEEN ANY ADVERSE CIVIL JUDGMENTS AND/OR ADMINISTRATIVE FINDINGS WITHIN THE PREVIOUS TEN YEARS? THIS APPLIES TO ALL SOLE PROPRIETORS, FOR-PROFIT ENTITIES, NOT-FOR-PROFIT ENTITIES, AND FOR THE INDIVIDUALS DISCLOSED IN QUESTION 1 ABOVE.

No

25. HAVE THERE BEEN ANY CRIMINAL FELONY CONVICTIONS WITHIN THE PREVIOUS TEN YEARS? THIS APPLIES TO ALL SOLE

PROPRIETORS, FOR-PROFIT ENTITIES, NOT-FOR-PROFIT ENTITIES, AND FOR THE INDIVIDUALS DISCLOSED IN QUESTION 1 ABOVE.

No

Additional Information

STAFF ATTACHED FILE(S)

Attach File

Refresh List after attaching file(s).

Customer Support

Copyright © 2019 B2Gnow. All rights reserved.

[Home](#) | [Print This Page](#) | [Print To PDF](#) | [Translate](#)

**ILLINOIS PROCUREMENT GATEWAY
PERCENTAGE OF OWNERSHIP AND DISTRIBUTIVE INCOME FORM**

Vendor Name: The George Sollitt Construction Company

DBA: The George Sollitt Construction Company

INSTRUCTIONS:

1. Ownership Share – Provide the name and address of each individual or entity and their percentage of ownership if said percentage exceeds 5%, or the dollar value of their ownership if said dollar value exceeds \$106,447.20.
2. Distributive Income – Provide the name and address of each individual or entity and their percentage of the disclosing vendor's total distributive income if said percentage exceeds 5% of the total distributive income of the disclosing entity, or the dollar value of their distributive income if said dollar value exceeds \$106,447.20.
3. Additional rows may be inserted into the tables or an attachment in a substantially similar format may be provided if needed.

Name	Address	% of Ownership	\$ Value of Ownership	% of Distributive Income	\$ Value of Distributive Income
The George Sollitt Construction Company	790 N. Central Ave. Wood Dale, IL 60191	100%	\$11,865,512	Click here to enter text.	Click here to enter text.
Employee Stock Ownership Plan (ESOP)	Click here to enter text.	Click here to enter text.	Click here to enter text.	Click here to enter text.	Click here to enter text.
Click here to enter text.	Click here to enter text.	Click here to enter text.	Click here to enter text.	Click here to enter text.	Click here to enter text.
Click here to enter text.	Click here to enter text.	Click here to enter text.	Click here to enter text.	Click here to enter text.	Click here to enter text.
Click here to enter text.	Click here to enter text.	Click here to enter text.	Click here to enter text.	Click here to enter text.	Click here to enter text.

**ILLINOIS PROCUREMENT GATEWAY
FINANCIAL DISCLOSURES AND CONFLICTS OF INTEREST FORM
FOR PARENT ENTITY**

THE This Financial Disclosures and Conflicts of Interest Form must be accurately completed and submitted by the Parent Entity with 100% ownership of the Vendor applying for or holding registration within the Illinois Procurement Gateway. If Parent Entity is 100% owned by another entity ("Parent's Parent Entity"), then the Parent's Parent Entity must complete this disclosure form. This disclosure requirement continues for each successive parent until the level where the parent entity does not have 100% ownership. Parent entities with less than 100% ownership do not need to complete this form.

There are **seven** steps to this form and each must be completed as instructed. The Agency/University will consider this form when evaluating the vendor's bid, offer, or proposal or awarding the contract.

The requirement of disclosure of financial interests and conflicts of interest is a continuing obligation. If circumstances change and the disclosure is no longer accurate, then disclosing entities must provide an updated form.

Vendor Name	The George Sollitt Construction Company
Doing Business As (DBA)	The George Sollitt Construction Company
Disclosing Entity	Employee Stock Ownership Plan (ESOP)
Disclosing Entity's Parent Entity	N/A
Instrument of Ownership or Beneficial Interest	Choose an item. <input checked="" type="checkbox"/> If you selected Other, please describe: Corporate Stock

**FINANCIAL DISCLOSURES AND CONFLICTS OF INTEREST FORM
FOR PARENT ENTITY**

**STEP 1
SUPPORTING DOCUMENTATION SUBMITTAL**

You must select one of the six options below and select the documentation you are submitting. You must provide the documentation the applicable section requires with this form.

Option 1 – Publicly Traded Entities

- 1.A. Complete Step 2, Option A for each qualifying individual or entity holding any ownership or distributive income share in excess of 5% or an amount greater than 60% (\$106,447.20) of the annual salary of the Governor.

OR

- 1.B. Attach a copy of the Federal 10-K or provide a web address of an electronic copy of the Federal 10-K, and skip to Step 3.

Option 2 – Privately Held Entities with more than 200 Shareholders

- 2.A. Complete Step 2, Option A for each qualifying individual or entity holding any ownership or distributive income share in excess of 5% or an amount greater than 60% (\$106,447.20) of the annual salary of the Governor.

OR

- 2.B. Complete Step 2, Option A for each qualifying individual or entity holding any ownership share in excess of 5% and attach the information Federal 10-K reporting companies are required to report under 17 CFR 229.401.

Option 3 – All other Privately Held Entities, not including Sole Proprietorships

- 3.A. Complete Step 2, Option A for each qualifying individual or entity holding any ownership or distributive income share in excess of 5% or an amount greater than 60% (\$106,447.20) of the annual salary of the Governor.

Option 4 – Foreign Entities

- 4.A. Complete Step 2, Option A for each qualifying individual or entity holding any ownership or distributive income share in excess of 5% or an amount greater than 60% (\$106,447.20) of the annual salary of the Governor.

OR

- 4.B. Attach a copy of the Securities Exchange Commission Form 20-F or 40-F and skip to Step 3.

Option 5 – Not-for-Profit Entities

- Complete Step 2, Option B.

Option 6 – Sole Proprietorships

- Skip to Step 3.

**FINANCIAL DISCLOSURES AND CONFLICTS OF INTEREST FORM
FOR PARENT ENTITY**

**STEP 2
DISCLOSURE OF FINANCIAL INTEREST OR BOARD OF DIRECTORS**

Complete either Option A (for all entities other than not-for-profits) or Option B (for not-for-profits). Additional rows may be inserted into the tables or an attachment may be provided if needed.

OPTION A – Ownership Share and Distributive Income

Ownership Share – If you selected Option 1.A., 2.A., 2.B., 3.A., or 4.A. in Step 1, provide the name and address of each individual or entity and their percentage of ownership if said percentage exceeds 5%, or the dollar value of their ownership if said dollar value exceeds \$106,447.20.

Check here if including an attachment with requested information in a format substantially similar to the format below.

TABLE – X

Name	Address	Percentage of Ownership	\$ Value of Ownership


Distributive Income – If you selected Option 1.A., 2.A., 3.A., or 4.A. in Step 1, provide the name and address of each individual or entity and their percentage of the disclosing vendor’s total distributive income if said percentage exceeds 5% of the total distributive income of the disclosing entity, or the dollar value of their distributive income if said dollar value exceeds \$106,447.20.

Check here if including an attachment with requested information in a format substantially similar to the format below.

TABLE – Y

Name	Address	% of Distributive Income	\$ Value of Distributive Income
Click here to enter text.	Click here to enter text.	Click here to enter text.	Click here to enter text.
Click here to enter text.	Click here to enter text.	Click here to enter text.	Click here to enter text.
Click here to enter text.	Click here to enter text.	Click here to enter text.	Click here to enter text.
Click here to enter text.	Click here to enter text.	Click here to enter text.	Click here to enter text.
Click here to enter text.	Click here to enter text.	Click here to enter text.	Click here to enter text.

TABLE - X

Name	Address	Percentage of Ownership	S Value of Ownership
James Zielinski		13.0%	
Jamie Rahn		12.8%	
Thomas Baker		10.2%	
Michael Thomassen		10.0%	
Henry Ryan		7.2%	
Daryl Poortinga		5.1%	

**FINANCIAL DISCLOSURES AND CONFLICTS OF INTEREST FORM
FOR PARENT ENTITY**

Please certify that the following statements are true.

I have disclosed all individuals or entities that hold an ownership interest of greater than 5% or greater than \$106,447.20.

Yes No

I have disclosed all individuals or entities that were entitled to receive distributive income in an amount greater than \$106,447.20 or greater than 5% of the total distributive income of the disclosing entity.

Yes No

OPTION B – Disclosure of Board of Directors (Not-for-Profits)

If you selected Option 5 in Step 1, list members of your board of directors. Please include an attachment if necessary.

TABLE – Z	
Name	Address
Click here to enter text.	Click here to enter text.
Click here to enter text.	Click here to enter text.
Click here to enter text.	Click here to enter text.
Click here to enter text.	Click here to enter text.
Click here to enter text.	Click here to enter text.
Click here to enter text.	Click here to enter text.

**STEP 3
PROHIBITED CONFLICTS OF INTEREST**

Step 3 must be completed for each person disclosed in Step 2, Option A and for sole proprietors identified in Step 1, Option 6 above. Please provide the name of the person for which responses are provided: **The following responses apply to all individuals and the disclosing entity in step 2.**

1. Do you hold or are you the spouse or minor child who holds an elective office in the State of Illinois or hold a seat in the General Assembly? Yes No
2. Have you, your spouse, or minor child been appointed to or employed in any offices or agencies of State government and receive compensation for such employment in excess of 60% (\$106,447.20) of the salary of the Governor? Yes No
3. Are you or are you the spouse or minor child of an officer or employee of the Capital Development Board or the Illinois Toll Highway Authority? Yes No

**FINANCIAL DISCLOSURES AND CONFLICTS OF INTEREST FORM
FOR PARENT ENTITY**

4. Have you, your spouse, or an immediate family member who lives in your residence currently or who lived in your residence within the last 12 months been appointed as a member of a board, commission, authority, or task force authorized or created by State law or by executive order of the Governor? Yes No
5. If you answered yes to any question in 1-4 above, please answer the following: Do you, your spouse, or minor child receive from the vendor more than 7.5% of the vendor's total distributable income or an amount of distributable income in excess of the salary of the Governor (\$177,412.00)? Yes No
6. If you answered yes to any question in 1-4 above, please answer the following: Is there a combined interest of self with spouse or minor child more than 15% (\$354,824.00) in the aggregate of the vendor's distributable income or an amount of distributable income in excess of two times the salary of the Governor? Yes No

**STEP 4
POTENTIAL CONFLICTS OF INTEREST RELATING TO PERSONAL RELATIONSHIPS**

Step 4 must be completed for each person disclosed in Step 2, Option A and for sole proprietors identified in Step 1, Option 6 above.

Please provide the name of the person for which responses are provided: **The following responses apply to all individuals and the disclosing entity in step 2.**

1. Do you currently have, or in the previous 3 years have you had State employment, including contractual employment of services? Yes No
2. Has your spouse, father, mother, son, or daughter, had State employment, including contractual employment for services, in the previous 2 years? Yes No
3. Do you hold currently or have you held in the previous 3 years elective office of the State of Illinois, the government of the United States, or any unit of local government authorized by the Constitution of the State of Illinois or the statutes of the State of Illinois? Yes No
4. Do you have a relationship to anyone (spouse, father, mother, son, or daughter) holding elective office currently or in the previous 2 years? Yes No
5. Do you hold or have you held in the previous 3 years any appointive government office of the State of Illinois, the United States of America, or any unit of local government authorized by the Constitution of the State of Illinois or the statutes of the State of Illinois, which office entitles the holder to compensation in excess of expenses incurred in the discharge of that office? Yes No
6. Do you have a relationship to anyone (spouse, father, mother, son, or daughter) holding appointive office currently or in the previous 2 years? Yes No
7. Do you currently have or in the previous 3 years had employment as or by any registered lobbyist of the State government? Yes No

**FINANCIAL DISCLOSURES AND CONFLICTS OF INTEREST FORM
FOR PARENT ENTITY**

8. Do you currently have or in the previous 2 years had a relationship to anyone (spouse, father, mother, son, or daughter) that is or was a registered lobbyist? Yes No
9. Do you currently have or in the previous 3 years had compensated employment by any registered election or re-election committee registered with the Secretary of State or any county clerk in the State of Illinois, or any political action committee registered with either the Secretary of State or the Federal Board of Elections? Yes No
10. Do you currently have or in the previous 2 years had a relationship to anyone (spouse, father, mother, son, or daughter) who is or was a compensated employee of any registered election or reelection committee registered with the Secretary of State or any county clerk in the State of Illinois, or any political action committee registered with either the Secretary of State or the Federal Board of Elections? Yes No

**STEP 5
EXPLANATION OF AFFIRMATIVE RESPONSES**

If you answered "Yes" in Step 3 or Step 4, please provide on an additional page a detailed explanation that includes, but is not limited to the name, salary, State agency or university, and position title of each individual.

Click here to enter text.

**STEP 6
POTENTIAL CONFLICTS OF INTEREST
RELATING TO DEBARMENT & LEGAL PROCEEDINGS**

This step must be completed for each person disclosed in Step 2, Option A, Step 3, and for each entity and sole proprietor disclosed in Step 1.


Please provide the name of the person or entity for which responses are provided: **The following responses apply to all individuals and the disclosing entity in step 2.**

1. Within the previous ten years, have you had debarment from contracting with any governmental entity? Yes No
2. Within the previous ten years, have you had any professional licensure discipline? Yes No
3. Within the previous ten years, have you had any bankruptcies? Yes No

**FINANCIAL DISCLOSURES AND CONFLICTS OF INTEREST FORM
FOR PARENT ENTITY**

4. Within the previous ten years, have you had any adverse civil judgments and administrative findings? Yes No
5. Within the previous ten years, have you had any criminal felony convictions? Yes No


If you answered "Yes", please provide a detailed explanation that includes, but is not limited to the name, State agency or university, and position title of each individual. [Click here to enter text.](#)



This disclosure is signed, and made under penalty of perjury for all for-profit entities, by an authorized officer or employee on behalf of the bidder or offeror pursuant to Sections 50-13 and 50-35 of the Illinois Procurement Code. This disclosure information is submitted on behalf of:

Name of Disclosing Entity: Employee Stock Ownership Plan (ESOP)

Signature:



Date: April 26, 2019

Printed Name: James Zielinski

Title: President

Phone Number: 630-860-7333

Email Address: jzielinski@sollitt.com



BUY

Department Access

Inquiry

Home | My Profile | My Bids | My Alerts | My Account | My Settings | My Documents | My Notifications | My Recent Activity | My Recent Documents | My Recent Alerts | My Recent Notifications | My Recent Activity | My Recent Documents | My Recent Alerts | My Recent Notifications

Home | My Profile | My Bids | My Alerts | My Account | My Settings | My Documents | My Notifications | My Recent Activity | My Recent Documents | My Recent Alerts | My Recent Notifications

Open Market Bid 19-557THA-ENGCO-B-10800

Status: 2BA - Approved

General Items Address Accounting Routing Attachments(10) Notes Bidders Questions Amendments(4) Q & A Reminders(6) Summary

Due Date* (MM/DD/YYYY)	Comment* (max 250 characters)	Remind Whom*	Days Prior to Remind*	Date Completed (MM/DD/YYYY)	Send Email	Date Entered	Entered By
			0				
11/13/2019	Please review and approve Amendment #1 for RR-19-4489	Eleanor Curcuro	0	11/13/2019	✓	11/13/2019 11:10:21 AM	Shanel Bailey
11/18/2019	Please review and approve Amendment #2 for RR-19-4489	Eleanor Curcuro	0	11/18/2019	✓	11/18/2019 09:36:10 AM	Shanel Bailey
11/27/2019	Please review and approve Amendment #3 for RR-19-4489	Eleanor Curcuro	0	11/27/2019	✓	11/27/2019 08:07:17 AM	Shanel Bailey
02/13/2020	Notice of Award and Bid Tabs	Eleanor Curcuro	0	02/13/2020	✓	02/13/2020 11:18:47 AM	Shanel Bailey
03/06/2020	Waiver Granted	Shanel Bailey	0		✓	03/06/2020 08:09:13 AM	Waiver/Other PPB
03/13/2020	Waiver Request	Waiver/Other PPB	14	03/06/2020	✓	02/25/2020 09:27:11 AM	Shanel Bailey

Please save your changes before sorting table. Otherwise, your changes will be lost

Save & Continue

Reset

Copyright © 2020 Periscope Holdings, Inc. All Rights Reserved



Illinois Department of Transportation

Certificate of Eligibility

The George Sollitt Construction Co.
790 North Central Ave. Wood Dale, IL 60191

Contractor No. 696A

WHO HAS FILED WITH THE DEPARTMENT AN APPLICATION FOR PREQUALIFICATION STATEMENT OF EXPERIENCE, EQUIPMENT AND FINANCIAL CONDITION IS HEREBY QUALIFIED TO BID AT ANY OF DEPARTMENT OF TRANSPORTATION LETTINGS IN THE CLASSES OF WORK AND WITHIN THE AMOUNT AND OTHER LIMITATIONS OF EACH CLASSIFICATION, AS LISTED BELOW, FOR SUCH PERIOD AS THE UNCOMPLETED WORK FROM ALL SOURCES DOES NOT EXCEED

\$44,934,000.00

017	CONCRETE CONSTRUCTION	\$250,000
931	DEMOLITION	\$425,000

THIS CERTIFICATE OF ELIGIBILITY IS VALID FROM 7/31/2019 TO 4/30/2020 INCLUSIVE, AND SUPERSEDES ANY CLERKIFICATE PREVIOUSLY ISSUED, BUT IS SUBJECT TO REVISION OR REVOCATION, IF AND WHEN CHANGES IN THE FINANCIAL CONDITION OF THE CONTRACTING FIRM OR OTHER FACTS JUSTIFY SUCH REVISIONS OR REVOCATION. ISSUED AT SPRINGFIELD, ILLINOIS ON 7/31/2019.

Engineer of Construction



PART III: CONTRACT REQUIREMENTS

Contract Bond Agreement

Performance Bond

Payment Bond

Insurance

AGREEMENT

CONTRACT NO: RR-19-4489

THIS AGREEMENT, authorized by the Board of Directors to be entered into in duplicate this day of **16th, January 2020** by and between THE ILLINOIS STATE TOLL HIGHWAY AUTHORITY (hereinafter referred to as the "AUTHORITY"), and **The George Sollitt Construction Co.**

- * a corporation organized and existing under the laws of the State of **Illinois** and authorized to do business in Illinois. (Attach Secretary of State certification)
- * a partnership consisting of
- * an individual doing business as
- * a joint venture consisting of no more than three (3) members.

with principal office in the City of **Wood Dale**, in the State of **Illinois** (hereinafter referred to as the "CONTRACTOR").

WITNESSETH:

In consideration of the premises and of the mutual covenants herein contained, the parties hereto mutually covenant and agree as follows:

DESCRIPTION AND SCOPE OF WORK

The CONTRACTOR shall perform all of the services and furnish all of the transportation, labor, materials, equipment and any other incidentals necessary or required to construct and complete the project described in this contract, also called The Work.

CONTRACT

The following documents, taken as a whole, constitute the Contract:

1. This executed Agreement and any supplement thereto.
2. The Contract Bonds.
3. The Addenda.
4. The Special Provisions.
5. The Plans.
6. The Tollway Supplemental Specifications.
7. The IDOT Supplemental Specifications and Recurring Special Provisions.
8. The IDOT Standard Specifications for Road and Bridge Construction.
9. The Bid.
10. The Instructions and Information to Bidders.
11. The Advertisement for Sealed Bids.

The terms and provisions of each and every one of the above documents are a part of this contract. In the event that any provision in any of the foregoing documents conflicts with any provisions in any other of the contract documents, the provisions in the contract document first above enumerated shall govern over the provisions of any other contract document which follows it.

AGREEMENT

CONTRACT NO: RR-19-4489

(USE INK ONLY)

THIS AGREEMENT, authorized by the Board of Directors to be entered into in duplicate this _____ day of _____, _____, 2019 by and between THE ILLINOIS STATE TOLL HIGHWAY AUTHORITY (hereinafter referred to as the "AUTHORITY"), and _____

- * a corporation organized and existing under the laws of the State of _____ and authorized to do business in Illinois. (Attach Secretary of State certification)
- * a partnership consisting of
- * an individual doing business as
- * a joint venture consisting of no more than three (3) members.

with principal office in the City of _____, in the State of _____ (* DELETE ALL LINES THAT DO NOT APPLY) (hereinafter referred to as the "CONTRACTOR").

WITNESSETH,

In consideration of the premises and of the mutual covenants herein contained, the parties hereto mutually covenant and agree as follows:

DESCRIPTION AND SCOPE OF WORK

The CONTRACTOR shall perform all of the services and furnish all of the transportation, labor, materials, equipment and any other incidentals necessary or required to construct and complete the project described in this contract, also called The Work.

CONTRACT

The following documents, taken as a whole, constitute the Contract:

1. This executed Agreement and any supplement thereto.
2. The Contract Bonds.
3. The Addenda.
4. The Special Provisions.
5. The Plans.
6. The Tollway Supplemental Specifications.
7. The IDOT Supplemental Specifications and Recurring Special Provisions
8. The IDOT Standard Specifications for Road and Bridge Construction.
9. The Bid.
10. The Instructions and Information to Bidders.
11. The Advertisement for Sealed Bids.

The terms and provisions of each and every one of the above documents are a part of this contract. In the event that any provision in any of the foregoing documents conflicts with any provisions in any other of the contract documents, the provisions in the contract document first above enumerated shall govern over the provisions of any other contract document which follows it.

CONTRACT NO: RR-19-4489

CONTRACT BOND AGREEMENT

The CONTRACTOR shall simultaneously herewith furnish and deliver to the Authority a Performance Bond, agreeing to perform the work in accordance with all of the provisions of the contract, as in said Performance Bond provided, and a Payment Bond, agreeing to pay not less than prevailing wages for the work to be performed in accordance with the contract and the laws of the State of Illinois and agreeing to pay all sums of money due for any labor, materials, apparatus, fixtures or machinery and transportation with respect thereto, as in said Payment Bond provided, each dated the same date as this Agreement, in the forms prescribed by the AUTHORITY, and each in an amount equal to the contract price with a corporate surety or sureties acceptable to the AUTHORITY authorized to do business in the State of Illinois.

The CONTRACTOR agrees that said Bonds shall be maintained in full force and effect until final acceptance of the work by the AUTHORITY and thereafter, as provided in Article 103.05 of the Tollway Supplemental Specifications. The CONTRACTOR agrees and will cause the surety to agree to be bound by each and every provision of all of the contract documents.

If any surety upon any bond furnished in connection with this contract becomes unacceptable to the AUTHORITY, or if any such surety fails to furnish reports as to its financial condition from time to time as requested by the AUTHORITY, the CONTRACTOR shall promptly furnish such additional security as may be required from time to time to protect the interests of the AUTHORITY and all persons supplying labor or materials in the prosecution of the work contemplated by this contract.

In the event the surety shall make any assignment for the benefit of creditors or commit any act of bankruptcy, or if it shall be declared bankrupt, or if it shall file a voluntary petition in bankruptcy, or shall in the opinion of the AUTHORITY be insolvent, the CONTRACTOR agrees forthwith upon request of the AUTHORITY to furnish and maintain other corporate surety with respect to said Bonds satisfactory to the AUTHORITY.

DEFINITIONS

As used in this Agreement, the terms set forth shall have the meanings attributed to them in the Tollway Supplemental Specifications for THE ILLINOIS STATE TOLL HIGHWAY AUTHORITY issued by the AUTHORITY.

TIME OF PERFORMANCE

The duration of this contract shall commence with the Executive Director's signature and shall continue until October 1, 2021, in accordance with the contract book schedule.

CONTRACT END DATE

The contract End Date is two (2) years from the Completion Date. Based on the Completion Date stated in the contract at the time of award the End Date October 1, 2023.

This contract maybe renewed for two (2) additional one (1) year terms or one (1) additional two (2) year term, the length of any renewal is to be determined and agreed upon by the Parties.

CONTRACT NO: RR-19-4489

LIABILITY OF JOINT VENTURE

In the event the successful Bidder (CONTRACTOR) of this Contract is a joint venture, then each individual, partnership, or corporation comprising such joint venture, shall be individually, personally, severally and jointly liable and responsible, financially, legally, and in all other respects, for the full and proper performance of each and every provision and requirement of this Contract, notwithstanding any arrangement, understanding or agreement to the contrary, if any, whether disclosed to the Authority or not, entered into by and between the individual, partnership, joint venture, or corporation comprising such joint venture.

PERFORMANCE OF THE WORK

The CONTRACTOR shall perform all work under the direct supervision, and to the satisfaction of the Construction Manager . The Construction Manager shall decide all questions which arise as to the quality and acceptability of work performed, manner of performance, rate of progress of the work and interpretation of the specifications, and the Construction Manager's decision shall be final.

Any dispute between the Construction Manager and the CONTRACTOR with respect to any matter shall be decided by the Chief Engineering Officer of The Authority and his decision shall be final.

In the event that the quantity of any item of work as given in the Bid shall be greater or less than estimated, payment shall be made by the AUTHORITY on the basis of the actual quantity completed at the unit price for such item named in the Bid, subject to the provisions of the Article 104.02 of the Tollway Supplemental Specifications.

Notwithstanding anything contained in this contract, all payments to be made pursuant to this contract shall be subject to approval by the Chief Engineering Officer.

CONSIDERATION

The Authority shall pay the Contractor for the performance of the work, subject to any additions or deductions therein as provided for in the Specifications, in current funds, at the prices for the respective items of work shown in the Bid. Payments are to be made to the Contractor in accordance with and subject to the provisions of the contract documents.

ASSIGNMENT

This contract may not be assigned, transferred in whole or in part by the Vendor without prior written consent of the Illinois Tollway.

CONTRACT NO: RR-19-4489

COVENANT AGAINST CONTINGENT FEES

The CONTRACTOR warrants that no person or selling agency has been employed or retained to solicit or secure this contract upon an agreement or understanding for a commission, percentage, brokerage or contingent fee, excepting bona fide employees or bona fide established commercial or selling agencies maintained by the CONTRACTOR for the purpose of securing business. For breach or violation of this warranty, the AUTHORITY shall have the right to annul this contract without liability or in its discretion to deduct from the contract price or consideration the full amount of such commission, percentage, brokerage or contingent fee.

TERMINATION / CANCELLATION FOR NON-APPROPRIATION OF FUNDS

This contract is subject to termination and cancellation in any year for which the General Assembly fails to make an appropriation (if such an appropriation is required) to make payments under the terms of the contract. Currently, the Authority is not required to obtain a yearly appropriation of its funds. However, the Authority cannot and does not make any representations or warranties concerning future appropriation requirements.

COMPTROLLER REQUIREMENTS FOR CONTRACTS

Contractor and any and all subcontractors under this contract agrees to maintain books and records related to the performance of the contract and necessary to support amounts charged to the State under the contract for a minimum of five (5) years from the last action on the contract. Contractor further agrees to cooperate fully with any audit and to make the books and records available to the Auditor General, Chief Procurement Officer, Internal Auditor, Inspector General, and the Purchasing Agency.

The State requires a fee of \$15 to cover expenses related to the administration of the Minority Contractor Opportunity Initiative. Any Contractor awarded a contract under Section 20-10, 20-15, 20-25 or 20-30 of the Illinois Procurement Code (30 ILCS 500) of \$1,000 or more is required to pay a fee of \$15. The Comptroller shall deduct the fee from the first check issued to the Vendor under the contract and deposit the fee in the Comptroller's Administrative Fund.

FREEDOM OF INFORMATION ACT

This contract and all related public records maintained by, provided to or required to be provided to the State are subject to the Illinois Freedom of Information Act (FOIA) (50 ILCS 140) notwithstanding any provision to the contrary that may be found in this contract.

GOVERNING LAW; EXCLUSIVE JURISDICTION

This Agreement, and all the rights and duties of the parties arising from or relating in any way to the subject matter of this Agreement or the transaction(s) contemplated by it, shall be governed by, construed and enforced only in accordance with the laws of the United States and the State of Illinois (excluding any conflict of laws provisions that would refer to and apply the substantive laws of another jurisdiction). Any suit or proceeding relating to this Agreement, including arbitration proceedings, shall be brought only in DuPage County, Illinois. **THE CONTRACTOR CONSENTS TO THE EXCLUSIVE JURISDICTION AND VENUE OF THE COURTS LOCATED IN DUPAGE COUNTY, STATE OF ILLINOIS.**

CONTRACT NO: RR-19-4489
NOTICE

Notices or documents to be given or delivered shall be deemed given or delivered if delivered personally or by registered or certified mail to **The George Sollitt Construction Company** at:

790 N. Central Avenue

Wood Dale, Illinois 60191

or to the AUTHORITY at 2700 Ogden Avenue, Downers Grove, Illinois, 60515. Either party may change the place to which notices hereunder may be addressed, by written notice to the other party from time to time or at any time.

Addendum, if any, referred to on Page P-1 hereof, and attached hereto, is a part of this Agreement as if fully set forth hereon.

IN WITNESS WHEREOF, the parties hereto have caused this Agreement to be executed on the day and year first above written.

Agreed By:

[Redacted Signature] January 20, 2020
President Date
James Zielinski
Printed Name as Signed Above

ATTEST:

[Redacted Signature] (Seal)
Secretary
Thomas Baker
Printed Name as Signed Above

THE ILLINOIS STATE TOLL HIGHWAY AUTHORITY

APPROVED:

[Redacted Signature] 3/24/2020
Willard S. Evans, Jr., Chairman/CEO Date

APPROVED:

[Redacted Signature] 03.24.2020
Jose Alvarez, Executive Director Date

APPROVED:

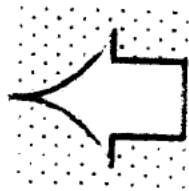
[Redacted Signature] 3/12/2020
Michael Cotsch, Chief Financial Officer Date
Cathy Williams

APPROVED:

[Redacted Signature] 3/10/2020
Kathleen Pasulka-Brown, General Counsel Date

Approved as to Form and Constitutionality

[Redacted Signature] 3-10-2020
Attorney General, State of Illinois Date



CORPORATION SIGNATURE FORM

At a meeting on December 12, 2018, the Board of Directors
of The George Sollitt Construction Company adopted the following Resolution:
(Name of Corporation)

“BE IT RESOLVED that James Zielinski
(Name of Individual)

is hereby authorized, directed and empowered, on behalf of

The George Sollitt Construction Company
(Name of Corporation)

to execute the contract and any and all contract modifications or
documentation in connection with The Illinois State Toll Highway
Authority’s Contract No. RR-19-4489.”

I, Thomas Baker, Secretary of the aforesaid corporation,
do hereby certify that the foregoing is a true and correct copy of a Resolution
adopted as above set forth.

(Corporate Seal)

January 20, 2020
Date


Secretary



Department of the Treasury
Internal Revenue Service
Ogden, UT 84201

In reply refer to: 0441711266
Jan 17, 2020 LTR 147C
36-1795790

GEORGE SOLLITT CONSTRUCTION CO
790 N CENTRAL AVE
WOOD DALE IL 60191-1263 902

Taxpayer Identification Number: [REDACTED]

Form(s):

Dear Taxpayer:

Thank you for your telephone inquiry of January 17th, 2020.

Your Employer Identification Number (EIN) is [REDACTED]. Please keep this letter in your permanent records. Enter your name and your EIN on all business federal tax forms and on related correspondence.

If you have any questions regarding this letter, please call our Customer Service Department at 1-800-829-0115 between the hours of 7:00 AM and 10:00 PM. If you prefer, you may write to us at the address shown at the top of the first page of this letter. When you write, please include a telephone number where you may be reached and the best time to call.

Sincerely,

Ms. Jones
1003680788
Customer Service Representative

THE ILLINOIS STATE TOLL HIGHWAY AUTHORITY

CONTRACT NO. RR-19-4489

PERFORMANCE BOND

Bond No. 107090586

KNOW ALL PERSONS BY THESE PRESENTS, That we, The George Sollitt Construction Company,

(Name of Principal)

- a corporation organized and existing under the laws of the State of IL and authorized to do business in the State of Illinois,
- a limited liability company admitted to transact business in the State of Illinois and in good standing with the State of Illinois,
- a partnership consisting of _____,
- an individual doing business as _____,
- a joint venture consisting of _____,

("X" ONE AND COMPLETE REMAINING INFORMATION)

as Principal, and Travelers Casualty and Surety Company of America

(Name of Surety)

a corporation organized and existing under the laws of the State of CT with authority to do business in the State of Illinois, as Surety, are held and firmly bound unto The Illinois State Toll Highway Authority in the penal sum of Twenty-six million three hundred forty-four thousand eight hundred and eighteen dollars (\$26,344,818.00), lawful money of the United States, well and truly to be paid unto said The Illinois State Toll Highway Authority, for the payment to which we bind ourselves, our heirs, executors, administrators, successors and assigns, jointly and severally, firmly by these presents.

THE CONDITION OF THE FOREGOING OBLIGATION IS SUCH that whereas, Principal has entered into a written contract with The Illinois State Toll Highway Authority for the work designated as

Contract No. RR-19-4489 – M – 16 (Bensenville) Maintenance Facility – IL Route 390 Tollway at MP 16.6 (830 Thomas Drive)

(Insert Contract Number and Description)

which contract is by reference made a part hereof and is hereinafter referred to as "the Contract".

NOW, THEREFORE, if Principal promptly and faithfully performs said work in accordance with the provisions of the Contract and any authorized changes in the Contract that are subsequently made during the original term of the Contract and any extensions thereof that may be granted by the Authority, with or without notice to the Surety, and complies with all the provisions, conditions and requirements of the Contract and any authorized changes in the Contract that are subsequently made, with or without notice to the Surety, then this obligation for Surety's performance of the Contract shall be void; otherwise it shall remain in full force and effect.

Surety hereby waives notice of any changes in the Contract, including extensions of time for the performance thereof.

IN WITNESS WHEREOF, we have duly executed the foregoing obligation and affixed our seals this 16th day of January, 2020.

Surety Travelers Casualty and Surety Company of America

Address One Tower Square

Hartford, CT 06183

By 
(Seal) Stéphanie C. Anderson Attorney in Fact


Agent for
Surety Arthur J. Gallagher


Address 300 S. Riverside Plz. Ste 1500
Chicago, IL 60606

Principal The George Sollitt Construction Company

Address 790 North Central Avenue

Wood Dale, IL 60190

By 
(Signature) (Seal)
James Zielinski, President
(Name & Title)

Attest 
Corporate Secretary
Thomas Baker

(Attach Surety's Power of Attorney)

**(Attach Notary Certificate
authenticating Signature of Attorney-In-Fact)**

**(Attach Notary Certificate
authenticating Signature of Representative of Principal
if not attested by Corporate Secretary)**


ACKNOWLEDGMENT BY SURETY

STATE OF Illinois }
County of Cook } ss.

On this 16th day of January, 2020, before me personally
appeared Stephanie C. Anderson, known to me to be the Attorney-in-Fact of
Travelers Casualty and Surety Company of America, the corporation
that executed the within instrument, and acknowledged to me that such corporation executed the same.

IN WITNESS WHEREOF, I have hereunto set my hand and affixed my official seal, at my office in the aforesaid County, the day and
year in this certificate first above written.

Notary Public in the State of Illinois
County of Cook





**Travelers Casualty and Surety Company of America
Travelers Casualty and Surety Company
St. Paul Fire and Marine Insurance Company**

POWER OF ATTORNEY

KNOW ALL MEN BY THESE PRESENTS: That Travelers Casualty and Surety Company of America, Travelers Casualty and Surety Company, and St. Paul Fire and Marine Insurance Company are corporations duly organized under the laws of the State of Connecticut (herein collectively called the "Companies"), and that the Companies do hereby make, constitute and appoint **Stephanie C. Anderson** of **ROLLING MEADOWS** Illinois, their true and lawful Attorney-in-Fact to sign, execute, seal and acknowledge any and all bonds, recognizances, conditional undertakings and other writings obligatory in the nature thereof on behalf of the Companies in their business of guaranteeing the fidelity of persons, guaranteeing the performance of contracts and executing or guaranteeing bonds and undertakings required or permitted in any actions or proceedings allowed by law.

IN WITNESS WHEREOF, the Companies have caused this instrument to be signed, and their corporate seals to be hereto affixed, this 3rd day of February, 2017.



State of Connecticut

City of Hartford ss.

By: 
Robert L. Raney, Senior Vice President

On this the 3rd day of February, 2017, before me personally appeared Robert L. Raney, who acknowledged himself to be the Senior Vice President of Travelers Casualty and Surety Company of America, Travelers Casualty and Surety Company, and St. Paul Fire and Marine Insurance Company, and that he, as such, being authorized so to do, executed the foregoing instrument for the purposes therein contained by signing on behalf of the corporations by himself as a duly authorized officer.

In Witness Whereof, I hereunto set my hand and official seal.

My Commission expires the 30th day of June, 2021




Marie C. Tetreault, Notary Public

This Power of Attorney is granted under and by the authority of the following resolutions adopted by the Boards of Directors of Travelers Casualty and Surety Company of America, Travelers Casualty and Surety Company, and St. Paul Fire and Marine Insurance Company, which resolutions are now in full force and effect, reading as follows:

RESOLVED, that the Chairman, the President, any Vice Chairman, any Executive Vice President, any Senior Vice President, any Vice President, any Second Vice President, the Treasurer, any Assistant Treasurer, the Corporate Secretary or any Assistant Secretary may appoint Attorneys-in-Fact and Agents to act for and on behalf of the Company and may give such appointee such authority as his or her certificate of authority may prescribe to sign with the Company's name and seal with the Company's seal bonds, recognizances, contracts of indemnity, and other writings obligatory in the nature of a bond, recognizance, or conditional undertaking, and any of said officers or the Board of Directors at any time may remove any such appointee and revoke the power given him or her, and it is

FURTHER RESOLVED, that the Chairman, the President, any Vice Chairman, any Executive Vice President, any Senior Vice President or any Vice President may delegate all or any part of the foregoing authority to one or more officers or employees of this Company, provided that each such delegation is in writing and a copy thereof is filed in the office of the Secretary; and it is

FURTHER RESOLVED, that any bond, recognizance, contract of indemnity, or writing obligatory in the nature of a bond, recognizance, or conditional undertaking shall be valid and binding upon the Company when (a) signed by the President, any Vice Chairman, any Executive Vice President, any Senior Vice President or any Vice President, any Second Vice President, the Treasurer, any Assistant Treasurer, the Corporate Secretary or any Assistant Secretary and duly attested and sealed with the Company's seal by a Secretary or Assistant Secretary; or (b) duly executed (under seal, if required) by one or more Attorneys-in-Fact and Agents pursuant to the power prescribed in his or her certificate or their certificates of authority or by one or more Company officers pursuant to a written delegation of authority; and it is

FURTHER RESOLVED, that the signature of each of the following officers: President, any Executive Vice President, any Senior Vice President, any Vice President, any Assistant Vice President, any Secretary, any Assistant Secretary, and the seal of the Company may be affixed by facsimile to any Power of Attorney or to any certificate relating thereto appointing Resident Vice Presidents, Resident Assistant Secretaries or Attorneys-in-Fact for purposes only of executing and attesting bonds and undertakings and other writings obligatory in the nature thereof, and any such Power of Attorney or certificate bearing such facsimile signature or facsimile seal shall be valid and binding upon the Company and any such power so executed and certified by such facsimile signature and facsimile seal shall be valid and binding on the Company in the future with respect to any bond or understanding to which it is attached.

I, Kevin E. Hughes, the undersigned, Assistant Secretary of Travelers Casualty and Surety Company of America, Travelers Casualty and Surety Company, and St. Paul Fire and Marine Insurance Company, do hereby certify that the above and foregoing is a true and correct copy of the Power of Attorney executed by said Companies, which remains in full force and effect.

Dated this 16th day of January, 2020




Kevin E. Hughes, Assistant Secretary

**To verify the authenticity of this Power of Attorney, please call us at 1-800-421-3880.
Please refer to the above-named Attorney-in-Fact and the details of the bond to which the power is attached.**

THE ILLINOIS STATE TOLL HIGHWAY AUTHORITY

CONTRACT NO. RR-19-4489

PAYMENT BOND

Bond No. 107090586

KNOW ALL PERSONS BY THESE PRESENTS, That we, The George Sollitt Construction Company, (Name of Principal)

- x a corporation organized and existing under the laws of the State of IL and authorized to do business in the State of Illinois,
a limited liability company admitted to transact business in the State of Illinois and in good standing with the State of Illinois,
a partnership consisting of
an individual doing business as
a joint venture consisting of

(“X” ONE AND COMPLETE REMAINING INFORMATION)

as Principal, and Travelers Casualty and Surety Company of America (Name of Surety)

a corporation organized and existing under the laws of the State of CT with authority to do business in the State of Illinois, as Surety, are held and firmly bound unto The Illinois State Toll Highway Authority in the penal sum of Twenty-six million three hundred forty-four thousand eight hundred and eighteen dollars (\$26,344,818.00), lawful money of the United States, well and truly to be paid unto said The Illinois State Toll Highway Authority, for the payment to which we bind ourselves, our heirs, executors, administrators, successors and assigns, jointly and severally, firmly by these presents.

THE CONDITION OF THE FOREGOING OBLIGATION IS SUCH that whereas, Principal has entered into a written contract with The Illinois State Toll Highway Authority for the work designated as Contract No. RR-19-4489 – M – 16 (Bensenville) Maintenance Facility – IL Route 390 Tollway at MP 16.6 (830 Thomas Drive)

which contract is by reference made a part hereof and is hereinafter referred to as “the Contract”.

NOW, THEREFORE, if Principal promptly pays not less than the prevailing wages for the work to be performed in accordance with the Contract and the laws of the State of Illinois, and promptly pays all sums of money due or to become due for any labor, materials, apparatus, fixtures or machinery, and transportation with respect thereto, furnished to said Principal for the purpose of performing said work in accordance with the provisions of the Contract and any authorized changes in the Contract that are subsequently made during the original term of the Contract and any extensions thereof that may be granted by the Authority, with or without notice to the Surety, then this obligation shall be void; otherwise it shall remain in full force and effect.

Surety hereby waives notice of any changes in the Contract, including extensions of time for the performance thereof.

IN WITNESS WHEREOF, we have duly executed the foregoing obligation and affixed our seals

this 16th day of January, 2020.

Surety Travelers Casualty and Surety Company of America Principal The George Sollitt Construction Company


Address One Tower Square

Address 790 North Central Avenue


Hartford, CT 06183

Wood Dale, IL 60191

By 
(Seal) Stephanie C. Anderson Attorney in Fact

By 
(Signature) (Seal)
James Zielinski, President
(Name & Title)

Agent for
Surety Arthur J. Gallagher

Attest 
Corporate Secretary
Thomas Baker

Address 300 S. Riverside Plz Ste 1500
Chicago, IL 60606

(Attach Surety's Power of Attorney)

**(Attach Notary Certificate
authenticating Signature of Attorney-In-Fact)**


**(Attach Notary Certificate
authenticating Signature of Representative of Principal
if not attested by Corporate Secretary)**

ACKNOWLEDGMENT BY SURETY

STATE OF Illinois }
County of Cook } ss.

On this 16th day of January, 2020, before me personally
appeared Stephanie C. Anderson, known to, me to be the Attorney-in-Fact of
Travelers Casualty and Surety Company of America, the corporation
that executed the within instrument, and acknowledged to me that such corporation executed the same.

IN WITNESS WHEREOF, I have hereunto set my hand and affixed my official seal, at my office in the aforesaid County, the day and
year in this certificate first above written.


Notary Public in the State of Illinois
County of Cook





**Travelers Casualty and Surety Company of America
Travelers Casualty and Surety Company
St. Paul Fire and Marine Insurance Company**

POWER OF ATTORNEY


KNOW ALL MEN BY THESE PRESENTS: That Travelers Casualty and Surety Company of America, Travelers Casualty and Surety Company, and St. Paul Fire and Marine Insurance Company are corporations duly organized under the laws of the State of Connecticut (herein collectively called the "Companies"), and that the Companies do hereby make, constitute and appoint **Stephanie C. Anderson** of **ROLLING MEADOWS Illinois**, their true and lawful Attorney-in-Fact to sign, execute, seal and acknowledge any and all bonds, recognizances, conditional undertakings and other writings obligatory in the nature thereof on behalf of the Companies in their business of guaranteeing the fidelity of persons, guaranteeing the performance of contracts and executing or guaranteeing bonds and undertakings required or permitted in any actions or proceedings allowed by law.

IN WITNESS WHEREOF, the Companies have caused this instrument to be signed, and their corporate seals to be hereto affixed, this **3rd** day of **February**, 2017.



State of Connecticut

City of Hartford ss.

By: 
Robert L. Raney, Senior Vice President

On this the **3rd** day of **February**, 2017, before me personally appeared **Robert L. Raney**, who acknowledged himself to be the Senior Vice President of Travelers Casualty and Surety Company of America, Travelers Casualty and Surety Company, and St. Paul Fire and Marine Insurance Company, and that he, as such, being authorized so to do, executed the foregoing instrument for the purposes therein contained by signing on behalf of the corporations by himself as a duly authorized officer.

In Witness Whereof, I hereunto set my hand and official seal.

My Commission expires the **30th** day of **June**, 2021




Marie C. Tetreault, Notary Public

This Power of Attorney is granted under and by the authority of the following resolutions adopted by the Boards of Directors of Travelers Casualty and Surety Company of America, Travelers Casualty and Surety Company, and St. Paul Fire and Marine Insurance Company, which resolutions are now in full force and effect, reading as follows:

RESOLVED, that the Chairman, the President, any Vice Chairman, any Executive Vice President, any Senior Vice President, any Vice President, any Second Vice President, the Treasurer, any Assistant Treasurer, the Corporate Secretary or any Assistant Secretary may appoint Attorneys-in-Fact and Agents to act for and on behalf of the Company and may give such appointee such authority as his or her certificate of authority may prescribe to sign with the Company's name and seal with the Company's seal bonds, recognizances, contracts of indemnity, and other writings obligatory in the nature of a bond, recognizance, or conditional undertaking, and any of said officers or the Board of Directors at any time may remove any such appointee and revoke the power given him or her; and it is

FURTHER RESOLVED, that the Chairman, the President, any Vice Chairman, any Executive Vice President, any Senior Vice President or any Vice President may delegate all or any part of the foregoing authority to one or more officers or employees of this Company, provided that each such delegation is in writing and a copy thereof is filed in the office of the Secretary; and it is

FURTHER RESOLVED, that any bond, recognizance, contract of indemnity, or writing obligatory in the nature of a bond, recognizance, or conditional undertaking shall be valid and binding upon the Company when (a) signed by the President, any Vice Chairman, any Executive Vice President, any Senior Vice President or any Vice President, any Second Vice President, the Treasurer, any Assistant Treasurer, the Corporate Secretary or any Assistant Secretary and duly attested and sealed with the Company's seal by a Secretary or Assistant Secretary; or (b) duly executed (under seal, if required) by one or more Attorneys-in-Fact and Agents pursuant to the power prescribed in his or her certificate or their certificates of authority or by one or more Company officers pursuant to a written delegation of authority; and it is

FURTHER RESOLVED, that the signature of each of the following officers: President, any Executive Vice President, any Senior Vice President, any Vice President, any Assistant Vice President, any Secretary, any Assistant Secretary, and the seal of the Company may be affixed by facsimile to any Power of Attorney or to any certificate relating thereto appointing Resident Vice Presidents, Resident Assistant Secretaries or Attorneys-in-Fact for purposes only of executing and attesting bonds and undertakings and other writings obligatory in the nature thereof, and any such Power of Attorney or certificate bearing such facsimile signature or facsimile seal shall be valid and binding upon the Company and any such power so executed and certified by such facsimile signature and facsimile seal shall be valid and binding on the Company in the future with respect to any bond or understanding to which it is attached.

I, **Kevin E. Hughes**, the undersigned, Assistant Secretary of Travelers Casualty and Surety Company of America, Travelers Casualty and Surety Company, and St. Paul Fire and Marine Insurance Company, do hereby certify that the above and foregoing is a true and correct copy of the Power of Attorney executed by said Companies, which remains in full force and effect.

Dated this **16th** day of **January**, 2020




Kevin E. Hughes, Assistant Secretary

**To verify the authenticity of this Power of Attorney, please call us at 1-800-421-3880.
Please refer to the above-named Attorney-in-Fact and the details of the bond to which the power is attached.**



CERTIFICATE OF LIABILITY INSURANCE

DATE (MM/DD/YYYY)

1/17/2020

THIS CERTIFICATE IS ISSUED AS A MATTER OF INFORMATION ONLY AND CONFERS NO RIGHTS UPON THE CERTIFICATE HOLDER. THIS CERTIFICATE DOES NOT AFFIRMATIVELY OR NEGATIVELY AMEND, EXTEND OR ALTER THE COVERAGE AFFORDED BY THE POLICIES BELOW. THIS CERTIFICATE OF INSURANCE DOES NOT CONSTITUTE A CONTRACT BETWEEN THE ISSUING INSURER(S), AUTHORIZED REPRESENTATIVE OR PRODUCER, AND THE CERTIFICATE HOLDER.

IMPORTANT: If the certificate holder is an ADDITIONAL INSURED, the policy(ies) must have ADDITIONAL INSURED provisions or be endorsed. If SUBROGATION IS WAIVED, subject to the terms and conditions of the policy, certain policies may require an endorsement. A statement on this certificate does not confer rights to the certificate holder in lieu of such endorsement(s).

PRODUCER Assurance Agency, Ltd. 20 North Martingale Road Suite 100 Schaumburg IL 60173	CONTACT NAME: Kristin Schenn PHONE (A/C, No, Ext): 847-463-7817 E-MAIL ADDRESS: kschenn@assuranceagency.com		FAX (A/C, No): 847-440-9123
	INSURER(S) AFFORDING COVERAGE		NAIC #
INSURED The George Sollitt Construction Company 790 N. Central Avenue Wood Dale IL 60191-1266	GEORSOL-02	INSURER A : Amerisure Insurance Company	19488
		INSURER B : Travelers Property Casualty	25674
		INSURER C : Amerisure Mutual Insurance Co.	23396
		INSURER D : Accident Fund General Ins. Co.	12304
		INSURER E : AIG Specialty Insurance Compan	26883
		INSURER F : Indian Harbor Ins Co	

COVERAGES

CERTIFICATE NUMBER: 2020526833

REVISION NUMBER:

THIS IS TO CERTIFY THAT THE POLICIES OF INSURANCE LISTED BELOW HAVE BEEN ISSUED TO THE INSURED NAMED ABOVE FOR THE POLICY PERIOD INDICATED. NOTWITHSTANDING ANY REQUIREMENT, TERM OR CONDITION OF ANY CONTRACT OR OTHER DOCUMENT WITH RESPECT TO WHICH THIS CERTIFICATE MAY BE ISSUED OR MAY PERTAIN, THE INSURANCE AFFORDED BY THE POLICIES DESCRIBED HEREIN IS SUBJECT TO ALL THE TERMS, EXCLUSIONS AND CONDITIONS OF SUCH POLICIES. LIMITS SHOWN MAY HAVE BEEN REDUCED BY PAID CLAIMS.

INSR LTR	TYPE OF INSURANCE	ADDL SUBR INSD WYD	POLICY NUMBER	POLICY EFF (MM/DD/YYYY)	POLICY EXP (MM/DD/YYYY)	LIMITS	
A	<input checked="" type="checkbox"/> COMMERCIAL GENERAL LIABILITY <input type="checkbox"/> CLAIMS-MADE <input checked="" type="checkbox"/> OCCUR GEN'L AGGREGATE LIMIT APPLIES PER: <input type="checkbox"/> POLICY <input checked="" type="checkbox"/> PRO-JECT <input type="checkbox"/> LOC <input type="checkbox"/> OTHER:		GPP20773980901	6/30/2019	6/30/2020	EACH OCCURRENCE \$ 1,000,000 DAMAGE TO RENTED PREMISES (Ea occurrence) \$ 100,000 MED EXP (Any one person) \$ 5,000 PERSONAL & ADV INJURY \$ 1,000,000 GENERAL AGGREGATE \$ 2,000,000 PRODUCTS - COMP/OP AGG \$ 2,000,000 \$	
A	<input checked="" type="checkbox"/> AUTOMOBILE LIABILITY <input checked="" type="checkbox"/> ANY AUTO <input type="checkbox"/> OWNED AUTOS ONLY <input type="checkbox"/> SCHEDULED AUTOS <input checked="" type="checkbox"/> HIRED AUTOS ONLY <input checked="" type="checkbox"/> NON-OWNED AUTOS ONLY		CA20773970701	6/30/2019	6/30/2020	COMBINED SINGLE LIMIT (Ea accident) \$ 1,000,000 BOOILY INJURY (Per person) \$ BOOILY INJURY (Per accident) \$ PROPERTY DAMAGE (Per accident) \$ \$	
C	<input checked="" type="checkbox"/> UMBRELLA LIAB <input checked="" type="checkbox"/> OCCUR <input type="checkbox"/> EXCESS LIAB <input type="checkbox"/> CLAIMS-MADE <input type="checkbox"/> DED <input checked="" type="checkbox"/> RETENTION \$ 0		CU20773990702	6/30/2019	6/30/2020	EACH OCCURRENCE \$ 10,000,000 AGGREGATE \$ 10,000,000 \$	
D	WORKERS COMPENSATION AND EMPLOYERS' LIABILITY ANY PROPRIETOR/PARTNER/EXECUTIVE OFFICER/MEMBER EXCLUDED? (Mandatory in NH) If yes, describe under DESCRIPTION OF OPERATIONS below	<input type="checkbox"/> Y <input checked="" type="checkbox"/> N N/A	WCS7500005	6/30/2019	6/30/2020	<input checked="" type="checkbox"/> PER STATUTE <input type="checkbox"/> OTH-ER E.L. EACH ACCIDENT \$ 1,000,000 E.L. DISEASE - EA EMPLOYEE \$ 1,000,000 E.L. DISEASE - POLICY LIMIT \$ 1,000,000	
E	Pollution Liability		CPO1957615	6/30/2019	6/30/2022	Occ/Agg: \$5,000,000	Ded: \$25,000
B	Excess Umbrella		ZUP13S2363819NF	6/30/2019	6/30/2020	Each Occ: \$15,000,000	Agg: \$15,000,000
F	Professional Liability		CEO744651003	11/14/2019	11/14/2020	Agg: \$3,000,000	Ded: \$50,000

DESCRIPTION OF OPERATIONS / LOCATIONS / VEHICLES (ACORD 101, Additional Remarks Schedule, may be attached if more space is required)

RE: M-16 Maintenance Facility and Site Improvements - 830 Thomas Drive, Bensenville, IL 60106 - M-1 Maintenance Facility (Truck Wash) - Tri-State Tollway (I-294), Mile Post 12.3 - Contract No. RR-19-4489C

It is agreed that the following are added as Additional Insureds, when required by written contract, on the General Liability, Automobile Liability and Pollution Liability policies on a primary and non-contributory basis with respect to operations performed by the Named Insured in connection with this project.

- Illinois State Toll Highway Authority together with its officials, directors and employees
- The Consulting Engineer, the Program Management Office (PMO), Project Manager, Design Section Engineer, Design Corridor Manager, Construction See Attached...

CERTIFICATE HOLDER**CANCELLATION**

The Illinois State Toll Highway Authority
 Attention: Risk Management
 2700 Ogden Avenue
 Downers Grove IL 60515

SHOULD ANY OF THE ABOVE DESCRIBED POLICIES BE CANCELLED BEFORE THE EXPIRATION DATE THEREOF, NOTICE WILL BE DELIVERED IN ACCORDANCE WITH THE POLICY PROVISIONS.

AUTHORIZED REPRESENTATIVE

© 1988-2015 ACORD CORPORATION. All rights reserved.



ADDITIONAL REMARKS SCHEDULE

AGENCY Assurance Agency, Ltd.		NAMED INSURED The George Sollitt Construction Company 790 N. Central Avenue Wood Dale IL 60191-1266	
POLICY NUMBER		EFFECTIVE DATE:	
CARRIER	NAIC CODE		

ADDITIONAL REMARKS

THIS ADDITIONAL REMARKS FORM IS A SCHEDULE TO ACORD FORM,
FORM NUMBER: 25 **FORM TITLE:** CERTIFICATE OF LIABILITY INSURANCE

Manager, and Construction Corridor Manager

A Waiver of Subrogation in favor of the Additional Insureds applies to the Worker's Compensation, General Liability and Automobile policies, when required by written contract and where allowed by law.

Excess/Umbrella follows form.

THIS ENDORSEMENT CHANGES THE POLICY. PLEASE READ IT CAREFULLY.

CONTRACTOR'S BLANKET ADDITIONAL INSURED ENDORSEMENT – FORM A

This endorsement modifies insurance provided under the following:

COMMERCIAL GENERAL LIABILITY COVERAGE PART

Policy Number CPP20773980901	Agency Number 0295855	Policy Effective Date 6/30/2019
Policy Expiration Date 6/30/2020	Date 6/13/2019	Account Number 11097671
Named Insured GEORGE SOLLITT CONSTRUCTION COMPANY	Agency ASSURANCE AGENCY, LTD	Issuing Company AMERISURE INSURANCE COMPANY

1.
 - a. **SECTION II - WHO IS AN INSURED** is amended to add as an additional insured any person or organization:
 - (1) Whom you are required to add as an additional insured on this policy under a written contract or written agreement relating to your business; or
 - (2) Who is named as an additional insured under this policy on a certificate of insurance.
 - b. The written contract, written agreement, or certificate of insurance must:
 - (1) Require additional insured status for a time period during the term of this policy; and
 - (2) Be executed prior to the "bodily injury", "property damage", or "personal and advertising injury" leading to a claim under this policy.
 - c. If, however:
 - (1) "Your work" began under a letter of intent or work order; and
 - (2) The letter of intent or work order led to a written contract or written agreement within 30 days of beginning such work; and
 - (3) Your customer's customary contracts require persons or organizations to be named as additional insureds;we will provide additional insured status as specified in this endorsement.
2. The insurance provided under this endorsement is limited as follows:
 - a. That person or organization is an additional insured only with respect to liability caused, in whole or in part, by:
 - (1) Premises you:
 - (a) Own;
 - (b) Rent;
 - (c) Lease; or
 - (d) Occupy;
 - (2) Ongoing operations performed by you or on your behalf. Ongoing operations does not apply to "bodily injury" or "property damage" occurring after.

- (a) All work to be performed by you or on your behalf for the additional insured(s) at the site of the covered operations is complete, including related materials, parts or equipment (other than service, maintenance or repairs); or
- (b) That portion of "your work" out of which the injury or damage arises is put to its intended use by any person or organization other than another contractor working for a principal as a part of the same project.

(3) Completed operations coverage, but only if:

- (a) The written contract, written agreement, or certificate of insurance requires completed operations coverage or "your work" coverage; and
- (b) This coverage part provides coverage for "bodily injury" or "property damage" included within the "products-completed operations hazard".

However, the insurance afforded to such additional insured only applies to the extent permitted by law.

b. If the written contract, written agreement, or certificate of insurance:

- (1) Requires "arising out of" language; or
- (2) Requires you to provide additional insured coverage to that person or organization by the use of either or both of the following:
 - (a) Additional Insured – Owners, Lessees or Contractors – Scheduled Person Or Organization endorsement CG 20 10 10 01; or
 - (b) Additional Insured – Owners, Lessees or Contractors – Completed Operations endorsement CG 20 37 10 01;

then the phrase "caused, in whole or in part, by" in paragraph 2.a. above is replaced by "arising out of".

c. If the written contract, written agreement, or certificate of insurance requires you to provide additional insured coverage to that person or organization by the use of:

- (1) Additional Insured – Owners, Lessees or Contractors – Scheduled Person Or Organization endorsement CG 20 10 07 04 or CG 20 10 04 13; or
- (2) Additional Insured – Owners, Lessees or Contractors – Completed Operations endorsement CG 20 37 07 04 or CG 20 37 04 13; or
- (3) Both those endorsements with either of those edition dates; or
- (4) Either or both of the following:
 - (a) Additional Insured – Owners, Lessees or Contractors – Scheduled Person Or Organization endorsement CG 20 10 without an edition date specified; or
 - (b) Additional Insured – Owners, Lessees or Contractors – Completed Operations endorsement CG 20 37 without an edition date specified;

then paragraph 2.a. above applies.

d. Premises, as respects paragraph 2.a.(1) above, include common or public areas about such premises if so required in the written contract or written agreement.

e. Additional insured status provided under paragraphs 2.a.(1)(b) or 2.a.(1)(c) above does not extend beyond the end of a premises lease or rental agreement.

f. The limits of insurance that apply to the additional insured are the least of those specified in the:

- (1) Written contract;
- (2) Written agreement;
- (3) Certificate of insurance; or
- (4) Declarations of this policy.

The limits of insurance are inclusive of and not in addition to the limits of insurance shown in the Declarations.

Includes copyrighted material of Insurance Services Office, Inc.

- g. The insurance provided to the additional insured does not apply to "bodily injury", "property damage", or "personal and advertising injury" arising out of an architect's, engineer's, or surveyor's rendering of, or failure to render, any professional services, including but not limited to:
- (1) The preparing, approving, or failing to prepare or approve:
 - (a) Maps;
 - (b) Drawings;
 - (c) Opinions;
 - (d) Reports;
 - (e) Surveys;
 - (f) Change orders;
 - (g) Design specifications; and
 - (2) Supervisory, inspection, or engineering services.
- h. **SECTION IV – COMMERCIAL GENERAL LIABILITY CONDITIONS.** paragraph 4. Other Insurance is deleted and replaced with the following:
4. **Other Insurance.**
- Coverage provided by this endorsement is excess over any other valid and collectible insurance available to the additional insured whether:
- a. Primary;
 - b. Excess;
 - c. Contingent; or
 - d. On any other basis;
- but if the written contract, written agreement, or certificate of insurance requires primary and non-contributory coverage, this insurance will be primary and non-contributory relative to other insurance available to the additional insured which covers that person or organization as a Named Insured, and we will not share with that other insurance.
- i. If the written contract, written agreement, or certificate of insurance as outlined above requires additional insured status by use of CG 20 10 11 85, then the coverage provided under this CG 70 48 endorsement does not apply except for paragraph 2.h. **Other Insurance.** Additional insured status is limited to that provided by CG 20 10 11 85 shown below and paragraph 2.h. **Other Insurance** shown above.

**ADDITIONAL INSURED - OWNERS, LESSEES OR
CONTRACTORS (FORM B)**

This endorsement modifies insurance provided under the following:

COMMERCIAL GENERAL LIABILITY COVERAGE PART.

SCHEDULE

Name of Person or Organization: Blanket Where Required by Written Contract, Agreement, or Certificate of Insurance that the terms of CG 20 10 11 85 apply

(If no entry appears above, information required to complete this endorsement will be shown in the Declarations as applicable to this endorsement.)

WHO IS AN INSURED (Section II) is amended to include as an insured the person or organization shown in the Schedule, but only with respect to liability arising out of "your work" for that insured by or for you.

CG20101185 Copyright, Insurance Services Office, Inc., 1984

- j. The insurance provided by this endorsement does not apply to any premises or work for which the person or organization is specifically listed as an additional insured on another endorsement attached to this policy.

THIS ENDORSEMENT CHANGES THE POLICY. PLEASE READ IT CAREFULLY.

ILLINOIS CONTRACTORS GENERAL LIABILITY EXTENSION ENDORSEMENT

This endorsement modifies insurance provided under the following:

COMMERCIAL GENERAL LIABILITY COVERAGE FORM

Under **SECTION I - COVERAGE A. BODILY INJURY AND PROPERTY DAMAGE LIABILITY**, paragraph 2. **EXCLUSIONS**, provisions 1. through 6. of this endorsement amend the policy as follows:

1. LIQUOR LIABILITY

Exclusion c. **Liquor Liability** is deleted.

2. NONOWNED WATERCRAFT AND NONOWNED AIRCRAFT (HIRED, RENTED OR LOANED WITH PAID CREW)

Exclusion g. **Aircraft, Auto or Watercraft**, paragraph (2) is deleted and replaced with the following:

(2) A watercraft you do not own that is:

- (a) Less than 51 feet long; and
- (b) Not being used to carry persons or property for a charge;

Exclusion g. **Aircraft, Auto or Watercraft**, paragraph (6) is added as follows:

(6) An aircraft that you do not own that is:

- (a) Hired;
- (b) Rented; or
- (c) Loaned to you;

with paid crew for a period of five (5) consecutive days or less.

Paragraph (6) does not apply if the insured has any other insurance for "bodily injury or "property damage" liability for such aircraft, whether such other insurance is primary, excess, contingent or on any other basis.

3. PREMISES ALIENATED

A. Exclusion j. **Damage to Property**, paragraph (2) is deleted.

B. The following paragraph is also deleted from Exclusion j. **Damage to Property**:

Paragraph (2) of this exclusion does not apply if the premises are "your work" and were never occupied, rented or held for rental by you.

4. PROPERTY DAMAGE LIABILITY - ELEVATORS AND SIDETRACK AGREEMENTS

A. Exclusion j. **Damage to Property**, paragraphs (3), (4), and (6) do not apply to the use of elevators.

B. Exclusion k. **Damage to Your Product** does not apply to:

- 1. The use of elevators; or
- 2. Liability assumed under a sidetrack agreement.

5. PROPERTY DAMAGE LIABILITY - BORROWED EQUIPMENT

- A. Exclusion j. **Damage to Property**, paragraph (4) does not apply to "property damage" to borrowed equipment while at a jobsite and not being used to perform operations.
- B. With respect to any one borrowed equipment item, provision 5.A. above does not apply to "property damage" that exceeds \$25,000 per occurrence or \$25,000 annual aggregate.

6. PRODUCT RECALL EXPENSE

- A. Exclusion n. **Recall Of Products, Work Or Impaired Property** does not apply to "product recall expenses" that you incur for the "covered recall" of "your product". This exception to the exclusion does not apply to "product recall expenses" resulting from:
 - 1. Failure of any products to accomplish their intended purpose;
 - 2. Breach of warranties of fitness, quality, durability or performance;
 - 3. Loss of customer approval or any cost incurred to regain customer approval;
 - 4. Redistribution or replacement of "your product", which has been recalled, by like products or substitutes;
 - 5. Caprice or whim of the insured;
 - 6. A condition likely to cause loss, about which any insured knew or had reason to know at the inception of this insurance;
 - 7. Asbestos, including loss, damage or clean up resulting from asbestos or asbestos containing materials;
 - 8. Recall of "your product(s)" that have no known or suspected defect solely because a known or suspected defect in another of "your product(s)" has been found.
- B. Under **SECTION III – LIMITS OF INSURANCE**, paragraph 3. is replaced in its entirety as follows and paragraph 8. is added:
 - 3. The Products-Completed Operations Aggregate Limit is the most we will pay for the sum of:
 - a. Damages under **COVERAGE A BODILY INJURY AND PROPERTY DAMAGE LIABILITY** because of "bodily injury" and "property damage" included in the "products-completed operations hazard" and
 - b. "Product recall expenses".
 - 8. Subject to paragraph 5. above, \$25,000 is the most we will pay for all "product recall expenses" arising out of the same defect or deficiency.

The insurance afforded by provisions 1. through 6. of this endorsement is excess over any valid and collectible insurance (including any deductible) available to the insured whether primary, excess or contingent, and **SECTION IV.**, paragraph 4. **Other Insurance** is changed accordingly.

7. BLANKET CONTRACTUAL LIABILITY – RAILROADS

When a written contract or written agreement requires Contractual Liability - Railroads, the definition of "insured contract" in Section V - Definitions is replaced by the following with respect to operations performed for, or affecting, a railroad:

- 9. "Insured Contract" means:
 - a. A contract for a lease of premises. However, that portion of the contract for a lease of premises that indemnifies any person or organization for damage by fire to premises while rented to you or temporarily occupied by you with permission of the owner is not an "insured contract";
 - b. A sidetrack agreement;

- c. Any easement or license agreement;
- d. An obligation, as required by ordinance, to indemnify a municipality, except in connection with work for a municipality;
- e. An elevator maintenance agreement;
- f. That part of any other contract or agreement pertaining to your business (including an indemnification of a municipality in connection with work performed for a municipality) under which you assume the tort liability of another party to pay for "bodily injury" or "property damage" to a third person or organization. Tort liability means a liability that would be imposed by law in the absence of any contract or agreement.

Paragraph f. does not include that part of any contract or agreement:

- (1) That indemnifies an architect, engineer or surveyor for injury or damage arising out of:
 - (a) Preparing, approving or failing to prepare or approve maps, shop drawings, opinions, reports, surveys, field orders, change orders or drawings and specifications; or
 - (b) Giving directions or instructions, or failing to give them;
- (2) Under which the insured, if an architect, engineer or surveyor, assumes liability for an injury or damage arising out of the insured's rendering or failure to render professional services, including those listed in Paragraph (1) above and supervisory, inspection, architectural or engineering activities.

8. CONTRACTUAL LIABILITY - PERSONAL AND ADVERTISING INJURY

Under SECTION 1 - COVERAGE B., paragraph 2. Exclusions, paragraph e. Contractual Liability is deleted.

9. SUPPLEMENTARY PAYMENTS

Under SECTION I - SUPPLEMENTARY PAYMENTS - COVERAGES A AND B, paragraphs 1.b. and 1.d. are deleted and replaced with the following:

- b. Up to \$2,500 for cost of bail bonds required because of accidents or traffic law violations arising out of the use of any vehicle to which the Bodily Injury Liability Coverage applies. We do not have to furnish these bonds.
- d. All reasonable expenses incurred by the insured at our request to assist us in the investigation or defense of the claim or "suit", including actual loss of earnings up to \$500 a day because of time off from work.

10. BROADENED WHO IS AN INSURED

SECTION II - WHO IS AN INSURED is deleted and replaced with the following:

- 1. If you are designated in the Declarations as:
 - a. An individual, you and your spouse are insureds, but only with respect to the conduct of a business of which you are the sole owner.
 - b. A partnership or joint venture, you are an insured. Your members, your partners, and their spouses are also insureds, but only with respect to the conduct of your business.
 - c. A limited liability company, you are an insured. Your members are also insureds, but only with respect to the conduct of your business. Your managers are insureds, but only with respect to their duties as your managers.
 - d. An organization other than a partnership, joint venture or limited liability company, you are an insured. Your "executive officers" and directors are insureds, but only with respect to their duties as your officers or directors. Your stockholders are also insureds, but only with respect to their liability as stockholders.

- e. A trust, you are an insured. Your trustees are also insureds, but only with respect to their duties as trustees.

2. Each of the following is also an insured:

- a. Your "volunteer workers" only while performing duties related to the conduct of your business, or your "employees," other than either your "executive officers," (if you are an organization other than a partnership, joint venture or limited liability company) or your managers (if you are a limited liability company), but only for acts within the scope of their employment by you or while performing duties related to the conduct of your business. However, none of these "employees" or "volunteer workers" are insured for:

(1) "Bodily injury" or "personal and advertising injury":

- (a) To you, to your partners or members (if you are a partnership or joint venture), to your members (if you are a limited liability company), to a co-"employee" while in the course of his or her employment or performing duties related to the conduct of your business, or to your other "volunteer workers" while performing duties related to the conduct of your business;
- (b) To the spouse, child, parent, brother or sister of that co-"employee" or "volunteer worker" as a consequence of paragraph (1) (a) above;
- (c) For which there is any obligation to share damages with or repay someone else who must pay damages because of the injury described in paragraphs (1)(a) or (b) above; or
- (d) Arising out of his or her providing or failing to provide professional health care services except as provided in provision 11. of this endorsement.

Paragraphs (1)(a), (1)(b) and (1)(c) above do not apply to your "employees" who are:

- (i) Managers;
- (ii) Supervisors;
- (iii) Directors; or
- (iv) Officers;

with respect to "bodily injury" to a co-"employee".

(2) "Property damage" to property:

- (a) Owned, occupied or used by;
- (b) Rented to, in the care, custody or control of, or over which physical control is being exercised for any purpose by

you, any of your "employees," "volunteer workers", any partner or member (if you are a partnership or joint venture), or any member (if you are a limited liability company).

- b. Any person (other than your "employee" or "volunteer worker"), or any organization while acting as your real estate manager.
- c. Any person or organization having proper temporary custody of your property if you die, but only:
 - (1) With respect to liability arising out of the maintenance or use of that property; and
 - (2) Until your legal representative has been appointed.
- d. Your legal representative if you die, but only with respect to duties as such. That representative will have all your rights and duties under this Coverage Form.
- e. Your subsidiaries if:
 - (1) They are legally incorporated entities; and

- (2) You own more than 50% of the voting stock in such subsidiaries as of the effective date of this policy.

If such subsidiaries are not shown in the Declarations, you must report them to us within 180 days of the inception of your original policy.

- f. (1) Any person or organization, other than an architect, engineer or surveyor, required to be named as an additional insured in a "work contract", letter of intent or work order. However, such person or organization shall be an additional insured only with respect to covered "bodily injury," "property damage," and "personal and advertising injury" arising out of "your work" under that "work contract", letter of intent or work order.
 - (2) We will provide additional insured coverage to such person or organization only:
 - (a) for a period of 30 days after the effective date of the applicable "work contract", letter of intent or work order; or
 - (b) until the end of the policy term in effect at the inception of the applicable "work contract", letter of intent or work order;whichever is earlier.
 - (3) Coverage provided under this paragraph f. is excess over any other valid and collectible insurance available to the additional insured whether primary, excess, contingent, or on any other basis unless the "work contract", letter of intent or work order requires this insurance be primary, in which case this insurance will be primary without contribution from such other insurance available to the additional insured.
 - (4) This paragraph f. does not apply if form CG 70 48, Contractors Blanket Additional Insured Endorsement, is attached to the policy.

- g. Any person or organization to whom you are obligated by virtue of a written contract to provide insurance such as is afforded by this policy, but only with respect to liability arising out of the maintenance or use of that part of any premises leased to you, including common or public areas about such premises if so required in the contract.

However, no such person or organization is an insured with respect to:

- (1) Any "occurrence" that takes place after you cease to occupy those premises; or
- (2) Structural alterations, new construction or demolition operations performed by or on behalf of such person or organization.

- h. Any state or political subdivision but only as respects legal liability incurred by the state or political subdivision solely because it has issued a permit with respect to operations performed by you or on your behalf.

However, no state or political subdivision is an insured with respect to:

- (1) "Bodily injury", "property damage", and "personal and advertising injury" arising out of operations performed for the state or municipality; or
- (2) "Bodily injury" or "property damage" included within the "products-completed operations hazard."

- i. Any person or organization who is the lessor of equipment leased to you to whom you are obligated by virtue of a written contract to provide insurance such as is afforded by this policy, but only with respect to their liability arising out of the maintenance, operation or use of such equipment by you or a subcontractor on your behalf with your permission and under your supervision.

However, no such person or organization is an insured with respect to any "occurrence" that takes place after the equipment lease expires.

- j. Any architect, engineer, or surveyor engaged by you but only with respect to liability arising out of your premises or "your work."

However, no architect, engineer, or surveyor is an insured with respect to "bodily injury," "property damage," or "personal and advertising injury" arising out of the rendering of or the failure to render any professional services by or for you, including:

- (1) The preparing, approving, or failing to prepare or approve maps, drawings, opinions, reports, surveys, change orders, designs or specifications; or
- (2) Supervisory, inspection, or engineering services.

This paragraph j. does not apply if form CG 70 48, Contractors Blanket Additional Insured Endorsement, is attached to the policy.

- k. Any manager, owner, lessor, mortgagee, assignee or receiver of premises, including land leased to you, but only with respect to liability arising out of the ownership, maintenance or use of that part of the premises or land leased to you.

However, no such person or organization is an insured with respect to:

- (1) Any "occurrence" that takes place after you cease to occupy that premises, or cease to lease the land; or
- (2) Structural alteration, new construction or demolition operations performed by or on behalf of that person or organization.

3. Any organization you newly acquire or form, other than a partnership, joint venture or limited liability company and over which you maintain ownership or majority interest, will qualify as a Named Insured if there is no other similar insurance available to that organization. However:
 - a. Coverage under this provision is afforded until the end of the policy period.
 - b. Coverage A does not apply to "bodily injury" or "property damage" that occurred before you acquired or formed the organization.
 - c. Coverage B does not apply to "personal and advertising injury" arising out of an offense committed before you acquired or formed the organization.
 - d. Coverage A does not apply to "product recall expense" arising out of any withdrawal or recall that occurred before you acquired or formed the organization.
4. Any person or organization (referred to below as vendor) with whom you agreed, because of a written contract or agreement to provide insurance, is an insured but only with respect to "bodily injury" or "property damage" arising out of "your products" that are distributed or sold in the regular course of the vendor's business.

However, no such person or organization is an insured with respect to:

- a. "Bodily injury" or "property damage" for which the vendor is obligated to pay damages by reason of the assumption of liability in a contract or agreement. This exclusion does not apply to liability for damages that the vendor would have in the absence of the contract or agreement.
- b. Any express warranty unauthorized by you;
- c. Any physical or chemical change in "your product" made intentionally by the vendor;
- d. Repackaging, except when unpacked solely for the purpose of inspection, demonstration, testing, or the substitution of parts under instructions from the manufacturer, and then repackaged in the original container;
- e. Any failure to make such inspections, adjustments, tests or servicing as the vendor has agreed to make or normally undertakes to make in the usual course of business, in connection with the distribution or sale of "your products";
- f. Demonstration, installation, servicing or repair operations, except such operations performed at the vendor's premises in connection with the sale of "your product";

- g. "Your products" which, after distribution or sale by you, have been labeled or relabeled or used as a container, part or ingredient of any other thing or substance by or for the vendor.
- h. "Bodily injury" or "property damage" arising out of the sole negligence of the vendor for its own acts or omissions or those of its employees or anyone else acting on its behalf. However, this exclusion does not apply to:
 - (1) The exceptions contained in subparagraphs d. or f.; or
 - (2) Such inspections, adjustments, tests or servicing as the vendor has agreed to make or normally undertakes to make in the usual course of business, in connection with the distribution or sale of the products.

This insurance does not apply to any insured person or organization from which you have acquired "your products", or any ingredient, part, or container, entering into, accompanying or containing "your products".

No person or organization is an insured with respect to the conduct of any current or past partnership, joint venture or limited liability company that is not shown as a Named Insured in the Declarations.

11. INCIDENTAL MALPRACTICE LIABILITY

As respects provision 10., **SECTION II - WHO IS AN INSURED**, paragraph 2.a.(1)(d) does not apply to any nurse, emergency medical technician or paramedic employed by you to provide medical or paramedical services, provided that you are not engaged in the business or occupation of providing such services, and your "employee" does not have any other insurance that would also cover claims arising under this provision, whether the other insurance is primary, excess, contingent or on any other basis.

Under **SECTION III - LIMITS OF INSURANCE**, provisions 12. through 14. of this endorsement amend the policy as follows:

12. AGGREGATE LIMITS PER PROJECT

The General Aggregate Limit applies separately to each of your construction projects away from premises owned by or rented to you.

13. INCREASED MEDICAL PAYMENTS LIMIT AND REPORTING PERIOD

- A. The requirement under **SECTION I - COVERAGE C MEDICAL PAYMENTS** that expenses be incurred and reported to us within one year of the date of the accident is changed to three years.
- B. **SECTION III - LIMITS OF INSURANCE**, paragraph 7., the Medical Expense Limit, is subject to all of the terms of **SECTION III - LIMITS OF INSURANCE** and is the greater of:
 - 1. \$10,000; or
 - 2. The amount shown in the Declarations for Medical Expense Limit.
- C. This provision 13. does not apply if **COVERAGE C MEDICAL PAYMENTS** is excluded either by the provisions of the Coverage Form or by endorsement.

14. DAMAGE TO PREMISES RENTED TO YOU – SPECIFIC PERILS

- A. The word fire is changed to "specific perils" where it appears in:
 - 1. The last paragraph of **SECTION I – COVERAGE A**, paragraph 2. **Exclusions**;
 - 2. **SECTION IV**, paragraph 4.b. **Excess Insurance**.
- B. The Limits of Insurance shown in the Declarations will apply to all damage proximately caused by the same event, whether such damage results from a "specific peril" or any combination of "specific perils."
- C. The Damage To Premises Rented To You Limit described in **SECTION III - LIMITS OF INSURANCE**, paragraph 6., is replaced by a new limit, which is the greater of:
 - 1. \$1,000,000; or

2. The amount shown in the Declarations for Damage To Premises Rented To You Limit.

- D. This provision 14. does not apply if the Damage To Premises Rented To You Limit of **SECTION I - COVERAGE A** is excluded either by the provisions of the Coverage Form or by endorsement.

Under **SECTION IV - COMMERCIAL GENERAL LIABILITY CONDITIONS**, provisions 15. through 17. of this endorsement amend the policy as follows:

15. KNOWLEDGE OF OCCURRENCE

Under 2. **Duties In The Event Of Occurrence, Offense, Claim, Or Suit**, paragraph a. is deleted and replaced and paragraphs e. and f. are added as follows:

- a. You must see to it that we are notified as soon as practicable of an "occurrence" or an offense, regardless of the amount, which may result in a claim. Knowledge of an "occurrence" or an offense by your "employee(s)" shall not, in itself, constitute knowledge to you unless one of your partners, members, "executive officers", directors, or managers has knowledge of the "occurrence" or offense. To the extent possible, notice should include:
- (1) How, when and where the "occurrence" or offense took place;
 - (2) The names and addresses of any injured persons and witnesses; and
 - (3) The nature and location of any injury or damage arising out of the "occurrence" or offense.
- e. If you report an "occurrence" to your workers compensation carrier that develops into a liability claim for which coverage is provided by the Coverage Form, failure to report such an "occurrence" to us at the time of the "occurrence" shall not be deemed a violation of paragraphs a., b., and c. above. However, you shall give written notice of this "occurrence" to us as soon you become aware that this "occurrence" may be a liability claim rather than a workers compensation claim.
- f. You must see to it that the following are done in the event of an actual or anticipated "covered recall" that may result in "product recall expense":
- (1) Give us prompt notice of any discovery or notification that "your product" must be withdrawn or recalled. Include a description of "your product" and the reason for the withdrawal or recall;
 - (2) Cease any further release, shipment, consignment or any other method of distribution of like or similar products until it has been determined that all such products are free from defects that could be a cause of loss under the insurance.

16. UNINTENTIONAL FAILURE TO DISCLOSE HAZARDS

Paragraph 6. **Representations** is deleted and replaced with the following:

6. Representations

By accepting this policy, you agree:

- a. The statements in the Declarations are accurate and complete;
- b. Those statements are based upon representations you made to us;
- c. We have issued this policy in reliance upon your representations; and
- d. This policy is void in any case of fraud by you as it relates to this policy or any claim under this policy.

We will not deny coverage under this coverage part if you unintentionally fail to disclose all hazards existing as of the inception date of this policy. You must report to us any knowledge of an error or omission in the description of any premises or operations intended to be covered by the Coverage Form as soon as practicable after its discovery. However, this provision does not affect our right to collect additional premium or exercise our right of cancellation or nonrenewal.

17. TRANSFER OF RIGHTS (BLANKET WAIVER OF SUBROGATION)

Paragraph 8. **Transfer of Rights Of Recovery Against Others To Us** is deleted and replaced with the following:

Includes copyrighted material of Insurance Services Office, Inc.

8. If the insured has rights to recover all or part of any payment we have made under this Coverage Form, those rights are transferred to us. The insured must do nothing after loss to impair them. At our request, the insured will bring "suit" or transfer those rights to us and help us enforce them. However, if the insured has waived rights to recover through a written contract, or if "your work" was commenced under a letter of intent or work order, subject to a subsequent reduction to writing with customers whose customary contracts require a waiver, we waive any right of recovery we may have under this Coverage Form.

18. MOBILE EQUIPMENT REDEFINED

Under **SECTION V - DEFINITIONS**, paragraph 12. "Mobile equipment", paragraph f. (1) does not apply to self-propelled vehicles of less than 1,000 pounds gross vehicle weight.

19. DEFINITIONS

1. **SECTION V – DEFINITIONS**, paragraph 4. "Coverage territory" is replaced by the following definition:

"Coverage territory" means anywhere in the world with respect to liability arising out of "bodily injury," "property damage," or "personal and advertising injury," including "personal and advertising injury" offenses that take place through the Internet or similar electronic means of communication provided the insured's responsibility to pay damages is determined in a settlement to which we agree or in a "suit" on the merits, in the United States of America (including its territories and possessions), Puerto Rico and Canada.

2. **SECTION V – DEFINITIONS** is amended by the addition of the following definitions:

"Covered recall" means a recall made necessary because you or a government body has determined that a known or suspected defect, deficiency, inadequacy, or dangerous condition in "your product" has resulted or will result in "bodily injury" or "property damage".

"Product Recall expenses" mean only reasonable and necessary extra costs, which result from or are related to the recall or withdrawal of "your product" for:

- a. Telephone and telegraphic communication, radio or television announcements, computer time and newspaper advertising;
- b. Stationery, envelopes, production of announcements and postage or facsimiles;
- c. Remuneration paid to regular employees for necessary overtime or authorized travel expense;
- d. Temporary hiring by you or by agents designated by you of persons, other than your regular employees, to perform necessary tasks;
- e. Rental of necessary additional warehouse or storage space;
- f. Packaging of or transportation or shipping of defective products to the location you designate; and
- g. Disposal of "your products" that cannot be reused. Disposal expenses do not include:
 - (1) Expenses that exceed the original cost of the materials incurred to manufacture or process such product; and
 - (2) Expenses that exceed the cost of normal trash discarding or disposal, except as are necessary to avoid "bodily injury" or "property damage".

"Specific Perils" means fire; lightning; explosion; windstorm or hail; smoke; aircraft or vehicles; riot or civil commotion; vandalism; leakage from fire extinguishing equipment; weight of snow, ice or sleet; or "water damage".

"Water damage" means accidental discharge or leakage of water or steam as the direct result of the breaking or cracking of any part of a system or appliance containing water or steam.

"Work contract" means a written agreement between you and one or more parties for work to be performed by you or on your behalf.

WAIVER OF OUR RIGHT TO RECOVER FROM OTHERS ENDORSEMENT

We have the right to recover our payments from anyone liable for an injury covered by this policy. We will not enforce our right against the person or organization named in the Schedule. (This agreement applies only to the extent that you perform work under a written contract that requires you to obtain this agreement from us.)

This agreement shall not operate directly or indirectly to benefit anyone not named in the Schedule.

Schedule

Any person or organization that you perform work for that is liable for an injury, covered by this policy, that prior to the injury has written contract requiring a waiver of our right to recover from them.

This endorsement changes the policy to which it is attached and is effective on the date issued unless otherwise stated.

(The information below is required only when this endorsement is issued subsequent to preparation of the policy.)

Endorsement Effective 6/30/2019-6/30/2020 Policy No. WCS7500005

Endorsement No.

Insured The George Sollitt Construction Company

Premium \$

Insurance Company Third Coast Underwriters

Countersigned by _____

THIS ENDORSEMENT CHANGES THE POLICY. PLEASE READ IT CAREFULLY.

ILLINOIS ADVANTAGE COMMERCIAL AUTOMOBILE BROAD FORM ENDORSEMENT

This endorsement modifies insurance provided under the

BUSINESS AUTO COVERAGE FORM

With respect to coverage provided by this endorsement, the provisions of the Coverage Form apply unless modified by the endorsement.

The premium for this endorsement is \$ _____

1. BROAD FORM INSURED

SECTION II - LIABILITY COVERAGE A.1. WHO IS AN INSURED is amended by the addition of the following:

- d. Any organization you newly acquire or form, other than a partnership, joint venture or limited liability company, and over which you maintain ownership or a majority interest, will qualify as a Named Insured. However,
 - (1) Coverage under this provision is afforded only until the end of the policy period;
 - (2) Coverage does not apply to "accidents" or "loss" that occurred before you acquired or formed the organization; and
 - (3) Coverage does not apply to an organization that is an "insured" under any other policy or would be an "insured" but for its termination or the exhausting of its limit of insurance.
- e. Any "employee" of yours using:
 - (1) A covered "auto" you do not own, hire or borrow, or a covered "auto" not owned by the "employee" or a member of his or her household, while performing duties related to the conduct of your business or your personal affairs; or
 - (2) An "auto" hired or rented under a contract or agreement in that "employee's" name, with your permission, while performing duties related to the conduct of your business. However, your "employee" does not qualify as an insured under this paragraph (2) while using a covered "auto" rented from you or from any member of the "employee's" household.
- f. Your members, if you are a limited liability company, while using a covered "auto" you do not own, hire, or borrow, while performing duties related to the conduct of your business or your personal affairs.
- g. Any person or organization with whom you agree in a written contract, written agreement or permit, to provide insurance such as is afforded under this policy, but only with respect to your covered "autos".

This provision does not apply:

 - (1) Unless the written contract or agreement is executed or the permit is issued prior to the "bodily injury" or "property damage";
 - (2) To any person or organization included as an insured by an endorsement or in the Declarations; or
 - (3) To any lessor of "autos" unless:
 - (a) The lease agreement requires you to provide direct primary insurance for the lessor;
 - (b) The "auto" is leased without a driver; and
 - (c) The lease had not expired.

Leased "autos" covered under this provision will be considered covered "autos" you own and not covered "autos" you hire.

Includes copyrighted material of Insurance Services Office, Inc.

- h. Any legally incorporated organization or subsidiary in which you own more than 50% of the voting stock on the effective date of this endorsement.

This provision does not apply to "bodily injury" or "property damage" for which an "insured" is also an insured under any other automobile policy or would be an insured under such a policy, but for its termination or the exhaustion of its limits of insurance, unless such policy was written to apply specifically in excess of this policy.

2. COVERAGE EXTENSIONS - SUPPLEMENTARY PAYMENTS

Under **SECTION II - LIABILITY COVERAGE, A.2.a. Supplementary Payments**, paragraphs (2) and (4) are deleted and replaced with the following:

- (2) Up to \$2500 for the cost of bail bonds (including bonds for related traffic law violations) required because of an "accident" we cover. We do not have to furnish these bonds.
- (4) All reasonable expenses incurred by the "insured" at our request, including actual loss of earnings up to \$500 a day because of time off from work.

3. AMENDED FELLOW EMPLOYEE EXCLUSION

SECTION II - LIABILITY COVERAGE, B. EXCLUSIONS, paragraph 5. **Fellow Employee** is deleted and replaced by the following:

5. Fellow Employee

"Bodily injury" to:

- a. Any fellow "employee" of the "insured" arising out of and in the course of the fellow "employee's" employment or while performing duties related to the conduct of your business. However, this exclusion does not apply to your "employees" that are officers, managers, supervisors or above. Coverage is excess over any other collectible insurance.
- b. The spouse, child, parent, brother or sister of that fellow "employee" as a consequence of paragraph a. above.

4. HIRED AUTO PHYSICAL DAMAGE COVERAGE AND LOSS OF USE EXPENSE

A. Under **SECTION III - PHYSICAL DAMAGE COVERAGE, A. COVERAGE**, the following is added:

If any of your owned covered "autos" are covered for Physical Damage, we will provide Physical Damage coverage to "autos" that you or your "employees" hire or borrow, under your name or the "employee's" name, for the purpose of doing your work. We will provide coverage equal to the broadest physical damage coverage applicable to any covered "auto" shown in the Declarations, Item Three, Schedule of Covered Autos You Own, or on any endorsements amending this schedule.

B. Under **SECTION III - PHYSICAL DAMAGE COVERAGE, A.4. COVERAGE EXTENSIONS**, paragraph b. **Loss of Use Expenses** is deleted and replaced with the following:

b. Loss Of Use Expenses

For Hired Auto Physical Damage, we will pay expenses for which an "insured" becomes legally responsible to pay for loss of use of a vehicle rented or hired without a driver, under a written rental contract or agreement. We will pay for loss of use expenses if caused by:

- (1) Other than collision, only if the Declarations indicate that Comprehensive Coverage is provided for any covered "auto";
- (2) Specified Causes of Loss, only if the Declarations indicate that Specified Causes Of Loss Coverage is provided for any covered "auto"; or
- (3) Collision, only if the Declarations indicate that Collision Coverage is provided for any covered "auto".

However, the most we will pay for any expenses for loss of use is \$30 per day, to a maximum of \$2,000.

C. Under **SECTION IV - BUSINESS AUTO CONDITIONS**, paragraph 5.b. **Other Insurance** is deleted and replaced by the following:

Includes copyrighted material of Insurance Services Office, Inc.

- b. For Hired Auto Physical Damage Coverage, the following are deemed to be covered "autos" you own:
1. Any covered "auto" you lease, hire, rent or borrow; and
 2. Any covered "auto" hired or rented by your "employee" under a contract in that individual "employee's" name, with your permission, while performing duties related to the conduct of your business.

However, any "auto" that is leased, hired, rented or borrowed with a driver is not a covered "auto", nor is any "auto" you hire from any of your "employees", partners (if you are a partnership), members (if you are a limited liability company), or members of their households.

5. LOAN OR LEASE GAP COVERAGE

Under **SECTION III - PHYSICAL DAMAGE COVERAGE, A. COVERAGE**, the following is added:

If a covered "auto" is owned or leased and if we provide Physical Damage Coverage on it, we will pay, in the event of a covered total "loss", any unpaid amount due on the lease or loan for a covered "auto", less:

- (a) The amount paid under the Physical Damage Coverage Section of the policy; and
- (b) Any:
 - (1) Overdue lease or loan payments including penalties, interest or other charges resulting from overdue payments at the time of the "loss";
 - (2) Financial penalties imposed under a lease for excessive use, abnormal wear and tear or high mileage;
 - (3) Costs for extended warranties, Credit Life Insurance, Health, Accident or Disability Insurance purchased with the loan or lease;
 - (4) Security deposits not refunded by a lessor; and
 - (5) Carry-over balances from previous loans or leases.

6. RENTAL REIMBURSEMENT

SECTION III - PHYSICAL DAMAGE COVERAGE, A. COVERAGE, paragraph 4. Coverage Extensions is deleted and replaced by the following:

4. Coverage Extensions

- (a) We will pay up to \$75 per day to a maximum of \$2000 for transportation expense incurred by you because of covered "loss". We will pay only for those covered "autos" for which you carry Collision Coverage or either Comprehensive Coverage or Specified Causes of Loss Coverage. We will pay for transportation expenses incurred during the period beginning 24 hours after the covered "loss" and ending, regardless of the policy's expiration, when the covered "auto" is returned to use or we pay for its "loss". This coverage is in addition to the otherwise applicable coverage you have on a covered "auto". No deductibles apply to this coverage.
- (b) This coverage does not apply while there is a spare or reserve "auto" available to you for your operation.

7. AIRBAG COVERAGE

SECTION III - PHYSICAL DAMAGE, B. EXCLUSIONS, Paragraph 3. is deleted and replaced by the following:

We will not pay for "loss" caused by or resulting from any of the following unless caused by other "loss" that is covered by this insurance:

- a. Wear and tear, freezing, mechanical or electrical breakdown. However, this exclusion does not include the discharge of an airbag.
- b. Blowouts, punctures or other road damage to tires.

8. GLASS REPAIR - WAIVER OF DEDUCTIBLE

SECTION III - PHYSICAL DAMAGE COVERAGE, D. DEDUCTIBLE is amended to add the following:

Includes copyrighted material of Insurance Services Office, Inc.

No deductible applies to glass damage if the glass is repaired rather than replaced.

9. COLLISION COVERAGE – WAIVER OF DEDUCTIBLE

SECTION III - PHYSICAL DAMAGE COVERAGE, D. DEDUCTIBLE is amended to add the following:

When there is a "loss" to your covered "auto" insured for Collision Coverage, no deductible will apply if the "loss" was caused by a collision with another "auto" insured by us.

10. KNOWLEDGE OF ACCIDENT

SECTION IV - BUSINESS AUTO CONDITIONS, A. LOSS CONDITIONS, 2. DUTIES IN THE EVENT OF ACCIDENT, CLAIM, SUIT OR LOSS. paragraph a. is deleted and replaced by the following:

a. You must see to it that we are notified as soon as practicable of an "accident", claim, "suit" or "loss". Knowledge of an "accident", claim, "suit" or "loss" by your "employees" shall not, in itself, constitute knowledge to you unless one of your partners, executive officers, directors, managers, or members (if you are a limited liability company) has knowledge of the "accident", claim, "suit" or "loss". Notice should include:

- (1) How, when and where the "accident" or "loss" occurred;
- (2) The "insured's" name and address; and
- (3) To the extent possible, the names and addresses of any injured persons and witnesses.

11. TRANSFER OF RIGHTS (BLANKET WAIVER OF SUBROGATION)

SECTION IV - BUSINESS AUTO CONDITIONS A.5. TRANSFER OF RIGHTS OF RECOVERY AGAINST OTHERS TO US is deleted and replaced by the following:

If any person or organization to or for whom we make payment under this Coverage Form has rights to recover damages from another, those rights are transferred to us. That person or organization must do everything necessary to secure our rights and must do nothing after "accident" or "loss" to impair them. However, if the insured has waived rights to recover through a written contract, or if your work was commenced under a letter of intent or work order, subject to a subsequent reduction in writing with customers whose customary contracts require a waiver, we waive any right of recovery we may have under this Coverage Form.

12. UNINTENTIONAL FAILURE TO DISCLOSE HAZARDS

SECTION IV - BUSINESS AUTO CONDITIONS, B. GENERAL CONDITIONS, 2. CONCEALMENT, MISREPRESENTATION OR FRAUD is amended by the addition of the following:

We will not deny coverage under this Coverage Form if you unintentionally fail to disclose all hazards existing as of the inception date of this policy. You must report to us any knowledge of an error or omission in your representations as soon as practicable after its discovery. This provision does not affect our right to collect additional premium or exercise our right of cancellation or non-renewal.

13. BLANKET COVERAGE FOR CERTAIN OPERATIONS IN CONNECTION WITH RAILROADS

When required by written contract or written agreement, the definition of "insured contract" is amended as follows:

- The exception contained in paragraph H.3. relating to construction or demolition operations on or within 50 feet of a railroad; and
- Paragraph H.a. are deleted with respect to the use of a covered "auto" in operations for, or affecting, a railroad.

ENDORSEMENT NO. 2

This endorsement, effective 12:01 AM, June 30, 2019

Forms a part of Policy No: CPO 1957615

Issued to: THE GEORGE SOLLITT CONSTRUCTION COMPANY

By: AIG SPECIALTY INSURANCE COMPANY

THIS ENDORSEMENT CHANGES THE POLICY. PLEASE READ IT CAREFULLY.

ADDITIONAL INSURED / PRIMARY COVERAGE ENDORSEMENT

It is hereby agreed that Section VI. **DEFINITIONS**, Paragraph Q. **Insured** is amended to include the following entity as an **Additional Insured**, but only for **Loss** arising out of **Covered Operations** performed for the **Additional Insured**.

Additional Insured:

Where required by written contract entered into prior to **Claim** or **Loss**.

This does not apply to **Bodily Injury, Property Damage** or **Environmental Damage** arising out of the sole negligence or willful misconduct of the **Additional Insured**.

As respects the coverage afforded the **Additional Insured**, when required by such written contract, this insurance is primary and non-contributory, and our obligations are not affected by any other insurance carried by such **Additional Insured** whether primary, excess, contingent, or on any other basis.

This Endorsement does not increase the Company's Limits of Liability as specified in Item 3. of the Declarations.

All other terms, conditions, and exclusions shall remain the same.



AUTHORIZED REPRESENTATIVE
or countersignature (in states where applicable)



EVIDENCE OF PROPERTY INSURANCE

DATE (MM/DD/YYYY)

1/17/2020

THIS EVIDENCE OF PROPERTY INSURANCE IS ISSUED AS A MATTER OF INFORMATION ONLY AND CONFERS NO RIGHTS UPON THE ADDITIONAL INTEREST NAMED BELOW. THIS EVIDENCE DOES NOT AFFIRMATIVELY OR NEGATIVELY AMEND, EXTEND OR ALTER THE COVERAGE AFFORDED BY THE POLICIES BELOW. THIS EVIDENCE OF INSURANCE DOES NOT CONSTITUTE A CONTRACT BETWEEN THE ISSUING INSURER(S), AUTHORIZED REPRESENTATIVE OR PRODUCER, AND THE ADDITIONAL INTEREST.

AGENCY Assurance Agency, Ltd 20 North Martingale Road Suite 100		PHONE (A/C. No., Ext): (847) 463-7817	COMPANY Travelers Property Casualty Company of America	
FAX (A/C. No.): (847) 440-9123	E-MAIL ADDRESS: kschen@assuranceagency.com			
CODE:	SUB CODE:			
AGENCY CUSTOMER ID #:		LOAN NUMBER		POLICY NUMBER QT6606N330813TIL20
INSURED The George Sollitt Construction Company 790 N. Central Avenue Wood Dale, IL 60191		EFFECTIVE DATE 02/27/2020	EXPIRATION DATE 10/01/2021	<input type="checkbox"/> CONTINUED UNTIL <input type="checkbox"/> TERMINATED IF CHECKED
THIS REPLACES PRIOR EVIDENCE DATED:				

PROPERTY INFORMATION

LOCATION/DESCRIPTION
 RE: M-16 Maintenance Facility and Site Improvements - 830 Thomas Drive, Bensenville, IL 60106 and M-1 Maintenance Facility (Truck Wash) - Tri-State Tollway (I-294), Mile Post 12.3 - Contract No. RR-19-4489C

THE POLICIES OF INSURANCE LISTED BELOW HAVE BEEN ISSUED TO THE INSURED NAMED ABOVE FOR THE POLICY PERIOD INDICATED. NOTWITHSTANDING ANY REQUIREMENT, TERM OR CONDITION OF ANY CONTRACT OR OTHER DOCUMENT WITH RESPECT TO WHICH THIS EVIDENCE OF PROPERTY INSURANCE MAY BE ISSUED OR MAY PERTAIN, THE INSURANCE AFFORDED BY THE POLICIES DESCRIBED HEREIN IS SUBJECT TO ALL THE TERMS, EXCLUSIONS AND CONDITIONS OF SUCH POLICIES. LIMITS SHOWN MAY HAVE BEEN REDUCED BY PAID CLAIMS.

COVERAGE INFORMATION	PERILS INSURED				AMOUNT OF INSURANCE	DEDUCTIBLE
	BASIC	BROAD	X	SPECIAL		
COVERAGE / PERILS / FORMS Builders Risk Coverage - Completed Value - Replacement Cost - Special, including Theft: Limit Per Disaster Transit Limit Temporary Storage Limit					\$26,344,819 \$26,344,819 1,000,000 1,000,000	\$25,000 \$25,000 \$25,000 \$25,000
*Subject to policy terms, conditions and exclusions						

REMARKS (Including Special Conditions)

The Illinois State Toll Highway Authority and any sub-contractor of any tier to the extent of their insurable interest in the work and pre-existing structure(s) are included as Additional Named Insured.

CANCELLATION

SHOULD ANY OF THE ABOVE DESCRIBED POLICIES BE CANCELLED BEFORE THE EXPIRATION DATE THEREOF, NOTICE WILL BE DELIVERED IN ACCORDANCE WITH THE POLICY PROVISIONS.

ADDITIONAL INTEREST

NAME AND ADDRESS The Illinois State Toll Highway Authority Attention: Risk Management 2700 Ogden Avenue Downers Grove, IL 60515	<input type="checkbox"/> ADDITIONAL INSURED	<input type="checkbox"/> LENDER'S LOSS PAYABLE	<input type="checkbox"/> LOSS PAYEE
	<input type="checkbox"/> MORTGAGEE	<input checked="" type="checkbox"/> Additional Named Insured	
	LOAN #		



January 16, 2020

Mr. Frank Fratto
Illinois State Toll Highway Authority
2700 Ogden Ave.
Downers Grove, IL 60515

RE: Illinois Tollway Supplemental Specifications, Article 107.27. Contract #RR-19-4489

Dear Frank,

All provisions of the accepted certificates of insurance and policy binder can be obtained.

All endorsement indicated have been requested from the appropriate insurance carrier, or currently endorsed on the policies

Assurance Agency is the binding agent for the insurance carriers providing coverage for the above referenced project.

Sincerely,

