

In the opinion of Mayer Brown LLP, Bond Counsel, under existing law, if there is continuing compliance with certain requirements of the Internal Revenue Code of 1986, interest on the 2016A Bonds will not be includable in gross income for federal income tax purposes. Interest on the 2016A Bonds is not required to be included as an item of tax preference for purposes of computing individual or corporate “alternative minimum taxable income” but is includable in corporate earnings and profits for purposes of the corporate alternative minimum tax. Interest on the 2016A Bonds is not exempt from present Illinois income taxes. See “TAX MATTERS” herein.



\$333,060,000

THE ILLINOIS STATE TOLL HIGHWAY AUTHORITY

**Toll Highway Senior Revenue Bonds,
2016 Series A (Refunding)**

**Maturities, Principal Amounts, Interest Rates, Yields, Prices and CUSIP Numbers
are Shown on the Inside of the Front Cover**

This Official Statement contains information relating to The Illinois State Toll Highway Authority (the “**Authority**”) and the Authority’s Toll Highway Senior Revenue Bonds, 2016 Series A (Refunding) (the “**2016A Bonds**”). The 2016A Bonds are being issued under an Amended and Restated Trust Indenture effective as of March 31, 1999, amending and restating a Trust Indenture dated as of December 1, 1985 (as amended, restated and supplemented, the “**Indenture**”) from the Authority to The Bank of New York Mellon Trust Company, N.A., as successor trustee (the “**Trustee**”).

The 2016A Bonds will be issuable as fully registered bonds in the name of Cede & Co., as registered owner and nominee of The Depository Trust Company, New York, New York (“**DTC**”). DTC will act as securities depository for the 2016A Bonds. Purchasers of the 2016A Bonds will not receive certificates representing their interests in the 2016A Bonds purchased. Principal of and interest on the 2016A Bonds will be paid by the Trustee to DTC, which in turn will remit such principal and interest payments to its participants for subsequent disbursement to the beneficial owners of the 2016A Bonds. As long as Cede & Co. is the registered owner as nominee of DTC, payments on the 2016A Bonds will be made to such registered owner, and disbursement of such payments to beneficial owners will be the responsibility of DTC and its participants. See **APPENDIX E – “BOOK-ENTRY SYSTEM.”**

The 2016A Bonds will mature on December 1 of the years and in the amounts and will bear interest at the rates per annum set forth on the inside cover page, payable on June 1 and December 1 of each year, commencing June 1, 2016. As described herein, the 2016A Bonds are subject to optional redemption prior to maturity. See “**DESCRIPTION OF THE 2016A BONDS – OPTIONAL REDEMPTION.**”

All Bonds issued under the Indenture, including the 2016A Bonds, are payable solely from and secured solely by a pledge of and lien on the Net Revenues (as defined in this Official Statement) and certain other funds as provided in the Indenture. See “**SECURITY AND SOURCES OF PAYMENT FOR THE 2016A BONDS.**”

THE 2016A BONDS AND ANY OTHER BONDS ISSUED UNDER THE INDENTURE DO NOT REPRESENT OR CONSTITUTE A DEBT OF THE AUTHORITY OR OF THE STATE OF ILLINOIS WITHIN THE MEANING OF ANY CONSTITUTIONAL OR STATUTORY LIMITATION OR A PLEDGE OF THE FAITH AND CREDIT OF THE AUTHORITY OR OF THE STATE OF ILLINOIS, OR GRANT TO THE OWNERS OR HOLDERS THEREOF ANY RIGHT TO HAVE THE AUTHORITY OR THE ILLINOIS GENERAL ASSEMBLY LEVY ANY TAXES OR APPROPRIATE ANY FUNDS FOR THE PAYMENT OF THE PRINCIPAL THEREOF OR THE INTEREST THEREON, OTHER THAN AS MAY BE AUTHORIZED UNDER THE TOLL HIGHWAY ACT AND PLEDGED IN ACCORDANCE WITH THE INDENTURE.

The 2016A Bonds are offered for delivery when, as and if issued and received by the Underwriters, subject to withdrawal and modification of the offer without notice and approval of legality by Mayer Brown LLP, Chicago, Illinois, Bond Counsel. Certain legal matters in connection with the 2016A Bonds will be passed upon for the Authority by David A. Goldberg, Esq., Assistant Attorney General and the Authority’s General Counsel, and by the Authority’s special counsel, Foley & Lardner LLP, Chicago, Illinois and for the Underwriters by their counsel, Ice Miller LLP, Chicago, Illinois and Locke Lord LLP, Chicago, Illinois. Certain documents to which the Authority is a party will be approved as to form and constitutionality by the Attorney General of Illinois. It is expected that the 2016A Bonds in definitive form will be available for delivery to DTC on or about January 14, 2016.

RBC Capital Markets

Wells Fargo Securities

Duncan-Williams, Inc.

Janney Montgomery Scott

Siebert Brandford Shank & Co., L.L.C.

William Blair & Company

KeyBanc Capital Markets Inc.

George K. Baum & Co.

Mesirow Financial, Inc.

BAIRD

**MATURITIES, PRINCIPAL AMOUNTS,
INTEREST RATES, YIELDS, PRICES AND CUSIP NUMBERS**

\$333,060,000

**THE ILLINOIS STATE TOLL HIGHWAY AUTHORITY
Toll Highway Senior Revenue Bonds, 2016 Series A (Refunding)**

Dated: Date of Delivery

Due: December 1, as shown below

Maturity (December 1)	Principal Amount	Interest Rate	Yield[*]	Price[*]	CUSIP[†] (452252)
2031	\$52,125,000	4.000%	3.320%	\$105.727	LF4
2031	110,595,000	5.000	3.030	116.832	LH0
2032	170,340,000	5.000	3.070	116.458	LG2

^{*} Priced to first call date (January 1, 2026).

[†] Copyright 2015, American Bankers Association. CUSIP data in this Official Statement are provided by CUSIP Global Services LLC managed on behalf of the American Bankers Association by S&P Capital IQ. The CUSIP numbers listed above are being provided solely for the convenience of the holders of the 2016A Bonds at the time of issuance of the 2016A Bonds and the Authority does not make any representation with respect to such numbers or undertake any responsibility for the accuracy of such numbers. CUSIP numbers may be changed after the issuance of the 2016A Bonds as a result of various subsequent actions including, but not limited to, a refunding in whole or in part of the 2016A Bonds.

THE ILLINOIS STATE TOLL HIGHWAY AUTHORITY
2700 OGDEN AVENUE
DOWNERS GROVE, ILLINOIS 60515-1703
(630) 241-6800

DIRECTORS

Bruce Rauner
Governor of Illinois, *ex officio* director

Randall S. Blankenhorn
Secretary of the Illinois Department of Transportation, *ex officio* director

Robert Schillerstrom
Chairman

James J. Banks
Corey Brooks
Earl Dotson, Jr.
Joseph Gomez

David Gonzalez
Craig Johnson
Nicholas Sauer
James Sweeney

Lisa Madigan
Attorney General of Illinois and
ex officio Attorney for the Authority

Michael W. Frerichs
Treasurer of the State of Illinois and
ex officio Custodian of the Illinois State Toll Highway Authority Fund

EXECUTIVE STAFF

Greg Bedalov
Executive Director

Mike Stone
Chief of Staff

Michael J. Colsch
Chief of Finance

Paul Kovacs
Chief Engineer

David A. Goldberg
Assistant Attorney General
and General Counsel

FINANCIAL ADVISORS

Public Financial Management, Inc.
A.C. Advisory, Inc.

CONSULTING AND TRAFFIC ENGINEERS

AECOM Technical Services, Inc.
Consulting Engineers

CDM Smith Inc.
Traffic Engineer

This Official Statement, which includes the cover page and inside front cover page and appendices, is being used in connection with the offer and sale of the 2016A Bonds and may not be reproduced or be used, in whole or in part, for any other purpose. The information set forth in this Official Statement is believed to be reliable but is not guaranteed as to accuracy or completeness by, and is not to be construed as a representation of, the Underwriters. The Underwriters have provided the following sentence for inclusion in this Official Statement. Each Underwriter has reviewed the information in this Official Statement in accordance with and as part of its respective responsibilities to investors under the federal securities laws as applied to the facts and circumstances of this transaction, but no Underwriter guarantees the accuracy or completeness of such information. The information and expressions of opinion contained in this Official Statement are subject to change without notice and neither the delivery of this Official Statement nor any sale made hereunder shall, under any circumstances, create any implication that there has been no change in the information in this Official Statement pertaining to the Authority and the Tollway System as of any time subsequent to the date of such information. No dealer, sales representative or any other person has been authorized by the Authority or the Underwriters to give any information or to make any representation other than as contained in this Official Statement in connection with the offering it describes and, if given or made, such other information or representation must not be relied upon as having been authorized by the Authority or the Underwriters. This Official Statement does not constitute an offer of any securities other than those described on the cover page or an offer to sell or a solicitation of an offer to buy in any jurisdiction in which it is unlawful to make such offer, solicitation or sale.

This Official Statement should be considered in its entirety. No information or portion of information in this Official Statement should be considered more or less important than any other by reason of its position in this Official Statement. Where statutes, ordinances, reports or other documents are referred to in this Official Statement, reference should be made to such statutes, ordinances, reports or other documents for more complete information regarding the rights and obligations of parties to them, facts and opinions contained in them and their subject matters.

Neither this Official Statement nor any statement that may be made orally or in writing in connection therewith is to be construed as a contract with the registered or beneficial owners of the 2016A Bonds.

This Official Statement contains forecasts, projections and estimates that are based on current expectations or assumptions. If and when included in this Official Statement, the words “expects,” “forecasts,” “projects,” “intends,” “anticipates,” “estimates,” “assumes” and analogous expressions are intended to identify forward-looking statements, and any such statements inherently are subject to a variety of risks and uncertainties that could cause actual results to differ materially from those that have been projected. Such risks and uncertainties which could affect the amount of revenues received include, among others, changes in political, social and economic conditions, federal, state and local statutory and regulatory initiatives, litigation, seismic events, and various other events, conditions and circumstances, many of which are beyond the control of the Authority. These forward-looking statements include, but are not limited to, certain statements contained in the information contained under the captions **“THE TOLLWAY SYSTEM”** and in **APPENDICES B** and **C** and such statements speak only as of the date of this Official Statement. The Authority disclaims any obligation or undertaking to release publicly any updates or revisions to any forward-looking statement contained in this Official Statement to reflect any changes in the Authority’s expectations with regard to such forward-looking statements or any change in events, conditions or circumstances on which any such statement is based.

IN CONNECTION WITH THE OFFERING OF THE 2016A BONDS, THE UNDERWRITERS MAY OVERALLOT OR EFFECT TRANSACTIONS THAT STABILIZE OR MAINTAIN THE MARKET PRICE OF THE 2016A BONDS AT LEVELS ABOVE THE LEVELS THAT MIGHT OTHERWISE PREVAIL IN THE OPEN MARKET. SUCH STABILIZING, IF COMMENCED, MAY BE DISCONTINUED AT ANY TIME WITHOUT NOTICE.

THESE SECURITIES HAVE NOT BEEN REGISTERED UNDER THE SECURITIES ACT OF 1933, AS AMENDED, AND HAVE NOT BEEN APPROVED OR DISAPPROVED BY ANY FEDERAL OR STATE SECURITIES COMMISSION NOR HAS ANY FEDERAL OR STATE SECURITIES COMMISSION PASSED UPON THE ACCURACY OR ADEQUACY OF THIS OFFICIAL STATEMENT. ANY REPRESENTATION TO THE CONTRARY IS A CRIMINAL OFFENSE.

TABLE OF CONTENTS

INTRODUCTORY STATEMENT	1	Renewal and Replacement Program	
PLAN OF FINANCE.....	2	and Improvement Program	34
Refunding of the Refunded Bonds	2	FINANCIAL INFORMATION	36
Future Financing Plans	3	Financial Information Discussion.....	36
ESTIMATED SOURCES AND		Outstanding Indebtedness.....	39
APPLICATIONS OF FUNDS	4	Annual Debt Service Requirements	41
DESCRIPTION OF THE 2016A BONDS	5	Swap Agreements.....	42
General	5	Liquidity and Credit Facilities.....	44
Interest on the 2016A Bonds;		Pro Forma Debt Service Coverage	44
Payment; Authorized		CERTAIN RISK FACTORS	49
Denominations	5	General Factors Affecting Authority	
Optional Redemption	5	Revenues.....	49
Selection of Bonds for Redemption;		Forward Looking Statements; Traffic	
Notice of Redemption	5	Engineer's Report and Consulting	
Bond Registration and Transfers	6	Engineer's Report	49
Mutilated, Lost, Stolen or Destroyed		The Move Illinois Program	50
Bonds	6	Adverse Changes to Third-Party	
SECURITY AND SOURCES OF		Financial Institutions.....	50
PAYMENT FOR THE 2016A		Technological and Other Risk Factors	50
BONDS	6	Loss of Tax Exemption	51
Pledge of Revenues and Funds.....	6	IRS Bond Examinations	51
Toll Covenant	7	Legislative Action	52
Certain Amendments to the Indenture.....	7	LITIGATION.....	52
Flow of Funds.....	8	APPROVAL OF LEGAL	
Debt Reserve Account.....	9	PROCEEDINGS	52
Additional Indebtedness	10	UNDERWRITING	53
Other Covenants	10	FINANCIAL ADVISORS	54
The Trustee.....	10	TRAFFIC AND CONSULTING	
THE AUTHORITY	11	ENGINEERS.....	54
Board of Directors	11	RELATED PARTIES	55
Principal Administrative Personnel	12	RATINGS	56
Organizational Structure.....	14	TAX MATTERS.....	56
Labor Relations	15	Summary of Bond Counsel Opinion	56
Pensions.....	15	Original Issue Discount	57
Other Post-Employment Benefits.....	18	Original Issue Premium.....	57
THE TOLLWAY SYSTEM	19	Sale and Retirement of the 2016A	
Routes.....	19	Bonds	58
Other Limited Access Highways.....	20	Reporting and Backup Withholding	58
Patron Service Areas	20	Change in Federal Tax and State Law.....	58
Toll Collections	21	CONTINUING DISCLOSURE.....	58
Toll Rates	22	Annual Report	60
Historical Toll Transactions and Toll		Events Notification.....	60
Revenues.....	25	Consequences of Failure of the	
Historical Net Operating Revenues	27	Authority to Provide Information	61
THE CAPITAL PROGRAMS.....	30	Amendment; Waiver	61
The Move Illinois Program	30	Termination of Agreement	62
The Congestion-Relief Program.....	31	Additional Information.....	62
Relations with Contractors	32	Dissemination Agent	62
Potential Additional Capital Projects	32	LEGALITY FOR INVESTMENT	62
Condition and Maintenance.....	33	FINANCIAL STATEMENTS	63

TABLE OF CONTENTS

ACCOUNTING AND INVESTMENT

PRACTICES	63
MISCELLANEOUS	63
AUTHORIZATION.....	64

APPENDIX A – Financial Statements	A-1
APPENDIX B – Consulting Engineer’s Report	B-1
APPENDIX C – Traffic Engineer’s Report.....	C-1
APPENDIX D – Summary of Certain Provisions of the Indenture.....	D-1
APPENDIX E – Book-Entry System	E-1
APPENDIX F – Form of Opinion of Bond Counsel	F-1
APPENDIX G – Schedule of Refunded Bonds	G-1

OFFICIAL STATEMENT

\$333,060,000

THE ILLINOIS STATE TOLL HIGHWAY AUTHORITY Toll Highway Senior Revenue Bonds, 2016 Series A (Refunding)

INTRODUCTORY STATEMENT

This Official Statement sets forth certain information concerning The Illinois State Toll Highway Authority (the “**Authority**”), the Tollway System (as defined in this Official Statement) and the Authority’s \$333,060,000 Toll Highway Senior Revenue Bonds, 2016 Series A (Refunding) (the “**2016A Bonds**”). The 2016A Bonds will be issued pursuant to the Toll Highway Act, 605 ILCS 10/1 *et seq.*, as amended (the “**Act**”), creating the Authority, a resolution adopted by the Authority on February 26, 2015, authorizing up to \$375,000,000 in aggregate principal amount of bonds for refunding purposes and a Twenty-Third Supplemental Indenture dated as of January 1, 2016 (the “**Twenty-Third Supplemental Indenture**”), supplementing and amending an Amended and Restated Trust Indenture effective as of March 31, 1999 amending and restating a Trust Indenture dated as of December 1, 1985 (the “**Trust Indenture**”), from the Authority to The Bank of New York Mellon Trust Company, N.A., as successor to J.P. Morgan Trust Company, N.A., and its predecessors, as Trustee (the “**Trustee**”), as previously supplemented and amended by the First through Twenty-Second Supplemental Indentures and the 1996 Amendatory Supplemental Indenture dated as of September 1, 1996 (the “**Amendatory Supplemental Indenture**”). The Trust Indenture, as supplemented, amended and restated from time to time, including by the First through the Twenty-Third Supplemental Indentures and the Amendatory Supplemental Indenture, is referred to herein as the “**Indenture**.” Purchasers of the 2016A Bonds will be deemed to have consented to certain amendments to the Indenture contained in the Seventh through the Twenty-Third Supplemental Indentures and defined herein as the “Transfer Amendments”. See “**SECURITY AND SOURCES OF PAYMENT FOR THE 2016A BONDS – Certain Amendments to the Indenture – Amendments Requiring Bondholder Consent**” and **APPENDIX D – “SUMMARY OF CERTAIN PROVISIONS OF THE INDENTURE – Covenants – Sale, Lease or Encumbrance of Property.”**

Certain capitalized terms used in this Official Statement, unless otherwise defined in this Official Statement, have the meanings set forth in **APPENDIX D – “SUMMARY OF CERTAIN PROVISIONS OF THE INDENTURE – Definitions.”**

The 2016A Bonds are being issued under the Indenture to provide funds that will be used, together with other available funds, to (a) refund in advance of maturity the entire outstanding amount of the Authority’s Toll Highway Senior Priority Revenue Bonds, 2008 Series B (the “**2008B Bonds**”) in aggregate principal amount of \$350,000,000, as more fully described in **APPENDIX G – SCHEDULE OF REFUNDED BONDS**” hereto (the “**Refunded Bonds**”) and (b) pay costs of issuance in connection with the issuance of the 2016A Bonds. See “**ESTIMATED SOURCES AND APPLICATIONS OF FUNDS,**” “**PLAN OF FINANCE**” and “**APPENDIX G – SCHEDULE OF REFUNDED BONDS**” below.

The 2016A Bonds will be secured on a parity with other Senior Bonds of the Authority. After the issuance of the 2016A Bonds and the refunding of the Refunded Bonds with the proceeds thereof, Senior Bonds will consist of the following: (a) \$12,200,000 aggregate principal amount Toll Highway Priority Refunding Revenue Bonds, 1998 Series A (the “**1998A Bonds**”), (b) \$123,100,000 aggregate principal amount Toll Highway Refunding Revenue Bonds, 1998 Series B (the “**1998B Bonds**”), (c) \$350,000,000 aggregate principal amount Toll Highway Variable Rate Senior Priority Revenue Bonds, 2007 Series A-1 (the “**2007A-1 Bonds**”) and \$350,000,000 aggregate principal amount Toll Highway Variable Rate

Senior Priority Revenue Bonds, 2007 Series A-2 (the “**2007A-2 Bonds**” and together with the 2007A-1 Bonds, the “**2007A Bonds**”), (d) \$383,100,000 aggregate principal amount Toll Highway Variable Rate Senior Refunding Revenue Bonds, 2008 Series A-1 (the “**2008A-1 Bonds**”) and \$95,800,000 aggregate principal amount Toll Highway Variable Rate Senior Refunding Revenue Bonds, 2008 Series A-2 (the “**2008A-2 Bonds**” and together with the 2008A-1 Bonds, the “**2008A Bonds**”), (e) \$500,000,000 aggregate principal amount Toll Highway Senior Priority Revenue Bonds, Taxable 2009 Series A (Build America Bonds – Direct Payment) (the “**2009A Bonds**”), (f) \$280,000,000 aggregate principal amount Toll Highway Senior Priority Revenue Bonds, Taxable 2009 Series B (Build America Bonds – Direct Payment) (the “**2009B Bonds**”), (g) \$279,300,000 aggregate principal amount Toll Highway Senior Refunding Revenue Bonds, 2010 Series A-1 (the “**2010A Bonds**”), (h) \$500,000,000 aggregate principal amount Toll Highway Senior Revenue Bonds, 2013 Series A (the “**2013A Bonds**”), (i) \$217,390,000 aggregate principal amount Toll Highway Senior Revenue Bonds, 2013 Series B-1 (Refunding) (the “**2013B-1 Bonds**”), (j) \$378,720,000 aggregate principal amount Toll Highway Senior Revenue Bonds, 2014 Series A (Refunding) (the “**2014A Bonds**”), (k) \$500,000,000 aggregate principal amount Toll Highway Senior Revenue Bonds, 2014 Series B (the “**2014B Bonds**”), (l) \$400,000,000 aggregate principal amount Toll Highway Senior Revenue Bonds, 2014 Series C (the “**2014C Bonds**”), (m) \$264,555,000 aggregate principal amount Toll Highway Senior Revenue Bonds, 2014 Series D (Refunding) (the “**2014D Bonds**”), (n) \$400,000,000 aggregate principal amount Toll Highway Senior Revenue Bonds, 2015 Series A (the “**2015A Bonds**”), (o) subject to issuance on or about December 17, 2015, \$400,000,000 aggregate principal amount Toll Highway Senior Revenue Bonds, 2015 Series B (the “**2015B Bonds**”) and (p) \$333,060,000 aggregate principal amount of the 2016A Bonds. Assuming the issuance of the 2015B Bonds, after the issuance of the 2016A Bonds and the defeasance of the 2008B Bonds, the Senior Bonds will be outstanding in the aggregate principal amount of \$5,767,225,000.

All references in this Official Statement to laws, agreements and documents are qualified in their entirety by reference to such laws, agreements and documents, and all references in this Official Statement to the 2016A Bonds and the Indenture are further qualified in their entirety by reference to their complete terms and the information with respect to them in the Indenture.

PLAN OF FINANCE

Refunding of the Refunded Bonds

The 2016A Bonds are being issued to refund the Refunded Bonds. The Refunded Bonds will be redeemed on January 1, 2018 (the “**Redemption Date**”) from amounts on deposit in escrow as provided below.

To provide for the refunding of the Refunded Bonds, proceeds of the 2016A Bonds, together with certain funds available for the payment of the Refunded Bonds in the Debt Reserve Account established under the Indenture, will be used to provide a beginning cash balance (the “**Beginning Cash**”) and purchase Defeasance Securities, the principal of which, together with earnings thereon, will be sufficient to pay (i) the interest on the Refunded Bonds when due, and (ii) the redemption price of the Refunded Bonds on the Redemption Date. The Beginning Cash, the Defeasance Securities, and any interest earnings thereon, will be held by the Trustee in an escrow account established for the Refunded Bonds (the “**Escrow Account**”). The redemption price and interest on the Refunded Bonds will be payable from the Escrow Account and neither the Beginning Cash, the maturing principal of the Defeasance Securities purchased to refund the Refunded Bonds nor any interest earned thereon will serve as security for or be available for the payment of the principal of or interest on the 2016A Bonds. The accuracy of: (a) the arithmetical computation of the Beginning Cash together with the maturing principal amounts of the Defeasance Securities deposited therein, and interest earnings thereon, to pay when due the interest on and redemption price of the Refunded Bonds and (b) the mathematical computations of yield supporting

the conclusions of Bond Counsel that the 2016A Bonds are not arbitrage bonds under the Internal Revenue Code of 1986, as amended (the “**Code**”), will be verified by Robert Thomas CPA, LLC. Such verification of arithmetical accuracy and mathematical computations shall be based upon information and assumptions supplied by the Underwriters.

Future Financing Plans

In August, 2011, the Authority approved a fifteen-year \$12 billion capital improvement plan known as “Move Illinois: The Illinois Tollway Driving the Future” (the “**Move Illinois Program**”) which established a guide for infrastructure and other capital investments to be made to the Tollway System by the Authority beginning in 2012 through 2026, approved an increase in passenger vehicle toll rates effective January 1, 2012, and affirmed a previously approved increase in commercial vehicle toll rates, the primary portion of which will be phased in over January 1, 2015-2017, after which an annual inflator will be applied, beginning on January 1, 2018, based on the Consumer Price Index for All Urban Consumers as defined by the United States Department of Labor Bureau of Labor Statistics. See “**THE TOLLWAY SYSTEM – Toll Rates**” herein. The Move Illinois Program is designed to fund necessary improvements to maintain the existing Tollway System in a state of good repair and fund new projects to enhance regional mobility. For additional detail on the projects included as part of the Move Illinois Program. See “**THE CAPITAL PROGRAMS – The Move Illinois Program**” herein.

The Authority has issued the 2013A Bonds, 2014B Bonds, 2014C Bonds, and 2015A Bonds in the aggregate principal amount of \$1.8 billion to pay costs of the Move Illinois Program. On or about December 17, 2015, the Authority expects to issue the 2015B Bonds in the aggregate principal amount of \$400,000,000 to pay a portion of the costs of the Move Illinois Program. The 2015B Bonds are expected to be issued pursuant to a resolution adopted by the Authority on September 24, 2015 authorizing up to \$800 million aggregate principal amount of senior lien fixed rate bonds to fund an additional portion of the Move Illinois Program. The Authority currently expects that the remaining costs of the Move Illinois Program will be funded with proceeds from an estimated \$2.5 billion aggregate principal amount of Additional Bonds and other Authority funds.

In addition to the 2016A Bonds, the Authority also currently expects to issue, as Additional Senior Bonds on a parity with the 2016A Bonds, an additional amount of approximately \$900 million of bonds during the years 2016-2017, approximately \$600 million of bonds during the years 2018-2020, and approximately \$1.0 billion of bonds during the years 2021-2022. Amounts and timing are estimated and subject to change.

The Authority has also authorized the early redemption, from funds on hand, of the \$69.2 million of 1998B Bonds maturing on January 1, 2017, which is the final maturity of the 1998B Bonds, and termination of the swap agreements associated with the 1998B Bonds.

The Authority has also authorized the issuance of up to \$570.7 million in aggregate principal amount of senior lien or junior lien fixed rate refunding bonds to refund a portion of the Authority’s \$1.302 billion outstanding 1998B Bonds, 2007A Bonds and/or 2008A Bonds. This authorization by its terms expires on December 31, 2015, but may be extended by the Authority. In addition to refunding its variable rate bonds, the Authority may also consider replacement of one or more of its credit/liquidity providers for its variable rate bonds or interest rate mode conversions of one or more series of its variable rate bonds. See “**FINANCIAL INFORMATION—Liquidity and Credit Facilities**” herein.

The Authority may take action from time to time in the future to extend or supplement the authorizations described in the preceding paragraphs or adopt new authorizations for additional indebtedness. Issuance of additional indebtedness will be subject to compliance with the requirements for

additional indebtedness set forth in the Indenture. See **APPENDIX D – “SUMMARY OF CERTAIN PROVISIONS OF THE INDENTURE – Additional Indebtedness.”**

The Authority may enter into hedging instruments in connection with the issuance of future bonds. The Authority has entered into hedging agreements in connection with certain of its existing variable rate bonds. See **“FINANCIAL INFORMATION—Swap Agreements”** herein.

ESTIMATED SOURCES AND APPLICATIONS OF FUNDS

The estimated sources and applications of the proceeds of the 2016A Bonds and other available funds are set forth below:

SOURCES

Principal Amount of 2016A Bonds	\$333,060,000.00
Original Issue Premium.....	49,635,106.35
Transfer from Debt Reserve Account.....	<u>139,140.00</u>
Total	\$382,834,246.35

APPLICATIONS

Escrow for Refunded Bonds.....	\$381,246,780.91
Costs of Issuance ⁽¹⁾	<u>1,587,465.44</u>
Total	\$382,834,246.35

⁽¹⁾ Includes Underwriters' Discount.

[REMAINDER OF PAGE INTENTIONALLY LEFT BLANK]

DESCRIPTION OF THE 2016A BONDS

General

The 2016A Bonds will be issued in the aggregate principal amount of \$333,060,000 and will be dated the date of issuance thereof, and will bear interest at the rates per annum shown on the inside front cover page of this Official Statement to the maturity dates shown on the inside front cover page of this Official Statement.

Interest on the 2016A Bonds; Payment; Authorized Denominations

The 2016A Bonds shall bear interest at the rates per annum set forth on the inside front cover page of this Official Statement (computed on the basis of a 360-day year composed of twelve 30-day months), payable on each June 1 and December 1, commencing June 1, 2016.

The principal and Redemption Price of the 2016A Bonds shall be payable in lawful money of the United States of America upon surrender of such 2016A Bonds to the Trustee. Interest on the 2016A Bonds shall be payable by check or bank draft mailed or delivered by the Trustee to the Registered Owners as the same appear on the registration books of the Authority maintained by the Trustee as of the applicable Record Date or, in the case of a Registered Owner of \$1,000,000 or more in aggregate principal amount of 2016A Bonds who so elects, by wire transfer of funds.

The 2016A Bonds will be issued in denominations of \$5,000 and integral multiples of such amount (an “**Authorized Denomination**”).

Optional Redemption

The 2016A Bonds are subject to redemption at the option of the Authority on or after January 1, 2026 in whole or in part, and if in part in Authorized Denominations, and in any order of maturity designated by the Authority, at a redemption price equal to 100% of the principal amount of the 2016A Bonds called for redemption plus accrued interest, if any, to the redemption date.

Selection of Bonds for Redemption; Notice of Redemption

If less than all of the 2016A Bonds are to be redeemed, the particular 2016A Bonds or portions of 2016A Bonds to be redeemed shall be selected by the Authority in a principal amount designated to the Trustee by the Authority; *provided, however*, that (i) in the case of the redemption of less than all of the 2016A Bonds of a single maturity, such redemption shall be by lot in such manner as the Trustee may determine among such 2016A Bonds and (ii) the portion of any 2016A Bond to be redeemed shall be in a principal amount equal to an Authorized Denomination.

Notice of any redemption of 2016A Bonds will be given by the Trustee by registered or certified mail, postage prepaid, to the Registered Owner of any 2016A Bonds to be redeemed not fewer than 30 days prior to the redemption date. Neither failure to give notice by mail nor defect in any notice so mailed in respect of any 2016A Bond will affect the validity of any proceedings for redemption of any other 2016A Bonds with respect to which notice was properly given. No further interest will accrue on the principal of any 2016A Bonds properly called for redemption after the redemption date if payment of the Redemption Price thereof has been duly provided for, and the Registered Owners of such 2016A Bonds will have no rights with respect to such 2016A Bonds nor will they be entitled to the benefits of the Indenture except to receive payment of the Redemption Price thereof and unpaid interest accrued to the date fixed for redemption.

Bond Registration and Transfers

For a description of the procedure to transfer ownership of a 2016A Bond while in the book-entry only system, see **APPENDIX E – “BOOK-ENTRY SYSTEM.”** Subject to the limitations described below, the 2016A Bonds are transferable upon surrender thereof at the Principal Office of the Trustee, accompanied by a written instrument or instruments of transfer in form satisfactory to the Trustee and duly executed by, the Bondholder or such Bondholder’s attorney duly authorized in writing. Any 2016A Bond, upon surrender of such 2016A Bond at the Principal Office of the Trustee, shall be exchanged for an equal aggregate principal amount of 2016A Bonds of any Authorized Denomination of the 2016A Bond being surrendered. The Trustee may charge a fee sufficient to cover any tax, fee or other governmental charge in connection with any exchange or transfer of any Bond.

The Trustee is not required to make any transfer or exchange of any 2016A Bond during the period between each Record Date and the next succeeding interest payment date of such 2016A Bonds, or after such 2016A Bond has been called for redemption.

Mutilated, Lost, Stolen or Destroyed Bonds

If any 2016A Bond is mutilated, lost, stolen or destroyed, the Authority shall execute and the Trustee shall authenticate a new 2016A Bond; *provided, however*, that the Authority and the Trustee shall require satisfactory indemnification prior to authenticating a new 2016A Bond and the Trustee shall require satisfactory evidence of the ownership and the loss, theft or destruction of the affected 2016A Bond. The expense of issuing a substitute 2016A Bond in place of a mutilated, lost, stolen or destroyed 2016A Bond shall be borne by the Registered Owner.

SECURITY AND SOURCES OF PAYMENT FOR THE 2016A BONDS

The following is a summary of certain provisions of the Indenture relating to the 2016A Bonds and other Bonds issued under the Indenture. A more detailed summary of such provisions is included in **APPENDIX D – “SUMMARY OF CERTAIN PROVISIONS OF THE INDENTURE.”**

Pledge of Revenues and Funds

All Bonds issued under the Indenture, including the 2016A Bonds, are payable solely from and secured solely by a pledge of and lien on the Net Revenues of the Tollway System and certain other funds as provided in the Indenture.

THE 2016A BONDS AND ANY OTHER BONDS ISSUED UNDER THE INDENTURE DO NOT REPRESENT OR CONSTITUTE A DEBT OF THE AUTHORITY OR OF THE STATE OF ILLINOIS WITHIN THE MEANING OF ANY CONSTITUTIONAL OR STATUTORY LIMITATION OR A PLEDGE OF THE FAITH AND CREDIT OF THE AUTHORITY OR THE STATE OF ILLINOIS, OR GRANT ANY RIGHT TO HAVE THE AUTHORITY OR THE ILLINOIS GENERAL ASSEMBLY LEVY ANY TAXES OR APPROPRIATE ANY FUNDS FOR THE PAYMENT OF THE PRINCIPAL OF, PREMIUM, IF ANY, OR INTEREST WITH RESPECT THERETO, OTHER THAN AS AUTHORIZED UNDER THE ACT AND PLEDGED IN ACCORDANCE WITH THE INDENTURE. The Act provides that neither the directors of the Authority nor any person executing the 2016A Bonds shall be liable personally on the 2016A Bonds or be subject to any personal liability or accountability by reason of the issuance of the 2016A Bonds.

Toll Covenant

The Authority covenants in the Indenture that in each Fiscal Year tolls will at all times be set so that Net Revenues will at least equal the Net Revenue Requirement for such Fiscal Year, comprised of the amount necessary to cure deficiencies, if any, in the Debt Service Account and Debt Reserve Account, plus the greater of (i) the sum of Aggregate Debt Service (defined to include all debt service on Senior Bonds), the Junior Bond Revenue Requirement and the Renewal and Replacement Deposit for such period or (ii) 1.3 times the Aggregate Debt Service for such period. Under the Act, the Authority has the exclusive right to determine, fix, impose and collect tolls for the use of the Tollway System. Such tolls are required under the Act to be fixed at rates calculated to provide the lowest reasonable toll rates to provide funds that will be sufficient, together with other revenues of the Authority, to pay the costs of any authorized new construction and the reconstruction, major repairs or improvements to the Tollway System and the costs of operating and maintaining the Tollway System and paying debt service on all outstanding bonds. There is no other State of Illinois executive, administrative or regulatory body or regional or local governmental or regulatory body with the authority to limit or restrict such rates and charges.

Certain Amendments to the Indenture

Amendment Requiring Bondholder Consent. Each Supplemental Indenture of the Authority, beginning with the Seventh Supplemental Indenture through the Twenty-Third Supplemental Indenture, amends the Indenture, subject to receipt of consent of the owners of the requisite principal amount of Bonds Outstanding on the date of such consent (as described below) and certain Providers, to permit the Authority to sell, lease, encumber or otherwise transfer all or a portion of the Tollway System (a “**Transfer**”) upon delivery to the Trustee of, among other items, (i) an opinion of bond counsel to the effect that the Transfer complies with the provisions of the Act and the Indenture and will not cause interest on any Senior Bonds or Junior Bonds Outstanding immediately prior to the Transfer or on any Subordinated Indebtedness to become subject to Federal income taxation, (ii) evidence that the Transfer will not adversely affect the rating on any Bonds Outstanding immediately prior to the Transfer, (iii) a certificate of the Traffic Engineers estimating toll receipts for the portion of the Tollway System that has not been conveyed (the “**Remaining Tollway System**”), (iv) a certificate of the Consulting Engineers estimating Operating Expenses and Renewal and Replacement Deposits for the Remaining Tollway System, and (v) a certificate of the Authority based upon the certificates of the Traffic Engineers and the Consulting Engineers stating, among other things, that for the then current and each of the next ten Fiscal Years the Net Revenues allocable to the Remaining Tollway System will be not less than the greater of (A) one and one-half (1.5) times the Aggregate Debt Service and the Junior Bond Revenue Requirement (excluding, in each case, bond interest, the payment of which shall have been provided by payments or deposits from Bond proceeds) allocable to the Remaining Tollway System for each such Fiscal Year (the “**Remaining Tollway System Debt Service**”) and (B) the sum of the Remaining Tollway System Debt Service and the Renewal and Replacement Deposit for each such Fiscal Year. See **APPENDIX D – “SUMMARY OF CERTAIN PROVISIONS OF THE INDENTURE – Covenants – Sale, Lease or Encumbrance of Property.”**

The amendment described in the preceding paragraph (the “**Transfer Amendment**”) and more fully described in **APPENDIX D** shall not become effective until such time as the Authority has obtained the consents of (i) any Providers with respect to the Senior Bonds and Refunding Bonds outstanding at the time such consent is given, and (ii) the consents of the Holders of at least a majority in principal amount of the Senior Bonds and of at least a majority in principal amount of the Junior Bonds Outstanding at the time such consent is given. The Authority has not issued any Junior Bonds. The Authority has received the consent of the requisite bondholders but not the Providers. The Transfer

Amendment is not yet effective. See **APPENDIX D – “SUMMARY OF CERTAIN PROVISIONS OF THE INDENTURE – Supplemental Indentures.”**

EACH PURCHASER OF THE 2016A BONDS SHALL BE DEEMED TO HAVE CONSENTED TO THE TRANSFER AMENDMENT BY ITS PURCHASE OF THE 2016A BONDS.

Flow of Funds

The Authority covenants to deliver all Revenues (other than investment income, unless otherwise directed by the Indenture) to the Treasurer of the State of Illinois (the “Treasurer”), within five Business Days after receipt, for deposit in the Revenue Fund. On or before the 20th day of each month the Treasurer, at the direction of the Authority, will transfer or apply the balance in the Revenue Fund not previously transferred or applied in the following order of priority:

First, to the Operating Sub-Account of the Maintenance and Operation Account;

Second, to the Operating Reserve Sub-Account of the Maintenance and Operation Account;

Third, to the Interest Sub-Account, Principal Sub-Account and Redemption Sub-Account of the Debt Service Account, for deposits relating to the Senior Bonds;

Fourth, to the Provider Payment Sub-Account of the Debt Service Account to pay Costs of Credit Enhancement or Qualified Hedge Agreements for Senior Bonds or to reimburse Providers of Credit Enhancement or Qualified Hedge Agreements for Senior Bonds for payments of principal or interest made by such Providers and fees of such Providers and to make termination payments then due and owing with respect to any such Credit Enhancement or Qualified Hedge Agreements outstanding prior to the effective date of the Seventh Supplemental Indenture (June 22, 2005), which contained an amendment establishing the Termination Account (but no such deposit for any termination payment for a Qualified Hedge Agreement shall be made if there is any deficiency in the Debt Reserve Account);

Fifth, to the Debt Reserve Account;

Sixth, to any Junior Bond Debt Service Account or any Junior Bond Debt Reserve Account;

Seventh, to the Termination Payment Account to pay termination payments then due and owing with respect to Credit Enhancement and Qualified Hedge Agreements executed and delivered on or after the effective date of the amendment establishing the Termination Account (June 22, 2005);

Eighth, to the Renewal and Replacement Account;

Ninth, at the direction of the Authority, to the Improvement Account; and

Tenth, the balance of such amounts in the Revenue Fund, to the System Reserve Account.

The flow of funds is further described in **APPENDIX D – “SUMMARY OF CERTAIN PROVISIONS OF THE INDENTURE – Flow of Funds.”**

Debt Reserve Account

The Indenture establishes one Debt Reserve Account for all outstanding Senior Bonds. Amounts on deposit in the Debt Reserve Account are required to be used by the Trustee to cure any deficiencies arising from time to time in the Debt Service Account with respect to payment of interest or principal (including Sinking Fund Installments) on Senior Bonds.

Concurrently with the delivery of the 2016A Bonds, there will be on deposit in the Debt Reserve Account an amount sufficient to meet the Debt Reserve Requirement for the Senior Bonds. The Debt Reserve Requirement is the maximum annual Aggregate Debt Service for any Fiscal Year for all Outstanding Senior Bonds.

Under the Indenture, the Authority may deliver a surety bond, insurance policy, letter of credit or other credit facility meeting the requirements of the Indenture (a “**Reserve Account Credit Facility**”) to the Trustee to meet all or a part of the Debt Reserve Requirement. For a description of the requirements of a Reserve Account Credit Facility, see **APPENDIX D – “SUMMARY OF CERTAIN PROVISIONS OF THE INDENTURE – Flow of Funds – Debt Reserve Account.”**

In November 2008, the Authority applied funds in the Debt Reserve Account to obtain a surety bond qualifying under the Indenture as a Reserve Account Credit Facility from Berkshire Hathaway Assurance Corporation (“**BHAC**”) in the stated amount of \$100,000,000 (the “**BHAC Surety**”) and for a term expiring January 1, 2033 to satisfy a portion of the Debt Reserve Requirement. The BHAC Surety is guaranteed by Columbia Insurance Company (“**Columbia**”), which is an affiliate of BHAC. Moody’s Investors Service and Standard & Poor’s, a Division of The McGraw-Hill Companies, currently rate each of BHAC and Columbia as “Aa1” and “AA+”, respectively. A.M. Best Company (“**A.M. Best**”) currently rates Columbia with a Financial Strength Rating of “A++” and an Issuer Credit Rating of “aaa,” both of which are the highest A.M. Best ratings for those categories. A.M. Best does not rate BHAC.

Upon issuance of the 2016A Bonds and the application of the proceeds thereof, the applicable Debt Reserve Requirement will equal \$448,683,004. On the date of issuance of the 2016A Bonds, the aggregate amount of cash and permitted investments on deposit in the Debt Reserve Account, together with any surety bonds or other instruments constituting a Reserve Account Credit Facility, will be not less than the Debt Reserve Requirement.

In the event the balance in the Debt Reserve Account is less than the Debt Reserve Requirement, the Treasurer, at the direction of the Authority, is required to transfer monthly to such Account from the Revenue Fund, subject to certain prior transfers as described above under “**SECURITY AND SOURCES OF PAYMENT FOR THE 2016A BONDS – Flow of Funds,**” the amount necessary to maintain the balance in the Debt Reserve Account equal to the Debt Reserve Requirement. In the event the amount to the credit of the Debt Reserve Account, including the amount of any Reserve Account Credit Facility, and after making any required reimbursement to a Provider of a Reserve Account Credit Facility, exceeds the Debt Reserve Requirement, the excess may be transferred as provided in the Indenture and summarized under **APPENDIX D – “SUMMARY OF CERTAIN PROVISIONS OF THE INDENTURE – Flow of Funds – Debt Reserve Account.”**

Additional Indebtedness

The Indenture permits the Authority to incur additional indebtedness, including Senior Bonds on parity with the 2016A Bonds and other Outstanding Senior Bonds, Junior Bonds and Subordinated Indebtedness. Additional Senior Bonds may be issued for the purposes of (a) paying Costs of Construction of Projects (which include modifications and enhancements to the existing Tollway System, as well as System Expansion Projects and Renewal and Replacements), (b) refunding or prepaying at or prior to maturity Senior Bonds or any other obligations of the Authority issued or entered into for purposes for which Senior Bonds may be issued, (c) making deposits to the Debt Reserve Account or acquiring a Reserve Account Credit Facility, (d) paying interest on any Bond, (e) paying any costs of issuing Senior Bonds, and (f) paying Costs of Credit Enhancement and Qualified Hedge Agreements for Additional Senior Bonds. The requirements relating to the incurrence of additional indebtedness are described in this Official Statement in **APPENDIX D – “SUMMARY OF CERTAIN PROVISIONS OF THE INDENTURE – Additional Indebtedness.”**

The Authority is also authorized by the Indenture to issue one or more series of Junior Bonds or Subordinated Indebtedness for any purpose for which Senior Bonds may be issued without satisfying the Additional Senior Bonds test.

Other Covenants

The Authority covenants in the Indenture not to (i) issue any bonds or other evidences of indebtedness (other than Senior Bonds, Junior Bonds and Subordinated Indebtedness) secured by a pledge of or lien on Net Revenues or the moneys, securities or funds set aside under the Indenture; (ii) create any lien or charge on Net Revenues or the moneys, securities or funds set aside under the Indenture except for (a) evidences of indebtedness payable from moneys in the Construction Fund as part of the Cost of Construction of any Project and (b) Subordinated Indebtedness; or (iii) sell, lease or otherwise dispose of or encumber the Tollway System except as provided in the Indenture. See **APPENDIX D – “SUMMARY OF CERTAIN PROVISIONS OF THE INDENTURE – Covenants – Sale, Lease or Encumbrance of Property.”** The Authority also covenants, among other things, to prepare an annual budget, to operate the Tollway System in a sound and economical manner, to maintain the Tollway System, to maintain insurance and to keep proper books and records.

The Trustee

The Indenture contains provisions regarding the designation of a successor trustee by the Authority and the assumption by a successor without Authority action of the trusteeship resulting from the transfer of substantially all of the corporate trust business of the Trustee. See **APPENDIX D – “SUMMARY OF CERTAIN PROVISIONS OF THE INDENTURE – Removal or Merger or Consolidation of Trustee.”**

The Indenture grants to the Trustee the right to act on behalf of the owners of the 2016A Bonds and other Outstanding Senior Bonds and any Outstanding Junior Bonds if an Event of Default occurs. The rights of owners of Bonds to bring direct action are limited as provided in the Indenture, but owners may bring direct action in the event of a default in the payment of Debt Service. See **APPENDIX D – “SUMMARY OF CERTAIN PROVISIONS OF THE INDENTURE – Events of Default – Proceedings Brought By Trustee.”**

THE AUTHORITY

The Authority was created under the Act as an instrumentality and administrative agency of the State of Illinois (“the “**State**”) to provide for the construction, operation, regulation and maintenance of a system of toll highways within the State. Under the Act, on April 1, 1968, the Authority assumed all the obligations, powers, duties, functions and assets of its predecessor agency, the Illinois State Toll Highway Commission. The Act authorizes the issuance of revenue bonds for the purposes, among others, of financing expansions of the Tollway System and reconstruction of and improvements to the Tollway System, and authorizes the issuance of refunding bonds for the purpose of refunding any bonds of the Authority then outstanding at maturity or on any redemption date.

The Authority is empowered to enter into contracts; to acquire, own, use, hire, lease, operate and dispose of personal and real property, including rights-of-way, franchises and easements; to establish and amend resolutions, by-laws, rules, regulations and to fix and revise tolls; to acquire, construct, relocate, operate, regulate and maintain the Tollway System; to exercise the power of eminent domain; and to contract for services and supplies, including services and supplies for the various patron service areas on the Tollway System.

Board of Directors

The Authority is governed by an 11-member Board of Directors that includes the Governor of Illinois and the Secretary of the Illinois Department of Transportation, *ex officio*. Nine directors are appointed by the Governor, with the advice and consent of the Illinois Senate, from the State at large with a goal of maximizing representation from the areas served by the Tollway System. These nine directors are appointed for a term of four years, or in the case of an appointment to fill a vacancy, the unexpired term. No more than five directors may be from the same political party. Of the directors appointed by the Governor, one is appointed by the Governor as Chairman of the Authority.

[REMAINDER OF PAGE INTENTIONALLY LEFT BLANK]

The present directors, their terms of office and occupations are listed below.

Name	Initial Appointment[*]	Expiration of Current Term^{**}	Occupation
Governor Bruce Rauner, <i>ex officio</i>	—	—	Governor of the State of Illinois
Secretary Randall S. Blankenhorn, <i>ex officio</i>	—	—	Secretary, Illinois Department of Transportation
Robert Schillerstrom, Chairman	May 25, 2015	May 1, 2017	Attorney at Law ^{***}
James J. Banks	October 27, 1993	May 1, 2017	Attorney at Law
Corey Brooks	July 20, 2015	May 1, 2019	Senior Pastor, New Beginnings Church
Earl Dotson, Jr.	June 28, 2013	May 1, 2017	Chief of Communications, Rockford Public School District 205
Joseph Gomez	May 25, 2015	May 1, 2019	Senior Executive, Byline Bank
David Gonzalez	October 28, 2011	May 1, 2019	Mayor, City of Chicago Heights
Craig Johnson	May 25, 2015	May 1, 2019	Mayor, Elk Grove Village
Nicholas A. Sauer	May 25, 2015	May 1, 2019	Partner, Scarsdale Marketing
James Sweeney	October 28, 2011	May 1, 2017	Vice President, International Union of Operating Engineers

* Each of the May 25, 2015 and the July 20, 2015 appointments, and the reappointment on May 25, 2015 of Director Gonzalez, is subject to Illinois Senate confirmation. Any appointment/reappointment not acted upon by the Illinois Senate within 60 session days shall be deemed to have received the advice and consent of the Illinois Senate.

** In accordance with Public Act 97-582 a director shall not continue in office longer than 60 calendar days after the expiration of that term of office, unless reappointed and qualified in accordance with law.

*** See “**RELATED PARTIES**” herein.

Principal Administrative Personnel

The Board of Directors of the Authority appoints an Executive Director and employs certain other personnel to administer the Tollway System and implement its policies. The following individuals are the principal administrative personnel of the Authority:

Greg Bedalov, Executive Director. Mr. Bedalov was appointed Executive Director of the Authority on June 25, 2015. Prior to joining the Authority, Mr. Bedalov led economic development efforts in DuPage County as President and Chief Executive Officer of Choose DuPage, a public-private venture that works to attract businesses and promote job creation and economic growth in DuPage County. Before joining Choose DuPage, Mr. Bedalov gained local economic development experience as the President of the Downers Grove Economic Development Corporation. Prior to that, he was the director of global business development and North American sales and marketing for Pulsafeeder. Mr. Bedalov sits on numerous boards and committees including the DuPage Workforce Development Board, the DuPage County Convention and Visitors Bureau, the Midwestern University Advisory Board for the College of Dentistry, Citizens for American Manufacturing, Chicago Metro Metal Consortium, and the Chicagoland Metro Export Initiative. Mr. Bedalov has a B.A. Degree from University of Illinois at Chicago.

Michael J. Colsch, Chief of Finance. Mr. Colsch has been Chief of Finance of the Authority since April, 2003. As Chief of Finance, Mr. Colsch has had a lead role in managing financing of the Authority’s Congestion Relief Program which commenced in 2005 and Move Illinois Program which

commenced in 2012. Prior to joining the Authority, Mr. Colsch was employed by the Illinois Bureau of the Budget and has been involved in major capital program planning and financing for over twenty years. He has managed the State's general obligation, Build Illinois, Illinois First and civic center bonding programs. Mr. Colsch has a M.A. Degree in Economics from Western Illinois University and a B.A. Degree in Economics from Loras College in Dubuque, Iowa.

David A. Goldberg, Assistant Attorney General and General Counsel to the Authority. Mr. Goldberg was appointed General Counsel of the Authority in February 2012. Prior to his appointment, from 2005-2011, Mr. Goldberg served as General Counsel to an international group of insurance underwriting companies which were owned by the Aon organization, and later the ACE Group of companies. These businesses included Combined Insurance Company of America, and its worldwide affiliates, Combined Life Insurance Company of New York, and Sterling Life Insurance Company. Mr. Goldberg was eventually appointed to the Board of Directors for each of these companies. From 2000-2005, he held the position of Executive Vice President and General Counsel of ChoiceParts, LLC, an automotive technology joint venture comprised of publicly held companies ADP, Reynolds and Reynolds and CCC Information Services. Mr. Goldberg began his legal career in 1993 at the law firm Sidley & Austin, where his practice included commercial litigation, insurance and reinsurance counseling, and corporate reorganization. He graduated from Washington University School of Law in 1993, and the University of Michigan in 1990.

Paul Kovacs, P.E., Chief Engineer. Mr. Kovacs has been Chief Engineer since November, 2007. As Chief Engineer of the Authority, Mr. Kovacs is responsible for the organization of the Engineering Department, including policies, procedures, and performance, to ensure the integrity and safety of the Tollway infrastructure and the implementation of the Move Illinois and Congestion-Relief Programs. He oversees a staff of engineers and consultants and manages the Engineering Department with a combined staff of approximately 500 employees. Mr. Kovacs joined the Authority in 1999. As Deputy Chief and Deputy Program Manager, he successfully managed the high profile conversion to open road tolling under extremely tight deadlines. Mr. Kovacs has also overseen much of the Tri-State and I-88 rehabilitation under the Congestion-Relief Program. Mr. Kovacs received his B.S. Degree in Civil Engineering from the University of Illinois at Urbana-Champaign. He is a Registered Professional Engineer in the States of Illinois and Michigan.

Michael Stone, Chief of Staff. Mr. Stone was appointed as Chief of Staff in July 2011, after joining the Authority in February 2011. As Chief of Staff, Mr. Stone reports directly to the Executive Director and is responsible for the execution and monitoring of Authority objectives, policies, guidelines and programs and insuring the Executive Director's goals and objectives are comprehensively addressed among the Authority's 1500 employees. Prior to joining the Authority, Mr. Stone served as the Chief Deputy Assessor/Chief of Staff for the Cook County, Illinois Assessor's Office and served in various capacities during his 8-year term, including as Chief Legal Counsel to the Cook County Assessor. His duties included advising the office on all matters of taxation, public policy, law, and capital planning and spending and serving on Mayor Richard M. Daley's Task Force on Tax Reform, Assessor's designee to the State of Illinois' Committee on Property Tax Reform and the keystone leader of the John D. and Catherine T. MacArthur Foundation Preservation Compact Task Force. He was also elected as a director of the International Association of Assessing Officers, the premier 7,000-member international organization on property taxation. Previously, he was in private practice at the law firms of Kirkland & Ellis and Cotsirilos, Tighe and Streicker, where he specialized in transactional work and finance. He has a B.A. in Economics and Government from Harvard University and a J.D. from The University of Chicago Law School.

Organizational Structure

The Authority's organizational structure consists of 14 departments consisting of Administration, Business Systems, Communications, Diversity and Strategic Development, Executive Office and Directors, Engineering, Finance, Illinois State Police District 15, Information Technology, Inspector General, Internal Audit, Legal, Procurement and Toll Operations. The Executive Director manages the day-to-day operations of the Authority. Authority department chiefs report to the Executive Director except for the Toll Highway Inspector General who, in accordance with the Act, reports to the Board of Directors with respect to the operation of the Inspector General's Office, which is an independent office of the Authority. The Commander of District 15 of the State Police also reports to the Superintendent of the State Police, and the General Counsel to the Authority also reports to the Attorney General of the State of Illinois.

The Administration Department is responsible for the development and implementation of administrative policies and procedures and employee compliance therewith.

The Business Systems Department is responsible for overseeing the open road tolling system and collecting toll revenue from toll violators, assessing fines and imposing sanctions. The Business Systems Department's responsibilities also include the customer service associated with electronic toll collection.

The Communications Department is responsible for external and internal communications between the Authority and its constituents, including patrons, news media, elected and appointed officials, the general public and employees.

The Diversity and Strategic Development Department is responsible for increasing access to economic opportunities for small businesses and disadvantaged, veteran-, minority- and women-owned business enterprises in construction contracting, construction-related consulting and the supply of other goods and services.

The Executive Office and Directors Department manages Tollway affairs consistent with the Act.

The Engineering Department is responsible for the design, construction and maintenance of the roadway. It also coordinates with community groups, government agencies, and planning organizations on transportation and land-use policy.

The Finance Department is responsible for general accounting, budgeting, treasury functions, financial reporting, accounts payable, toll audit, payroll, risk management and debt management. In addition, the Finance Department manages certain investments of the Authority.

Illinois State Police District 15 is one of 21 districts of the Illinois State Police, responsible for providing comprehensive law enforcement services. The entire Tollway System comprises District 15. State police patrol the Tollway System to enforce speed limits and traffic laws, assist disabled motorists, and provide special details for operations, such as overweight vehicle enforcement.

The Information Technology Department is responsible for planning, directing, managing and controlling information technologies and telecommunications throughout the Authority.

The Inspector General's Office is responsible for investigating allegations of waste, inefficiencies, fraud, corruption, misconduct and mismanagement in the day-to-day operations of the Authority. In accordance with the Act the Inspector General is separately appointed by the Governor,

with the advice and consent of the Illinois State Senate by the concurrence of three-fifths of the elected members by a record vote, and serves a five-year term.

The Internal Audit Department recommends policies and procedures to ensure that the Authority's Board members and employees, contractors and/or vendors adhere to all state and federal laws and internal rules and regulations.

The Legal Department is a Bureau of the Office of the Attorney General of the State of Illinois. The Attorney General is, by law, the legal advisor and attorney for the Authority.

The Procurement Department is responsible for purchasing and procurement issues and is authorized to execute contracts and place orders for goods and services. Additionally, the Procurement Department is responsible for warehousing.

The Toll Operations Department is responsible for providing the necessary resources and services to maintain the Authority's toll operations and facilities, as well as managing the collection and counting of cash tolls.

Labor Relations

As of October 1, 2015, unions represent approximately 1,237 of the Authority's 1,454 employees. The Authority currently has a collective bargaining agreement with the State and Municipal Teamsters, Chauffeurs, and Helpers Union Local 700, representing approximately 429 highway maintenance personnel (the "**Teamsters**") that runs from October 1, 2014 through February 28, 2018. In addition, the Authority has entered into two separate collective bargaining agreements with the Metropolitan Alliance of Police ("**MAP 135 & 336**") representing 24 employees. The Authority's agreement with MAP 336, the MAP's Civilian Call Takers, runs from November 1, 2014 through October 31, 2018. The agreement with MAP 135, the MAP's Telecommunicators, runs from May 1, 2013 through April 30, 2017. The Authority also employs approximately 547 employees represented by the Service Employees International Union Local 73 ("**SEIU**"). The SEIU bargaining unit includes toll collectors; money room employees; and clerks, custodians, and warehouse workers. The current collective bargaining agreement with SEIU, runs from January 1, 2013 through December 31, 2017. The final group of employees, approximately 237 professional and non-professional white collar employees, is represented by the American Federation of State, County and Municipal Employees, Council 31 ("**AFSCME**") Local 3883 and the agreement with AFSCME runs from January 1, 2014 through December 31, 2017.

Pensions

Substantially all of the Authority's employees participate in the State Employees' Retirement System of Illinois ("**SERS**"), a single-employer, public employee defined-benefit pension plan. The benefits paid by SERS are funded primarily through contributions made by employees participating in SERS, contributions made by the State (the "**State Contribution**") actuarially calculated pursuant to the provisions of the Illinois Pension Code, as amended (the "**Pension Code**"), and investment returns on the assets held by SERS. The Authority pays a portion of the State Contribution determined through application of a percentage applied to the salary of the Authority's employees participating in SERS (the "**Authority Contribution**"). See "*Contributions by the State and the Authority*" below.

SERS is governed by a 13-member Board of Trustees, consisting of the Illinois Comptroller, six trustees appointed by the Governor with the advice and consent of the Illinois Senate, four trustees elected by SERS members, and two trustees appointed by SERS retirees. As of June 30, 2014, SERS had an unfunded actuarial accrued liability ("**UAAL**") of \$26,211,232,232 and a funded ratio (the "**Funded**

Ratio”) of 33.7%, each calculated on an actuarial basis. On October 27, 2015 SERS released a preliminary annual actuarial valuation as of June 30, 2015, which calculates the UAAL and Funded Ratio as of such date to be \$26,001,674,152 and 36.2%, respectively.

Additional information regarding SERS, including a review of SERS’ funding, pension benefit provisions, changes in benefit provisions, employee eligibility requirements including eligibility for vesting, and the authority under which benefit provisions are established, are included in the SERS comprehensive annual financial report (“**CAFR**”) for its fiscal year ended June 30, 2014. The SERS CAFR is available on its website, <http://srs.illinois.gov>, or by request to State Employees Retirement System, 2101 S. Veterans Parkway, Springfield, Illinois 62794-9255. Neither the content of the SERS CAFR nor the SERS website is incorporated in this Official Statement by reference.

Contributions by the State and the Authority

The State Contribution is calculated by an actuary pursuant to the provisions of the Pension Code. The Pension Code requires the State to contribute annually the level percent of payroll necessary to allow SERS to achieve a 90% funded ratio by State fiscal year 2045.

SERS establishes an employer contribution rate to be applied to fund the State Contribution. The employer contribution rate is expressed as a percentage of payroll for the upcoming fiscal year based on the required contribution for that fiscal year, the estimated payroll of eligible employees, and the recommendations of the actuary. The following table lists the employer contribution rates established by SERS for State fiscal years 2010-2016:

<u>Dates Applicable</u>	<u>Employer Contribution Rate</u>
July 1, 2009 – June 30, 2010	28.377%
July 1, 2010 – June 30, 2011	27.988%
July 1, 2011 – June 30, 2012	34.190%
July 1, 2012 – June 30, 2013	37.987%
July 1, 2013 – June 30, 2014	40.312%
July 1, 2014 – June 30, 2015	42.339%
July 1, 2015 – June 30, 2016	45.598%

On October 27, 2015, SERS released a preliminary estimate of the employer contribution rate for the year ending June 30, 2017, estimated at 44.568%. Such preliminary estimate is subject to actuarial review and change, and is expected to be finalized in January 2016.

The Authority pays the portion of the State Contribution to SERS related to the Authority’s payroll, calculated pursuant to the applicable contribution rate set forth above. The Authority’s contributions for Authority fiscal years (calendar years) 2010 through 2014 were as follows:

<u>Dates Applicable</u>	<u>Authority Contribution</u>
Jan 1, 2010 – Dec 31, 2010	\$30.3 million
Jan 1, 2011 – Dec 31, 2011	32.8 million
Jan 1, 2012 – Dec 31, 2012	37.9 million
Jan 1, 2013 – Dec 31, 2013	41.9 million
Jan 1, 2014 – Dec 31, 2014	46.7 million

The Authority's current estimated projection of its contribution for Authority fiscal year 2015 is \$49.9 million, and the Authority's tentative budget for its contribution for Authority fiscal year 2016 is \$52.6 million. The Authority's contributions to SERS are predominantly Operating Expenses of the Authority and, as such, are predominantly paid from the Maintenance and Operations Account. See **"SECURITY AND SOURCES OF PAYMENT FOR THE 2016A BONDS – Flow of Funds."** For additional information, please see APPENDIX A – **"FINANCIAL STATEMENTS – Note 12 – Contributions to State Employees' Retirement System."**

The Authority's annual contributions to SERS have increased in recent years and may increase in the future as a result of increases to the employer contribution rate and/or increases to the amount of payroll, and such increases may have a material impact on the Authority's finances. The Authority is unable to quantify the extent of any such impact at this time.

The Authority currently contributes to SERS based on the covered payroll of Authority employees. Through legislative action the State has the ability to modify the basis by which Authority contributions to SERS are determined. The Authority cannot predict the likelihood or the nature of any such future legislative action.

Financial Reporting under GASB Standards

The Governmental Accounting Standards Board ("**GASB**") promulgates standards for financial reporting with respect to financial statements prepared by public pension systems and governments sponsoring such pension systems. Although SERS's actuary utilizes these standards in preparing certain aspects of the annual actuarial valuation and the State uses these standards for financial reporting purposes, such standards do not impact the calculation of the State Contribution or the Authority Contribution.

For the Authority's fiscal years up to and including the fiscal year ended December 31, 2014, the applicable GASB financial reporting standard pursuant to which the Authority's financial statement disclosures related to pensions were prepared was GASB Statement No. 27 (the "**Prior GASB Standard**"). Beginning with the Authority's fiscal year ending December 31, 2015, the applicable GASB financial reporting standard pursuant to which the Authority's financial statement disclosures related to pensions will be prepared is GASB Statement No. 68 (the "**New GASB Standard**").

With respect to SERS and other government pension systems, the New GASB Standard requires calculation and disclosure of a "**Net Pension Liability**," which is the difference between the actuarial present value of projected benefit payments that is attributed to past periods of employee service calculated pursuant to the methods and assumptions set forth in the New GASB Standard (referred to in such statements as the "**Total Pension Liability**") and the fair market value of the pension plan's assets (referred to as the "**Fiduciary Net Position**").

The New GASB Standard requires that SERS produce an allocation of Net Pension Liability and pension expense (the "**Pension Expense**") and to recognize proportionate shares for the primary government and component units, including the Authority. The Authority's proportionate share of the Net Pension Liability and Pension Expense will be recognized and reported on the Authority's financial statements beginning with the fiscal year ending December 31, 2015. The Authority expects that the New GASB Standard will materially alter the Authority's financial statements beginning with the financial statements for the fiscal year ending December 31, 2015, the same being the first fiscal year to which the New Pension Standard applies. As a component unit of the State for financial reporting purposes, the Authority will report, among other items related to the New Pension Standard, a proportionate amount of the State's Net Pension Liability and Pension Expense related to SERS.

SERS has prepared its allocation of the SERS Net Pension Liability for the fiscal years ended June 30, 2013, and June 30, 2014, and the Pension Expense for the fiscal year ended June 30, 2014. The percentage allocated to the Authority (the “**Allocation Percentage**”) in each year was determined by comparing the Authority Contribution to the State Contribution, with certain adjustments, for such years. The Allocation Percentage and the resultant allocated Net Pension Liability for such fiscal years are as follows:

<u>Fiscal Year (June 30)</u>	<u>Allocation Percentage</u>	<u>Allocated Net Pension Liability</u>
2013	2.5412%	\$620,496,825
2014	2.6826	727,079,026

In addition, the Pension Expense allocated to the Authority for the fiscal year ended June 30, 2014 (the first year for which such allocation was made) was \$81,995,381.

As noted above, the inclusion of the Net Pension Liability and the Pension Expense on the financial statements of the Authority is expected to have a material impact on those financial statements. However, because the State Contribution and Authority Contribution to SERS are pursuant to the Pension Code, the Authority does not expect the New GASB Standard to materially impact the Authority Contribution.

Differences between the Statutory Funding Requirements and the Prior GASB Standard

As described above, the State Contribution is determined in accordance with the requirements of the Pension Code. However, the requirements of the Pension Code differ in certain respects from the manner of funding established by the Prior GASB Standard. Specifically, the manner of funding SERS under the Pension Code requires the State to amortize its unfunded liabilities of SERS to a funded ratio of 90% by 2045.

The New GASB Standard does not establish an approach to funding pension plans and therefore does not conflict with the method of funding established in the Pension Code.

Other Post-Employment Benefits

The State provides certain health, dental, vision and life insurance benefits (commonly referred to as “**other post-employment benefits**” or “**OPEB**”) to certain retirees, including former Authority employees, and their dependents. Substantially all State employees, including Authority employees, may become eligible for OPEB benefits if they eventually become annuitants of one of the State sponsored pension plans, including SERS. Prior to the State fiscal year ended June 30, 2013 (“**State Fiscal Year 2013**”), the actuarially determined annual OPEB cost of providing these benefits and the related OPEB obligations were recorded in the financial statements of the Illinois Department of Healthcare and Family Services, which administered the health, dental, and vision benefits, and the Illinois Department of Central Management Services (“**CMS**”), which administered the life insurance benefits. These administrative responsibilities transitioned completely to CMS by the end of State Fiscal Year 2013. A summary of the OPEB provisions, including the authority under which such provisions are established, and OPEB funding and cost is included as an integral part of the State CAFR for State fiscal year ended June 30, 2014, *provided, however*, that the content of such State CAFR is not incorporated in this Official Statement by such reference.

As of December 31, 2014, 1,007 Authority retirees meet the eligibility requirements for OPEB. For the years ended December 31, 2010, 2011, 2012, 2013 and 2014, the Authority contributed \$4.3

million, \$4.9 million, \$5.0 million, \$5.3 million and \$3.9 million, respectively, toward the State's cost of these benefits. The Authority's projected contribution for 2015 is \$4.2 million and the Authority's tentative budget for 2016 includes a contribution of \$4.3 million. The Authority's contributions towards the State's costs of OPEB benefits are Operating Expenses of the Authority and, as such, are paid from the Maintenance and Operations Account.

THE TOLLWAY SYSTEM

The Tollway System presently consists of approximately 286 miles of limited access highway in twelve counties in the northern part of Illinois and is an integral part of the expressway system in northern Illinois and the U.S. Interstate Highway System. The entire Tollway System has been designated a part of the U.S. Interstate Highway System.

Since beginning operations in 1958, the Tollway System has served an important role in the development of the northern Illinois economy. During its initial operation, the Tollway System permitted rapid interstate travel between northern Illinois, Indiana and Wisconsin. As the suburban areas surrounding Chicago expanded throughout the 1960's and 1970's, the Tollway System evolved into primarily a commuter travel system, serving suburban Chicago and Chicago O'Hare International Airport. At the present time, the four routes of the Tollway System described below serve, among other areas, suburban Cook County and the Chicago area "collar counties," which together represent one of the fastest growing areas in Illinois in terms of population and employment.

Routes

The Tollway System is currently made up of four Tollways: the Jane Addams Memorial, the Tri-State, the Veterans Memorial and the Ronald Reagan Memorial.

The Jane Addams Memorial Tollway, formerly the Northwest Tollway, constituting a portion of U.S. Interstate Highway 90, is a 76-mile roadway. The Jane Addams Memorial Tollway begins east of the intersection of the Kennedy Expressway from downtown Chicago and the Tri-State Tollway in the vicinity of O'Hare International Airport, and extends to the west, crossing the Fox River just north of Elgin, Illinois. From there it runs northwesterly to Rockford, Illinois, and then northerly to a point near the Illinois-Wisconsin border, where it feeds into the Wisconsin portion of U.S. Interstate Highway 90 leading to Madison, Wisconsin.

The Tri-State Tollway, constituting portions of U.S. Interstate Highways 80, 94 and 294 and including the 5-mile Edens Spur, is an 84-mile beltway around the Chicago metropolitan area. It extends from a point near the Indiana state line where it intersects with the Bishop Ford and the Kingery Expressways to a point near the Illinois-Wisconsin border, where it connects with U.S. Route 41 and U.S. Interstate Highway 94 from Milwaukee. The Tri-State also connects with the Ronald Reagan Memorial Tollway to the western suburbs, the Eisenhower Expressway to downtown Chicago, the Jane Addams Memorial Tollway to the northwest suburbs, the Kennedy Expressway to downtown Chicago, the north end of the Edens Expressway to the north shore suburbs and downtown Chicago, and the Stevenson Expressway to downtown Chicago. From its southern terminus the Tri-State Tollway has a direct connection to the Indiana Toll Road via the Kingery Expressway and U.S. Interstate Highway 80. The Tri-State Tollway is the most traveled Tollway in the Tollway System, accounting for approximately 37% of the transactions of the Tollway System.

The Veterans Memorial Tollway (Interstate 355), formerly the North-South Tollway, is a 30-mile highway generally paralleling Illinois Route 53 in DuPage and Will Counties between approximately the intersection of Army Trail Road and the U.S. Interstate Highway 290 spur in Addison on the north and

U.S. Interstate Highway 80 (near Joliet) on the south. The Veterans Memorial Tollway, which opened in December 1989, is the newest addition to the Tollway System and consists of six through lanes along its entire length. The Veterans Memorial Tollway runs through or near the communities of Bolingbrook, Downers Grove, Naperville, Lombard, Glen Ellyn and Wheaton. A 12.5-mile south extension of the Veterans Memorial Tollway through Will County from U.S. Interstate Highway 55 to U.S. Interstate Highway 80 (the “**South Extension**”) opened on November 12, 2007, increasing the size of the Veterans Memorial Tollway to 30 miles.

The Ronald Reagan Memorial Tollway, formerly the East-West Tollway, constituting a portion of U.S. Interstate Highway 88, covers 96.5 miles and begins east of the junction of the Tri-State Tollway and the Eisenhower Expressway and runs southwest and west, providing service to Oak Brook, Naperville, Aurora, DeKalb and Dixon, Illinois, ending at U.S. Route 30 in the Sterling/Rock Falls area. From U.S. Route 30, U.S. Interstate Highway 88 is a toll-free facility connecting to U.S. Interstate Highway 80 and the Quad Cities.

Other Limited Access Highways

There are no limited access freeways or other limited access highways under construction, and to the knowledge of the Authority, no Federal, state or other agency is now planning the construction, improvement or acquisition of any highway or other facility that may be materially competitive with the Tollway System.

Patron Service Areas

Seven patron service areas (“**Oases**”) serve the existing Tollway System. These Oases are comprised of patron service buildings that house washroom facilities, restaurants and other traveler-related convenience services (“**Oases pavilions**”) and motor fuel facilities (“**Oases fuel facilities**”). In 2002, the Authority entered into separate triple-net lease agreements with Wilton Partners Tollway LLC (“**Wilton**”) for developing, operating, maintaining and managing the Oases pavilions and with ExxonMobil Oil Corporation (“**Exxon**”) for developing, operating, maintaining and managing the Oases fuel facilities. The lease agreements extend until April 2027.

On September 30, 2010, SFI Chicago Tollway LLC (“**SFI**”), an iStar subsidiary, took ownership of the Wilton leasehold, following court approval of a foreclosure sale. SFI contracted with U.S. Equities to continue managing the day-to-day operation of the Oases pavilions. The guaranteed minimum rent for the Oases pavilions was \$743,000 in lease years 4-10 (2006–2012) and increased to \$850,000 in years 11-25 (2012 – 2027) (subsequently reduced as described below). Over and above the guaranteed minimum rent, if SFI sublessees’ sales exceed certain sublease-specific break points, the Tollway also shares in a percentage of the profits.

In 2011, Exxon assigned its leasehold interest in the Oases fuel facilities to 7-Eleven. Guaranteed rent for the Oases fuel facilities is \$900,250 annually.

In connection with widening and reconstruction work on the Jane Addams Memorial Tollway (I-90), which is part of the Move Illinois Program, on September 26, 2013, the Tollway’s Board of Directors approved an agreement to terminate the portions of the Oases lease specifically applicable to the Des Plaines Oasis. The Tollway provided the required advance notice to SFI and assumed possession of this Oasis facility for demolition purposes on April 1, 2014 after, in accordance with the terms of the lease, negotiating compensation to SFI, consisting of \$8.8 million from the Authority and \$500,000 from a reserve account. As a result of this limited lease termination, effective April 1, 2014 the annual Guaranteed Rent paid by SFI to the Tollway for the remaining Oases pavilions was reduced from

\$850,000 to \$728,571. This lease termination with SFI related to the Des Plaines Oasis did not result in the removal of the 7-Eleven fuel station and associated retail convenience store at such Oasis nor did it affect the lease payments to the Authority therefor.

Toll Collections

At present, the Authority utilizes a combination of a barrier system and an open road tolling system for toll collection along its 286 miles of limited access roadway. The system consists of 22 mainline and 51 ramp toll plazas. All mainline plazas and two of the ramp plazas have attendants for motorists requiring change or receipts. The remaining 49 ramp plazas are unattended and automated and accept payment only in coins or through electronic toll collection as described below.

In addition to manned toll booths and automatic toll equipment, the Authority has installed an electronic toll collection system under the “I-PASS” service mark. I-PASS enables customers to pre-pay their tolls through an I-PASS account and have an electronic debit from their I-PASS account each time they go through a collection lane. The I-PASS customer’s account is typically set up to replenish itself by a pre-determined amount from a credit card on file once it reaches a minimum balance. All toll collection lanes have I-PASS. In addition, special lanes dedicated to I-PASS users only are located throughout the Tollway System. The Authority currently operates 106 I-PASS open road tolling lanes that allow cars and trucks to travel through at the posted speed limit and 121 dedicated I-PASS Only lanes that allow vehicles to pass through toll plazas at reduced speeds (5-30 mph). There are currently approximately 5 million I-PASS transponders outstanding, and approximately 87% percent of all toll transactions are I-PASS based.

The I-PASS system is designed to alleviate congestion and reduce travel times. I-PASS open road tolling lanes can process more than 2,000 vehicles per hour, compared to manual lanes at 350 vehicles per hour. As part of the Authority’s Congestion-Relief Plan (described under “**THE CAPITAL PROGRAM – The Congestion Relief Program**”), the Tollway System was fully converted during 2005 and 2006 to an open road tolling system for I-PASS users.

In September, 2005 the Authority became a member of the E-ZPass Interagency Group (IAG). As a result, motorists in states that have E-ZPass transponders are able to use them to electronically pay tolls on the Tollway System and motorists with I-PASS transponders are able to use them to electronically pay tolls on highways and bridges that are part of the E-ZPass system. E-ZPass is currently in use on the toll facilities in the following fourteen states in addition to Illinois: Delaware, Indiana, Maine, Maryland, Massachusetts, North Carolina, New Hampshire, New Jersey, New York, Ohio, Pennsylvania, Rhode Island, Virginia and West Virginia. In addition, the Chicago Skyway toll bridge is part of the E-ZPass system, which means that I-PASSes are accepted.

In order to ensure that vehicles pay the tolls that they incur, the Authority has implemented various technologies to improve enforcement. The Authority maintains an extensive violation enforcement system (“VES”) which has resulted in revenue totaling approximately \$263.6 million from 2009 through 2014 (see “**TABLE FIVE – SUMMARY OF OPERATING REVENUES, MAINTENANCE AND OPERATING EXPENSES, NET OPERATING REVENUES AND DEBT SERVICE COVERAGE FOR THE YEARS ENDED DECEMBER 31, 2009 – DECEMBER 31, 2014**” and “**FINANCIAL INFORMATION – Financial Information Discussion – Toll Revenue Collection**”). VES employs in-ground technology which interfaces with the toll payment medium, either currency or electronically based, to determine whether the detected vehicle paid the proper toll. If the proper toll was not paid, a camera system snaps multiple digital photos of the vehicle plate. The plate is then cross-checked against the Illinois Secretary of State or appropriate out-of-state department of motor vehicles databases to identify the alleged violator. Non-gated toll lanes are fitted with VES cameras.

The Authority has statutory authority to fix, assess and collect civil fines against toll violators and to establish by rule a system of civil administrative adjudication to adjudicate alleged instances of toll violations, as detected by the Authority's violation enforcement system. The Authority has established fines for toll violations and an administrative adjudication process for adjudicating disputes relating to alleged toll violations. Under current practice, if there are three or more unpaid tolls within a two-year period, the Authority issues a Notice Violation for all such unpaid tolls within 90 days of the third or greater unpaid toll. The alleged violator can schedule an administrative hearing to challenge one or more violations. If the hearing officer, or the Circuit Court on administrative review, finds that a toll violation or violations has occurred, or a judgment by default is entered, the amount of the unpaid toll plus a \$20 fine per violation is levied on the registered owner of the vehicle involved in the violation(s). Violators who do not pay the unpaid tolls and the \$20 fines per violation are subject to having their fines increased by \$50 to \$70 per violation. The Authority may refer violators who fail to pay their unpaid tolls and fines to the Office of the Secretary of State, which may revoke the violator's license plate registration and driving privileges.

The outside vendor which is responsible for most of the Authority's functions and services relating to electronic toll collection is Electronic Transaction Consultants Corp. ("ETCC"). ETCC's responsibilities include vehicle identification and classification technology; recording, storing and auditing toll transactions; electronic collection of toll revenue; and providing and managing the violation enforcement system and customer service system. ETCC's contract with the Authority began June 29, 2005. The contract had a five-year initial term and five one-year renewal options. On May 22, 2014, the Authority exercised the fifth of the five one-year renewal options which extended the ETCC contract until June 30, 2015. The Authority entered into an additional contract with ETCC for a six-month period beyond June 30, 2015, and is currently in the process of extending the contract through December 31, 2016, for purposes of facilitating an effective transition to successor vendors. The Authority is in the process of developing a request for proposal for a successor to ETCC for maintenance of roadway electronic tolling and violations enforcement technologies. The Authority has entered into a contract with Accenture, LLP ("Accenture") for a new back office suite of applications for managing its I-PASS accounts and violations enforcement program. The new Accenture back office is expected to integrate with existing toll collection technology, upgrade customer service and billing capabilities and enhance processing, monitoring and financial reporting functionalities. The Accenture back office system is expected to be released by mid-2016. Accenture's contract with the Authority has an initial term that expires in October 2019 and four one-year renewal options.

Toll Rates

The Authority has undertaken five major toll adjustments and implemented a sixth adjustment on January 1, 2015. The first major adjustment generally increased toll rates in 1963, the second generally decreased toll rates in August, 1970, the third increased toll rates in September, 1983 and the fourth increased toll rates in January, 2005. As a part of the fourth adjustment, the Tollway simplified the rate structure, reducing the defined classes of vehicles from ten classes to the four classes utilized today. Class 1 is a passenger car class and the other three classes are for commercial vehicles and consist of small, medium and large truck classes, generally classified by number of axles.

The fifth adjustment was approved by the Authority's Board in August, 2011 in conjunction with the authorization of the Move Illinois Program, and became effective on January 1, 2012 for passenger cars. The fifth adjustment increased passenger car tolls approximately 87%. The sixth adjustment was initially approved by the Authority's Board in November of 2008, was confirmed in August of 2011 and became effective on January 1, 2015. The sixth adjustment increased commercial vehicle toll rates by approximately 60%. Approximately two-thirds of the increase became effective on January 1, 2015, with one-sixth of the increase becoming effective on January 1, 2016, and the remainder of the increase

becoming effective on January 1, 2017. The sixth adjustment also imposed an annual inflator based on the Consumer Price Index for All Urban Consumers to commercial vehicle toll rates on January 1, 2018 and every January 1st thereafter.

The Authority currently charges discounted rates for commercial vehicles during certain times and for passenger cars that utilize I-PASS instead of cash. Lower rates are charged for commercial vehicles using the Tollway System during overnight hours (10:00 p.m. – 6:00 a.m.) in order to help with congestion and expedite travel times. The daytime rates for the three commercial vehicle classes of large (Tier 4), medium (Tier 3) and small (Tier 2) are \$5.60, \$3.15 and \$2.10, respectively, at typical mainline plazas. The corresponding overnight (10:00 p.m. – 6:00 a.m.) rates are discounted to \$4.20, \$2.45 and \$1.40. In addition to overnight discounting for commercial vehicles, the Authority discounts toll rates for passenger cars that are I-PASS users paying electronically by 50% compared to passenger car users paying with cash. At half of the Tollway's mainline plazas, passenger car I-PASS users pay \$0.75, compared to \$1.50 for passenger car users paying with cash.

Table One sets forth the toll rates paid by various classes of motor vehicles at a typical mainline toll plaza for the periods shown.

[REMAINDER OF PAGE INTENTIONALLY LEFT BLANK]

TABLE ONE
ILLINOIS TOLLWAY
TOLL RATES BY VEHICLE CLASS

Vehicle Class			2005 – 2011 ⁽¹⁾⁽²⁾⁽³⁾				2012 – 2014 ⁽¹⁾⁽²⁾⁽³⁾				2015 ⁽¹⁾⁽²⁾⁽³⁾		2016 ⁽¹⁾⁽²⁾⁽³⁾		2017 ⁽¹⁾⁽²⁾⁽³⁾	
Current	Pre-2005	Description	1959-1963	1964-1970	1971-1983	1983-2004	Non-Discounted	Discounted	Non-Discounted	Discounted	Non-Discounted	Discounted	Non-Discounted	Discounted	Non-Discounted	Discounted
1	1	Automobile, motorcycle, taxi, station wagon, ambulance, single unit truck or tractor, two axles, four or less tires	\$0.30	\$0.35	\$0.30	\$0.40	\$0.80	\$0.40	\$1.50	\$0.75	\$1.50	\$0.75	\$1.50	\$0.75	\$1.50	\$0.75
2	2	Single unit truck or tractor, buses, two axles, six tires	\$0.40	\$0.45	\$0.30	\$0.50	\$1.50	\$1.00	\$1.50	\$1.00	\$2.10	\$1.40	\$2.25	\$1.50	\$2.40	\$1.60
3	3	Three axle trucks and buses	\$0.50	\$0.50	\$0.45	\$0.75	\$2.25	\$1.75	\$2.25	\$1.75	\$3.15	\$2.45	\$3.40	\$2.65	\$3.60	\$2.80
3	4	Trucks with four axles	\$0.50	\$0.60	\$0.60	\$1.00	\$2.25	\$1.75	\$2.25	\$1.75	\$3.15	\$2.45	\$3.40	\$2.65	\$3.60	\$2.80
3	7	Class 1 vehicle with one axle trailer	\$0.50	\$0.50	\$0.45	\$0.60	\$2.25	\$1.75	\$2.25	\$1.75	\$3.15	\$2.45	\$3.40	\$2.65	\$3.60	\$2.80
3	8	Class 1 vehicle with two axle trailer	\$0.50	\$0.60	\$0.60	\$0.80	\$2.25	\$1.75	\$2.25	\$1.75	\$3.15	\$2.45	\$3.40	\$2.65	\$3.60	\$2.80
4	5	Truck with five axles	\$0.50	\$0.75	\$0.75	\$1.25	\$4.00	\$3.00	\$4.00	\$3.00	\$5.60	\$4.20	\$6.00	\$4.50	\$6.40	\$4.80
4	6	Truck with six axles	\$0.50	\$0.90	\$0.90	\$1.50	\$4.00	\$3.00	\$4.00	\$3.00	\$5.60	\$4.20	\$6.00	\$4.50	\$6.40	\$4.80
4	9	Miscellaneous passenger car, special or unusual vehicles not classified above	\$0.50	\$0.90	\$1.00	\$1.00 ⁽⁴⁾	\$4.00	\$3.00	\$4.00	\$3.00	\$5.60	\$4.20	\$6.00	\$4.50	\$6.40	\$4.80
4	10	Miscellaneous commercial vehicle, special or unusual vehicles not classified above	--	--	--	\$1.75 ⁽⁴⁾	\$4.00	\$3.00	\$4.00	\$3.00	\$5.60	\$4.20	\$6.00	\$4.50	\$6.40	\$4.80

- (1) The toll rates listed above are toll rates for half (11 of 22) of the mainline plazas on the existing Tollway System. Toll rates at the other 11 mainline plazas are higher by various amounts. A complete listing of toll rates at each Tollway System plaza may be found on the Authority's website. No other information from the Authority's website is incorporated by reference into this Official Statement. Toll rates on the Elgin O'Hare corridor are currently expected to begin to go into effect in 2017, and are currently estimated to be significantly higher, on a per-mile basis, than toll rates on the existing Tollway System.
- (2) Class 1 vehicles making payment via I-PASS are tolled at the discounted rate, and the non-discounted rate applies to cash forms of payment.
- (3) Commercial vehicles (Classes 2-4) are tolled at a discounted rate during the overnight period of 10 p.m. – 6 a.m. whether paying by I-PASS or cash (the “**Overnight Discount Rate**”). Prior to January 1, 2009, commercial vehicles paying by I-PASS were tolled at the discounted rate for certain off-peak time periods (the “**I-PASS Off-Peak Discount Rate**”). This I-PASS Off-Peak Discount Rate expired on 12/31/2008. The Overnight Discount Rate continues. After year 2017, commercial vehicle toll rates will increase annually at approximately the rate of increase (if any) of the Consumer Price Index for All Urban Consumers.
- (4) In 1983-2004, the Class 9 rate was \$0.20 per axle and the Class 10 rate was \$0.25 per axle. Amounts shown assume a passenger car with three axle trailer for Class 9 and a truck with seven axle trailer for Class 10.

Under the Act, the Authority has the exclusive right to fix, adjust, revise and collect tolls for the use of the Tollway System. Such tolls are required to be fixed and adjusted at rates calculated to provide the lowest reasonable toll rates to provide funds that will be sufficient, together with other revenues of the Authority, to pay the costs of any authorized new construction or reconstruction, operating, repairing, regulating and maintaining the Tollway System and paying debt service on Outstanding Bonds. The Authority may increase tolls by vote of a majority of its Board of Directors, after conducting a public hearing in each county in which the proposed increase is to take place. No other State executive, administrative or regulatory body or regional or local governmental or regulatory body has the authority to limit or restrict such rates and charges.

Historical Toll Transactions and Toll Revenues

Table Two sets forth annual toll transactions for passenger and commercial vehicles for selected years since 1964.

TABLE TWO
ANNUAL TOLL TRANSACTIONS – PASSENGER AND COMMERCIAL VEHICLES⁽¹⁾
1964-2014 (SELECTED YEARS)
(Transactions in thousands)

Year	Passenger	Commercial	Total	% Passenger
1964	72,721	7,005	79,726	91.21
1969	146,476	14,488	160,964	91.00
1974	204,360	28,446	232,806	87.78
1979	268,051	42,606	310,657	86.29
1984	308,104	42,890	350,994	87.78
1989	428,745	57,193	485,938	88.23
1994	565,601	66,693	632,294	89.45
1999	648,269	71,835	720,104	90.02
2004	714,120	109,025	823,145	86.76
2005	695,378	85,068	780,446	89.10
2006	678,535	85,590	764,125	88.80
2007	696,055	92,237	788,292	88.30
2008	688,516	89,366	777,882	88.51
2009	694,837	80,516	775,353	89.62
2010	730,797	86,286	817,083	89.44
2011	743,195	89,633	832,828	89.24
2012	711,680	92,100	803,780	88.54
2013	720,513	95,528	816,042	88.29
2014	737,238	101,041	838,279	87.95

Source: Authority's Comprehensive Annual Financial Report for the Year Ended December 31, 2014.

⁽¹⁾ In 2003, a new Integrated Toll Collection System was completed which classified vehicles by axle counts in relation to the toll paid by each vehicle. In 2004, commercial vehicle counts were inflated by the new classification system due to passenger vehicle overpayments at ramp plazas. Due to the toll increase in January 2005, the classification system has more accurately recorded passenger and commercial vehicle counts for 2005 and beyond. The Tollway estimates that about 50% of the decline in commercial vehicle transactions between 2004 and 2005 can be attributed to the over count of commercial vehicles and the corresponding under count of passenger vehicles in 2004. In 2006, the Tollway permanently converted from bidirectional to one-way tolling at the Belvidere and Marengo Mainline Toll Plazas on the Jane Addams Memorial Tollway in conjunction with

a doubling of the fares at those plazas. Due to this reconfiguration, total transactions were reduced by 14.6 million in 2006 with no localized revenue impact.

Table Three sets forth annual toll revenues generated by passenger and commercial vehicles for selected years since 1964.

TABLE THREE
ANNUAL TOLL REVENUES – PASSENGER AND COMMERCIAL VEHICLES⁽¹⁾
1964-2014 (SELECTED YEARS)
(Dollars in thousands)

Year	Passenger	Commercial	Total	% Passenger
1964	\$ 26,284	\$ 4,888	\$ 31,172	84.32
1969	46,872	8,803	55,675	84.19
1974	55,419	14,891	70,310	78.82
1979	73,048	24,068	97,116	75.22
1984	114,233	43,094	157,327	72.61
1989	155,394	57,387	212,781	73.03
1994	215,221	66,922	282,143	76.28
1999	259,448	73,178	332,626	78.00
2004	287,218	104,368	391,586	73.35
2005 ⁽²⁾	341,352	239,090	580,442	58.81
2006	324,556	242,944	567,500	57.19
2007	321,008	251,085	572,093	56.11
2008	335,653	247,994	583,647	57.51
2009	334,520	257,544	592,063	56.50
2010	348,946	279,808	628,754	55.50
2011	354,186	298,488	652,674	54.27
2012 ⁽²⁾	615,957	306,433	922,390	66.78
2013	622,349	320,803	943,152	65.99
2014	630,556	338,416	968,972	65.07

Source: Authority's Comprehensive Annual Financial Report for the Year Ended December 31, 2014.

⁽¹⁾ See the footnote to Table Two regarding change in traffic counts resulting from completion of the Integrated Toll Collection System.

⁽²⁾ Due to the changed rate structures implemented in 2005 and 2012, the percentage of revenues from commercial vehicles increased in 2005 and decreased in 2012.

[REMAINDER OF PAGE INTENTIONALLY LEFT BLANK]

Historical Net Operating Revenues

Table Four sets forth operating revenues, maintenance and operating expenses, and net operating revenues for selected years since 1964.

TABLE FOUR
OPERATING REVENUES, MAINTENANCE AND OPERATING
EXPENSES, AND NET OPERATING REVENUES⁽¹⁾

1964-2014 (SELECTED YEARS)
(Dollars in thousands)

Year	Operating Revenues	Maintenance and Operating Expenses	Net Operating Revenues
1964	\$ 32,135	\$ 6,832	\$ 25,303
1969	57,395	13,015	44,380
1974	72,737	23,715	49,022
1979	100,436	39,733	60,703
1984	162,108	56,639	105,469
1989	254,734	85,065	169,669
1994	309,949	116,996	192,953
1999	366,092	146,881	219,211
2004	423,427	198,302	225,125
2005	613,034	205,575	407,459
2006	606,954	213,510	393,444
2007	637,794	222,295	415,499
2008	691,113	244,275	446,838
2009	658,052	255,185	402,867
2010	672,760	250,857	421,903
2011	697,416	245,975	451,441 ⁽²⁾
2012	963,755	253,058	710,697 ⁽²⁾
2013	1,009,776	277,512	732,263 ⁽²⁾
2014	1,036,156	297,821	738,335 ⁽²⁾

Source: Authority's Comprehensive Annual Financial Report for the Year Ended December 31, 2014.

⁽¹⁾ Determined in accordance with the Series 1955 Bond Resolution through December 26, 1985, and in accordance with the Indenture on the Trust Indenture Basis (as defined in this Official Statement) subsequent to December 26, 1985. See "FINANCIAL INFORMATION - Financial Information Discussion - GAAP Basis and Trust Indenture Basis." See Table Five for items included in Operating Revenues and Maintenance and Operating Expenses.

⁽²⁾ For a discussion of changes from 2011 to 2012, 2012 to 2013, and 2013 to 2014, see "FINANCIAL INFORMATION - Financial Information Discussion."

Table Five presents, for 2009 through 2014, a more detailed review of operating revenues, maintenance and operating expenses, net operating revenues and debt service coverage. Projected net operating revenues and debt service coverage for 2015 through 2031 are set forth as part of Table Seven.

TABLE FIVE
SUMMARY OF OPERATING REVENUES, MAINTENANCE AND OPERATING
EXPENSES, NET OPERATING REVENUES⁽¹⁾ AND
DEBT SERVICE COVERAGE FOR THE YEARS ENDED
DECEMBER 31, 2009 – DECEMBER 31, 2014
(Dollars in Thousands)

	2009	2010	2011	2012	2013	2014
Operating Revenues:						
Toll Revenue	\$592,063	\$628,754	\$652,674	\$922,390	\$943,152	\$968,972
Toll Evasion Recovery ⁽²⁾	54,829	34,924	33,268	32,599	54,221	53,769
Concession & Other Revenue	7,960	7,332	10,410	7,377	11,537	12,373
Investment Income	3,200	1,750	1,064	1,389	866	1,041
Total Operating Revenue	<u>\$658,052</u>	<u>\$672,760</u>	<u>\$697,416</u>	<u>\$963,755</u>	<u>\$1,009,776</u>	<u>\$1,036,156</u>
Maintenance and Operating Expenses:						
General Administration	\$ 20,605	\$ 22,165	\$ 20,522	\$ 19,971	\$ 19,138	\$ 24,192
Engineering & Maintenance	47,895	45,627	43,667	39,144	43,225	47,614
Toll Services	91,541	88,850	88,737	93,590	106,321	107,326
Police, Safety and Communication	22,650	22,811	23,061	22,808	22,551	27,606
Insurance and Employee Benefits	72,494	71,674	69,988	77,544	86,278	91,082
Total Expenses	<u>\$255,185</u>	<u>\$250,857</u>	<u>\$245,975</u>	<u>\$253,058</u>	<u>\$277,513</u>	<u>\$297,821</u>
Net Operating Revenues	<u>\$402,867</u>	<u>\$421,903</u>	<u>\$451,441</u>	<u>\$710,697</u>	<u>\$732,263</u>	<u>\$738,335</u>
Total Debt Service ⁽³⁾	\$173,319	\$248,108	\$249,960	\$250,253	\$297,708	\$308,443
Net Revenues After Debt Service ⁽³⁾	\$229,548	\$173,795	\$201,481	\$460,444	\$434,555	\$429,892
Debt Service Coverage ⁽³⁾	2.32	1.70	1.81	2.84	2.46	2.39

Source: Comprehensive Annual Financial Report for the Year Ended December 31, 2014.

- (1) Determined in accordance with accounting principles set forth in the Indenture and may differ from financial statements prepared in accordance with generally accepted accounting principles. Maintenance and Operating Expenses exclude depreciation and amortization. See “**FINANCIAL INFORMATION - Financial Information Discussion - GAAP Basis and Trust Indenture Basis.**”
- (2) For fiscal years 2009-2011, the amounts shown reflect the dollar amount (tolls plus fines) of violation notices issued in a given fiscal year less estimated bad debt expense for that fiscal year. In 2012, the Tollway changed its accounting of fines to a cash basis, recognizing fines as revenues when collected. The amount of evasion recovery shown in 2012 includes a one-time accounting adjustment of (\$11.6 million) to remove the dollar amount of fines receivable net of bad debt expense as of 12/31/2011. In fiscal years 2008 and 2009, toll evasion recovery was high as a backlog was worked through, which backlog was caused by a suspension of violation notices from July 2006 through August 2007 in connection with a transition to a new violation enforcement system and change in systems integrator.

- ⁽³⁾ Debt service is net of any applicable capitalized or pre-paid interest. Debt service does not net out any Subsidy Payments received or anticipated to be received by the Authority in connection with the 2009A Bonds and 2009B Bonds issued as Build America Bonds.

[REMAINDER OF PAGE INTENTIONALLY LEFT BLANK]

Historically, Net Revenues after Debt Service have been used primarily to fund deposits to the Renewal and Replacement Account and the Improvement Account in amounts budgeted by the Authority. The Authority anticipates that Net Revenues after Debt Service will continue to be so applied.

THE CAPITAL PROGRAMS

The Authority has two capital programs in process: (i) the Move Illinois Program scheduled for the period 2012-2026; and (ii) the Congestion-Relief Program scheduled for the period 2005-2016.

The Move Illinois Program

The Move Illinois Program is the Authority's capital program for 2012-2026. It is a comprehensive, capital program that commits approximately \$12.1 billion in transportation funding to complete the rebuilding of the Tollway System, improve mobility, relieve congestion, reduce pollution and link economies across Northern Illinois. The Move Illinois Program is expected to be funded from the issuance of approximately \$5.0 billion of Bonds, of which \$2.2 billion will have been issued upon the issuance of the 2015B Bonds, and the remainder from Revenues. See "**PLAN OF FINANCE**" for anticipated timing of issuance of the Additional Bonds. The Authority approved the Move Illinois Program on August 25, 2011, and in connection therewith approved an approximately 87% increase in passenger vehicle toll rates effective January 1, 2012. The Authority also affirmed a previously approved increase in commercial vehicle toll rates. The commercial vehicle toll rate increase consists of an approximately 60% increase which will be phased in over January 1, 2015-2017 and an annual inflator to be applied beginning January 1, 2018 based on the Consumer Price Index for All Urban Consumers. See "**THE TOLLWAY SYSTEM – Toll Rates.**"

The basis for the Move Illinois Program was a capital needs analysis performed by Tollway staff and consultants that included a comprehensive assessment of the current and future physical and operational characteristics of the entire Tollway System. Previous long-range plans were reevaluated, the needs of communities and stakeholders were catalogued and new technology and transit opportunities were explored. This evaluation became the foundation of the Move Illinois Program, which will provide additional capacity, relieve congestion and maintain the region's competitiveness with other major cities in the United States and around the world.

The Move Illinois Program includes approximately \$8 billion to fund improvements to the existing Tollway System necessary to keep the existing 286 miles in a state of good repair. Such projects include:

- Reconstructing and widening the Jane Addams Memorial Tollway (I-90) from the Tri-State Tollway (I-294) near O'Hare Airport to the I-39 interchange in Rockford
- Reconstructing the central Tri-State Tollway (I-294) from 95th Street to Balmoral Avenue and the Edens Spur (I-94)
- Preserving the Ronald Reagan Memorial Tollway (I-88)
- Preserving the Veterans Memorial Tollway (I-355)
- Repairing roads, bridges, and maintenance facilities
- Other capital projects

The Move Illinois Program commits an additional approximately \$4 billion to new priority projects that focus on enhancing regional mobility including:

- Constructing new interchanges for I-294 at the I-57 and 147th Street ramps
- Constructing the Elgin O'Hare Western Access, including completion of a linkage with the western side of O'Hare International Airport and construction of a bypass between I-90 and I-294, and rehabilitation and widening of the existing Elgin O'Hare Expressway (the "**Elgin-O'Hare Project**")
- Implementing features to accommodate transit and provide increased flexibility for passenger vehicles on the Jane Addams Memorial Tollway (I-90)
- Planning for other projects including the Illinois Route 53 Corridor

As described later in "**THE CAPITAL PROGRAMS – Potential Additional Capital Projects – Statutory Approvals for New Toll Highways**," certain approvals of the Governor and the General Assembly are required by the Act in connection with the Authority's issuance of bonds to finance costs related to new toll highways, including a requirement that prior to the issuance of bonds for the commencement of construction of any new toll highway, that particular toll highway shall be authorized by a joint resolution of the Illinois General Assembly. The Authority held multiple public hearings relating to the Move Illinois Program. The Authority presented preliminary plans and preliminary cost estimates to the Governor, which plans and estimates were approved by the Governor on October 7, 2011. On May 23, 2013, the Illinois Senate approved a House Joint Resolution HJR0009 adopted by the Illinois House on May 1, 2013, authorizing the Authority to expand the Tollway System through the construction of the Elgin-O'Hare Project. All requisite approvals have now been obtained for the Elgin-O'Hare Project, which commenced in October 2013.

The Congestion-Relief Program

On September 30, 2004, the Authority approved a ten-year, \$5.3 billion, capital improvement plan known as the Congestion-Relief Plan: Open Roads for a Faster Future (the "**Congestion-Relief Plan**"), and also approved an adjustment in toll rates. See "**THE TOLLWAY SYSTEM – Toll Rates**" below. The Congestion-Relief Plan was designed to reduce congestion and add capacity by rebuilding, restoring and expanding the Tollway System and utilizing open road tolling as described in this Official Statement. The Tollway System redesignated the Congestion-Relief Plan as the Congestion-Relief Program (the "**CRP**") once implementation was underway. The Tollway System reassessed the CRP during 2007. A number of projects were reevaluated and modified or enhanced due to roadway conditions or to accommodate input from affected municipalities. Due to increased material and construction costs, the budgets for remaining projects were reevaluated and in some cases increased. Finally, significant additions were made to the CRP to address additional portions of the system and to provide access improvements to the Tollway System. Based upon these changes, the overall budget for the CRP was increased to \$6.3 billion and the schedule lengthened by two years from 2014 to 2016. The revised CRP was approved by the Authority at its September 7, 2007 Board meeting. Subsequent progress of the CRP has allowed management to reduce the total cost of the CRP to its current estimate of \$5.7 billion.

The CRP is substantially complete (93% as of December 31, 2014) and its goals, set forth below, largely realized:

- provide congestion relief by converting the entire mainline system to open road tolling;
- widen a significant portion of the roadway network;
- rebuild or rehabilitate most of the existing pavement;
- extend I-355 south from I-55 to I-80; and

- upgrade or add interchanges system-wide to meet the needs of growing communities.

Proceeds of the 2005 Bonds, the 2006 Bonds, the 2007 Bonds, the 2008B Bonds, the 2009A Bonds and the 2009B Bonds were used to pay a portion of the costs of the capital projects in the Congestion-Relief Program. None of the remaining costs of the CRP are expected to be financed by bonds or other forms of debt.

For additional information about both the Move Illinois Program and the Congestion-Relief Program, please see **APPENDIX B**.

Relations with Contractors

The Authority uses various contractors and trades utilized by contractors (together, “construction contractors”) on Authority construction projects. Prior to April 23, 2015, all arrangements with construction contractors regarding Authority construction projects were governed by a Multi-Project Labor Agreement (and addendum thereto) (the “MPLA”) entered into on April 29, 1994, by the Authority and seven trades councils (which represented the underlying local unions under each council). The MPLA reflected the then-current policy of the Authority that conditions and provisions of area-wide collective bargaining agreements be recognized and applied to all Authority construction projects. The MPLA contained a provision that during the term of the MPLA, neither a council nor any affiliated unions, or any of their members, representatives or employees, would instigate, authorize, maintain or participate in any strike, work stoppage or work interruption regarding the construction projects of the Authority for any reason whatsoever. On April 23, 2015, the Board of Directors of the Authority voted to rescind the MPLA and the Authority was directed to take all appropriate measures so that the MPLA terminated effective as of May 1, 2015, with respect to Authority construction projects for which bids are opened on or after May 1, 2015. The Board action neither prohibits hiring union contractors going forward, nor prohibits the consideration of project labor agreements on a case by case basis. Management of the Authority is committed to the continued progression of Authority construction projects in a timely manner. See “**CERTAIN RISK FACTORS—Forward Looking Statements; Traffic Engineer’s Report and Consulting Engineer’s Report**” and “**—The Move Illinois Program**” herein.

Potential Additional Capital Projects

Statutory Approvals for New Toll Highways. The Act provides for certain approvals by the Governor and the Illinois General Assembly in connection with the Authority’s issuance of bonds to finance costs related to new toll highways. Prior to commencing any engineering or traffic studies to determine the feasibility of constructing additional toll highways in the State, the Authority must submit the proposed route, together with an estimate of the cost of the proposed study or studies, to the Governor for his approval. If the Governor approves such studies, or fails to disapprove such studies and estimated cost within 30 days after receipt, the Authority is permitted, but is not required, to proceed with such studies. Prior to the issuance of bonds other than refunding bonds, the Authority must first hold a public hearing relating to the proposed toll highway and then deliver to the Governor preliminary plans showing the proposed location of the route of the particular toll highway for which the bonds are to be issued, together with a preliminary estimate of the costs of construction. If the Governor approves the preliminary plans and the estimate of construction costs, the Authority may, but is not required to, proceed with the issuance of bonds. In addition, the Act provides that prior to the issuance of bonds for or the commencement of construction of any new toll highway, that particular toll highway shall be authorized by a joint resolution of the Illinois General Assembly.

Potential System Expansion. The Illinois General Assembly has passed joint resolutions authorizing, but not requiring, the Authority to construct three new toll highways described in the following table that would add approximately 69 miles to the Tollway System.

Year of Joint Resolution	Potential Toll Highway	Additional Miles
1993	Southward extension of the Veterans Memorial Tollway from U.S. Interstate Highway 80 to U.S. Interstate Highway 57 near Peotone.	20
1993	North Extension extending Illinois Route 53 from Lake-Cook Road to the Tri-State Tollway.	23
1993	Richmond Waukegan Toll Highway extending from Illinois Route 120 west to Richmond, Illinois at approximately Illinois Route 173.	26

Pursuant to a Board Resolution passed on December 20, 2007, the Authority identified several projects in Northeastern Illinois not currently part of the Tollway System, known as the Illiana Expressway, the Crosstown Expressway, the Prairie Parkway, completion of the Elgin-O'Hare Project, and improvement of the Eisenhower Expressway, as additional potential future projects to be studied by Authority management. Except with respect to the Elgin-O'Hare Project, which is part of the Move Illinois Program, the Authority has not completed feasibility studies, held the public hearings required by the Act, or requested the Governor's approval of preliminary plans or estimates of costs of construction for any of the potential toll highways or projects described above.

Before commencing construction on any new toll highway, the Authority must comply with all applicable legal requirements under the Act. In the future the Authority may embark on other system expansion and improvement projects, depending upon factors such as the availability of funding for highway projects in the region, changes in traffic congestion patterns, and agreements with other public entities in the region.

Condition and Maintenance

Providing Tollway patrons with a well-maintained highway is a task assigned to the Authority's maintenance crews. Personnel assigned to the eleven maintenance buildings, spaced at approximately 25-30 mile intervals along the road, are responsible for maintaining the Tollway System by keeping roads clean and safe in all weather conditions, particularly in winter when they clear the roadway of snow and ice.

In connection with properly maintaining the condition of the Tollway System, and in accordance with the Indenture's requirement that the Authority employ a consulting engineer of nationwide and favorable reputation while any Bonds issued under the Indenture remain outstanding, including the 2016A Bonds, the Authority has employed AECOM Technical Services, Inc., Chicago, Illinois ("**AECOM**" or the "**Consulting Engineer**"), since the Tollway's inception. For fifty-six years, the Consulting Engineer has performed an annual inspection of the Tollway's roadway and facilities and produced a report of this inspection. AECOM's most recent report, for the year 2014, is dated June 30, 2015 (the "**AECOM Annual Report**"), and includes assessments of: roadway pavement, which includes a visual inspection, structural evaluation and pavement surface evaluations; roadway appurtenances (*i.e.*, drainage structures, embankments, ditches, guardrail and median barriers, mile markers, pavement markers and right-of-way fencing); structures (*i.e.*, bridges, large culverts, retaining walls, noise abatement walls, and sign structures); and buildings and facilities (*i.e.*, maintenance facility sites (garages, offices, salt domes, gas pumping facilities, storage buildings, and similar sites), toll plazas, telecommunication buildings, and oases). The AECOM Annual Report is available on the Authority's website, provided that such website is not incorporated by reference into this Official Statement.

According to the AECOM Annual Report, although the original system continues to be maintained, design life expectancies of some infrastructure elements are reaching the end of predictable usefulness due to the effects of age and increasing traffic. Prior to the current capital programs, the Authority's annual maintenance efforts focused on protecting the integrity of the roadway through projects such as emergency patching and intermittent pavement repairs. See **APPENDIX B** for additional information on the condition of the existing Tollway System and the projects being undertaken as part of the current capital programs.

The Authority's Renewal and Replacement program is based upon the recommendations of the Consulting Engineers. See "**THE TOLLWAY SYSTEM – Renewal and Replacement Program and Improvement Program**" below.

Renewal and Replacement Program and Improvement Program

The Authority's Renewal and Replacement program consists of projects to maintain the integrity of the existing Tollway System. The Renewal and Replacement program includes the preservation, replacement, repairs, renewals and reconstruction or modification of the Tollway System, but does not include System Expansion Projects and other Improvements. The Authority and its Consulting Engineers perform periodic inspections of the Tollway System to determine work necessary to maintain the existing system.

For the period from 2000 through 2014, the Authority credited over \$2.4 billion to the Renewal and Replacement Account for rehabilitation, repair and replacement projects; such credited amounts are presented in Table Six. Deposits to the Renewal and Replacement Account are made from Net Revenues after deposits are made pursuant to the Indenture into the Maintenance and Operation, Debt Service, Debt Reserve, Junior Bond Debt Service, Junior Bond Debt Reserve and Termination Payment Accounts. See **APPENDIX D – "SUMMARY OF CERTAIN PROVISIONS OF THE INDENTURE – Flow of Funds."**

[REMAINDER OF PAGE INTENTIONALLY LEFT BLANK]

TABLE SIX

**RENEWAL AND REPLACEMENT PROGRAM
FOR THE YEARS ENDED DECEMBER 31, 2000 THROUGH 2014**

RENEWAL AND REPLACEMENT ACCOUNT

Year	Total Funds Credited⁽¹⁾
2000	\$87,517,692
2001	91,073,256
2002	121,375,438
2003	157,366,445
2004	157,375,682
2005	204,609,580
2006	186,545,035
2007	198,331,687
2008	1,907,175 ⁽²⁾
2009	161,463,238
2010	206,096,487
2011	174,192,997
2012	300,660,937
2013	200,364,611
2014	200,208,079
	<hr/> \$2,449,088,339

Source: Authority's Comprehensive Annual Financial Report for the Year Ended December 31, 2014.

⁽¹⁾ Includes earnings credited to the Renewal and Replacement Account.

⁽²⁾ The Consulting Engineers deferred its recommended \$100 million deposit for 2008 to 2009, based on a projected Renewal and Replacement Account balance of \$74 million at the end of 2008 which the Consulting Engineers deemed an adequate reserve for unanticipated maintenance and rehabilitation needs of the Tollway System for 2009. The Authority's deposit of \$161,463,238 in 2009 included the amount deferred from 2008 to 2009.

Pursuant to the Indenture, on or before October 31 of each Fiscal Year the Authority is required to prepare a tentative budget for the ensuing Fiscal Year and to include in such budget the recommendations of the Consulting Engineers as to the Renewal and Replacement Deposit for the ensuing Fiscal Year. In accordance with the Indenture, Renewal and Replacement Expenses anticipated to be funded with proceeds of Bonds are not included in this Renewal and Replacement Deposit requirement. Based upon the recommendation of the Consulting Engineers included in the Authority's tentative and final budgets for 2015, the Authority estimates that a deposit of \$240,000,000 will be made in 2015, of which \$180,000,000 has been deposited as of September 30, 2015. Based upon the recommendation of the Consulting Engineers included in the Authority's tentative budget for 2016, the Authority estimates that a deposit of \$300,000,000 will be made in 2016. A portion of the Renewal and Replacement Deposits will be used to fund certain costs of the Authority's capital programs. For current estimates of future Renewal and Replacement Deposits, see the Consulting Engineer's Report in **APPENDIX B** (the "**CONSULTING ENGINEER'S REPORT**").

The tentative budget prepared each year by the Authority may include the Authority's estimate of the amount, if any, that will in the ensuing Fiscal Year be available for credit to the Improvement Account established under the Indenture, which is used to fund the Authority's Improvement program. The

Improvement program includes any System Expansion Project, or any acquisition, installation, construction, reconstruction, modification or enhancement of or to any real or personal property (other than Operating Expenses) for which a currently effective resolution of the Authority has been adopted authorizing the deposit of Revenues to the credit of the Improvement Account for such System Expansion Project or acquisition, installation, construction, reconstruction, modification or enhancement including, without limitation, the cost of related feasibility studies, plans, designs or other related expenditures. The Authority has authorized the deposit of Revenues from time to time to the credit of the Improvement Account held under the Indenture for the purpose of funding the cost of each capital improvement that constitutes an “Improvement” under the Indenture. See “**THE CAPITAL PROGRAMS – The Move Illinois Program**” and “**– The Congestion-Relief Program**” and **APPENDIX D – “SUMMARY OF CERTAIN PROVISIONS OF THE INDENTURE – Flow of Funds – Improvement Account.”**

FINANCIAL INFORMATION

Financial Information Discussion

General

Management of the Authority is responsible for establishing and maintaining an internal financial control structure designed to ensure that (i) the assets of the Authority are protected from loss, theft, or misuse and (ii) adequate accounting data are compiled to allow for the preparation of financial statements in conformity with generally accepted accounting principles. The Authority’s internal financial control structure is designed to provide reasonable, but not absolute, assurance that these objectives are met. The concept of reasonable assurance recognizes that: (1) the cost of a control should not exceed the benefits likely to be derived from it; and (2) the evaluation of costs and benefits requires estimates and judgments by management.

The Authority issues audited financial statements (see **APPENDIX A**) annually, which are prepared in accordance with generally accepted accounting principles for public agencies. The Authority’s accounting system is organized and operated on an “enterprise fund basis.” The accounting practices of the Authority are more fully described in Note 1 to the audited financial statements. The notes provided in the audited financial statements included in **APPENDIX A** are an integral and essential part of adequate disclosures and fair presentation of the audited financial report. The notes include a summary of significant accounting policies for the Authority and other necessary disclosures of pertinent matters relating to the financial position of the Authority. The notes provide additional informative disclosures not reflected on the face of the financial statements. The audited financial statements should be read only in connection with the accompanying notes.

GAAP Basis and Trust Indenture Basis

In order to demonstrate compliance with requirements stated in the Indenture, the Authority prepares separate schedules in conformity with the requirements set forth in the Indenture (the “**Trust Indenture Financials**”). The Trust Indenture Financials are not prepared in accordance with GAAP but rather reflect the requirements of the Indenture (the “**Trust Indenture Basis**”). The Trust Indenture Financials prepared on a Trust Indenture Basis are the source of the financial information included in Table Four and Table Five. Table Seven, the “*Budgetary Controls*” subsection of this section, and Section 7 of the Consulting Engineer’s Report are also prepared on a Trust Indenture Basis. A primary difference in the financial information presented on a GAAP basis versus the Trust Indenture Basis is that no depreciation/amortization is included in operating expenses in the Trust Indenture Basis. Trust Indenture Financials for the years 2014 and 2013 are included in the Supplementary Information section (pages 53-63) of the audited annual financial statements (see **APPENDIX A**), which includes additional information

on the differences between GAAP basis accounting and the Trust Indenture Basis in Footnote 1 of such Supplementary Information section.

Financial Results – Audited, GAAP Basis – 2014 Compared to 2013

Operating revenues increased approximately \$25.9 million, or 2.5%, from \$1,016.9 million in 2013 to \$1,042.8 million in 2014. This increase was primarily attributable to increased toll revenue. Toll revenue increased \$25.8 million, or 2.7%, from \$943.2 million in 2013 to \$969.0 million in 2014. Revenue from evasion recovery decreased slightly, from \$54.2 million to \$53.8 million. Other operating revenues increased slightly from \$19.5 million to \$20.1 million.

Operating expenses increased \$17.7 million, or 2.7%, from \$605.7 million in 2013 to \$623.4 million in 2014. Depreciation and amortization expense was stable, declining slightly from \$308.9 million in 2013 to \$308.8 million in 2014. Excluding depreciation, operating expenses increased by approximately 6.0%, from \$296.8 million in 2013 to \$314.5 million in 2014. The increased operating cost was due mainly to increases in retirement contributions, winter roadway materials, equipment maintenance and consulting fees. The resulting operating income in 2014 was \$419.4 million, an increase of \$8.2 million, or 2.0%, over 2013 operating income of \$411.3 million.

Net non-operating expense decreased by approximately \$17.7 million, or 8.5%, from \$206.6 million in 2013 to \$188.9 million in 2014. This decrease was primarily attributable to a reduction in miscellaneous expense from \$15.1 million to \$1.0 million, which such reduction was primarily due to a onetime miscellaneous expense of certain dormant project costs in 2013 that did not recur in 2014.

Financial Results – Audited, GAAP Basis – 2013 Compared to 2012

Operating revenues increased approximately \$47 million, or 4.9%, from \$970 million in 2012 to \$1,017 million in 2013. This increase was primarily attributable to increases in toll revenue and toll evasion recovery revenue. Toll revenue increased \$21 million, or 2.2%, from \$922 million in 2012 to \$943 million in 2013. Revenue from evasion recovery increased \$22 million, or 66.3%, from \$33 million to \$54 million. The large increase in toll evasion recovery revenue was partly due to an accounting adjustment in 2012 that reduced 2012 toll evasion recovery revenue by \$12 million. Other contributors to the increase were improved license plate image capturing techniques and the ability to pursue violators in additional states. Other operating revenues increased from \$15 million in 2012 to \$20 million in 2013. The primary contributor to the increase in other operating revenues was the sale of a property easement in 2013.

Operating expenses increased \$22 million, or 3.9%, from \$583 million in 2012 to \$606 million in 2013. Depreciation expense was stable, declining 1.7% from \$314 million in 2012 to \$309 million in 2013. Excluding depreciation, operating expenses increased by approximately 10.3% in 2013. The increased operating cost was due mainly to increases in retirement contributions, equipment maintenance costs and consulting fees. The resulting operating income in 2013 was \$411.3 million, an increase of \$24.6 million, or 6.4%, over 2012 operating income of \$386.6 million.

Net non-operating expense increased by approximately \$25.5 million, or 14%, from \$181.1 million in 2012 to \$206.6 million in 2013. This increase was primarily attributable to a reclassification of dormant project costs to expense and an increase in interest and other financing costs.

Financial Results – Audited, GAAP Basis – 2012 Compared to 2011

Operating revenues increased \$272 million during 2012, a 39% increase from \$698 million to \$970 million. Nearly all of this increase was attributable to an increase in toll revenue, from \$653 million in 2011 to \$922 million in 2012, an increase of \$269 million primarily due to the toll rate increase that went into effect on January 1, 2012. Revenue from evasion recovery was slightly less than in 2011, at \$32.6 million in 2012 versus \$33.3 million in 2011. Other operating revenues increased from \$11.9 million in 2011 to \$14.8 million in 2012.

Operating expenses declined 0.3% from \$584.7 million in 2011 to \$583.2 million in 2012. A \$7.6 million increase in insurance and employee benefits, from \$70.0 million in 2011 to \$77.5 million in 2012, was offset by declines of: (i) \$4.1 million in depreciation and amortization, from \$318.2 million in 2011 to \$314.1 million in 2012; and (ii) \$4.7 million in engineering and maintenance of roadway and structures, from \$44.8 million in 2011 to \$40.1 million in 2012. Depreciation and amortization was 53.9% of the Tollway's \$583.2 million operating expense in 2012. Excluding depreciation and amortization, operating expenses increased slightly by \$2.6 million, or 1%, from \$266.5 million in 2011 to \$269.1 million in 2012. The resulting operating income for 2012, \$387 million, was an increase of \$273 million from the previous year, due primarily to the toll rate increase. Net non-operating expenses decreased 1.7% from \$184 million in 2011 to \$181 million in 2012, primarily the result of a \$7.4 million (3.6%) decrease in interest and other financing costs from \$207 million in 2011 to \$200 million in 2012.

Annual Budget – Trust Indenture Basis

The Authority is required by the Indenture to prepare a tentative budget of Operating Expenses for the ensuing Fiscal Year on or before October 31 of each Fiscal Year and to adopt the annual budget for such Fiscal Year on or before January 31 of such Fiscal Year. The adopted annual budget does not require the approval of the Illinois General Assembly. For Fiscal Year 2016, the tentative annual budget was presented to the Board of Directors of the Authority on October 27, 2015. Such tentative annual budget includes estimates for fiscal year 2015 and budgeted amounts for fiscal year 2016. For 2015, revenues of \$1.2 billion are estimated, and spending is estimated at \$311 million in operating expenses, \$355 million for debt service, and \$1.5 billion in capital spending, a portion of which has been or will be funded by bond proceeds. For 2016, the tentative annual budget anticipates \$1.3 billion in revenues and presents an overall spending plan that includes \$322 million in operating expenses, \$399 million for debt service, and \$1.4 billion in capital spending, a portion of which will be funded by bond proceeds. The final annual budget is expected to be approved by the Board of Directors of the Authority on December 17, 2015.

Toll Revenue Collection

The Authority experiences a difference between expected and actual toll revenue collected for a variety of reasons, such as non-payments (including toll evasion and non-payment as a result of improper transponder use), underpayments, insufficient funds in I-PASS accounts, and collection or VES equipment failures. The Authority has implemented systems and procedures to facilitate maximum realization of toll revenue. (See “**THE TOLLWAY SYSTEM – Toll Collections.**”)

Expected revenue represents revenue that would be collected if every vehicle paid the exact published toll based on vehicle class, time of day and payment type. The toll revenue estimates in the Traffic Engineer's Report represent such expected revenue, and therefore do not account for overpayments, underpayments, exemptions or revenue lost due to toll avoidance, or for tolls and fines collected through the violation enforcement process. Amounts of revenue reported in the Authority's quarterly statements and annual financial reports reflect these adjustments.

From July 2006 through August 2007, the Tollway suspended the issuance of violation notices as it transitioned to a new system which integrated toll collection and violation enforcement. In addition to the system change there was also a change in the systems integrator. While these developments improved the Authority's ability to enforce its toll collection and violation enforcement in the long term, the temporary suspension of violation notices accompanying the transition resulted in a short-term increase in evaded tolls, which peaked in 2007 at 9.3% of expected revenue. Evidence pertaining to violations which occurred during the temporary suspension period, including photos, was captured and maintained, and the issuance of violation notices resumed late in 2007, which contributed to reducing the rate of evaded tolls. Evaded tolls as a percentage of expected revenue were 6.9% in 2008, 6.3% in 2009, 6.0% in 2010, 4.9% in 2011, 5.7% in 2012, 5.2% in 2013 and 5.8% in 2014.

Also as a result of the aforementioned suspension and subsequent resumption of the issuance of violation notices, toll evasion recovery revenues increased from \$10.1 million in 2007 to \$77.2 million in 2008 and \$54.8 million in 2009, as the Tollway worked through the notification and collection processes for its backlog of violations. Toll evasion recovery revenues in 2010, 2011, 2012, 2013 and 2014 were \$34.9 million, \$33.3 million, \$32.6 million, \$54.2 million and \$53.8 million, respectively. In 2012, toll evasion recovery revenues included a reduction of \$11.3 million attributable to a one-time accounting adjustment related to the conversion of violation revenue recognition to a cash basis.

Outstanding Indebtedness

Set forth below is a summary of the outstanding indebtedness of the Authority, after giving effect to the issuance of the 2016A Bonds. All of the following are Senior Bonds under the Indenture.

Series	Final Maturity	Principal Outstanding	Type of Issue
1998 Series A	1/1/2016	\$ 12,200,000	Fixed
1998 Series B	1/1/2017	123,100,000	Variable
2007 Series A-1	7/1/2030	350,000,000	Variable
2007 Series A-2	7/1/2030	350,000,000	Variable
2008 Series A-1	1/1/2031	383,100,000	Variable
2008 Series A-2	1/1/2031	95,800,000	Variable
2008 Series B ⁽¹⁾	1/1/2033	0	Fixed
2009 Series A	1/1/2034	500,000,000	Fixed
2009 Series B	12/1/2034	280,000,000	Fixed
2010 Series A-1	1/1/2031	279,300,000	Fixed
2013 Series A	1/1/2038	500,000,000	Fixed
2013 Series B-1	12/1/2018	217,390,000	Fixed
2014 Series A	12/1/2022	378,720,000	Fixed
2014 Series B	1/1/2039	500,000,000	Fixed
2014 Series C	1/1/2039	400,000,000	Fixed
2014 Series D	1/1/2025	264,555,000	Fixed
2015 Series A	1/1/2040	400,000,000	Fixed
2015 Series B ⁽²⁾	1/1/2040	400,000,000	Fixed
2016 Series A	12/1/2032	333,060,000	Fixed
Total Outstanding Debt		\$5,767,225,000	

⁽¹⁾ The 2008 Series B Bonds will be refunded by the 2016A Bonds.

⁽²⁾ Assumes the issuance of the 2015B Bonds on or about December 17, 2015.

The 1998A and 1998B Bonds were issued to advance refund a portion of the 1992 Series A Bonds, which were issued to finance the widening of the Tri-State Tollway and have been completely paid. The 2005A, 2007A-1, 2007A-2, 2008B, 2009A and 2009B Bonds were issued to finance portions of the Congestion-Relief Program. The 2008A-1 and 2008A-2 Bonds were issued to advance refund (i) a portion of the 2006A-1 Bonds and (ii) all of the Authority's Toll Highway Senior Priority Revenue Bonds, 2006 Series A-2 (the "**2006A-2 Bonds**") and, together with the 2006A-1 Bonds, the "**2006 Bonds**"). The 2010A Bonds were issued to current refund a portion of the 2008A-2 Bonds. The 2013A Bonds, 2014B Bonds, 2014C Bonds and 2015A Bonds were issued and the 2015B Bonds will be issued to finance portions of the Move Illinois Program. The 2013B-1 Bonds were issued to advance refund a portion of the 2005A Bonds. The 2014A Bonds were issued to advance refund a portion of the 2005A Bonds. The 2014D Bonds were issued to advance refund the remaining portion of the 2006A-1 Bonds.

The proceeds of the 2016A Bonds will be used to advance refund all of the outstanding 2008B Bonds, also referred to herein as the Refunded Bonds. See "**PLAN OF FINANCE.**"

There are floating-to-fixed interest rate Swap Agreements in place relating to each series of the Authority's variable rate bonds. See "**FINANCIAL INFORMATION– Swap Agreements**" for additional information.

[REMAINDER OF PAGE INTENTIONALLY LEFT BLANK]

Annual Debt Service Requirements

Set forth below is a schedule of the annual debt service requirements associated with the 2016A Bonds and the other Senior Bonds Outstanding, after giving effect to the issuance expected on December 17, 2015 of the 2015B Bonds, and the combined debt service requirements thereon for the years ending January 1, 2016 through January 1, 2040. The Authority does not have any bonds outstanding other than Senior Bonds.

Year Ending January 1	Debt Service on Outstanding Senior Bonds ⁽¹⁾⁽²⁾⁽³⁾⁽⁴⁾	<u>2016A Bonds</u>		Total Debt Service on all Senior Bonds ⁽¹⁾⁽²⁾⁽³⁾⁽⁴⁾
		Principal	Interest	
2016	\$358,765,945			\$358,765,945
2017	367,519,740		\$14,204,902	381,724,642
2018	366,277,812		16,131,750	382,409,562
2019	376,389,727		16,131,750	392,521,477
2020	376,394,293		16,131,750	392,526,043
2021	377,044,365		16,131,750	393,176,115
2022	376,800,428		16,131,750	392,932,178
2023	376,545,409		16,131,750	392,677,159
2024	376,391,959		16,131,750	392,523,709
2025	376,823,020		16,131,750	392,954,770
2026	390,056,829		16,131,750	406,188,579
2027	429,362,412		16,131,750	445,494,162
2028	429,421,232		16,131,750	445,552,982
2029	429,309,266		16,131,750	445,441,016
2030	429,420,131		16,131,750	445,551,881
2031	429,399,798		16,131,750	445,531,548
2032	259,005,300	\$162,720,000	16,131,750	437,857,050
2033	259,119,797	170,340,000	8,517,000	437,976,797
2034	448,683,004			448,683,004
2035	448,657,800			448,657,800
2036	436,930,000			436,930,000
2037	436,923,750			436,923,750
2038	436,920,000			436,920,000
2039	406,475,000			406,475,000
2040	295,890,000			295,890,000
Total	\$9,694,527,017	\$333,060,000	\$264,698,152	\$10,292,285,169

(1) Debt service for the Authority's variable rate bonds (1998B, 2007A-1, 2007A-2, 2008A-1 and 2008A-2 Bonds) assumes the associated annual synthetic fixed interest rates, based on Swap Agreements entered into in connection with those variable rate bonds. See "FINANCIAL INFORMATION – Swap Agreements."

(2) The Authority's variable rate bonds, other than the 2007A Bonds, have liquidity support provided through standby bond purchase agreements with various liquidity providers and have bond insurance. The 2007A Bonds have liquidity and credit support provided through agreements with various providers. Debt service for the variable rate bonds does not include any liquidity fees, letter of credit fees or remarketing fees. As of the date of this Official Statement, no variable rate bonds were held by their respective liquidity or credit providers. See "FINANCIAL INFORMATION – Liquidity and Credit Facilities."

(3) Debt service does not net out any Subsidy Payments received or anticipated to be received by the Authority in connection with the 2009A Bonds or 2009B Bonds issued as Build America Bonds.

(4) Does not take into account any projected future bond issuance, but does reflect the issuance on or about December 17, 2015 of the 2015B Bonds. Rows and columns may not add due to rounding.

Swap Agreements

General

Significant terms of the Authority's existing swap agreements in effect on the date of issuance of the 2016A Bonds (each a "Swap Agreement" and collectively, the "Swap Agreements") are set forth in the following table. Estimated valuations of the Swap Agreements are shown as of September 30, 2015 and do not include accrued interest; however such valuations are only estimates and may change due to various factors, including changes in interest rates and differences in valuation methods.

Series	Current Notional Amount (000s)	Effective Date	Fixed Rate ⁽¹⁾	Variable Rate ⁽²⁾	Termination Date	Counterparty	Estimated Valuation (000s) (as of 9/30/2015)
1998B	\$ 67,705	12/30/98	4.3250%	Bond rate ⁽³⁾	01/01/17	Goldman Sachs Mitsui Marine Derivative Products, L.P.	\$ (2,243)
1998B	55,395	12/30/98	4.3250	Bond rate ⁽³⁾	01/01/17	JPMorgan Chase Bank, National Association	(1,835)
2007A-1	175,000	11/01/07	3.9720	SIFMA ⁽⁴⁾	07/01/30	Citibank N.A., New York	(44,136)
2007A-1	175,000	11/01/07	3.9720	SIFMA ⁽⁴⁾	07/01/30	Goldman Sachs Bank USA ⁽⁵⁾	(44,136)
2007A-2	262,500	11/01/07	3.9925	SIFMA ⁽⁴⁾	07/01/30	Bank of America, N.A.	(66,794)
2007A-2	87,500	11/01/07	3.9925	SIFMA ⁽⁴⁾	07/01/30	Wells Fargo Bank, N.A.	(22,265)
2008A-1	191,550	02/07/08	3.7740	SIFMA ⁽⁴⁾	01/01/31	The Bank of New York	(43,631)
2008A-1	191,550	02/07/08	3.7740	SIFMA ⁽⁴⁾	01/01/31	Deutsche Bank AG	(43,631)
2008A-2	<u>95,775</u>	02/07/08	3.7640	SIFMA ⁽⁴⁾	01/01/31	Bank of America, N.A. ⁽⁶⁾	<u>(21,713)</u>
	\$1,301,975						\$(290,383)

⁽¹⁾ Fixed rate paid by the Authority. Fixed interest payments are made on a monthly or semi-annual basis according to each Swap Agreement.

⁽²⁾ Variable rate received by the Authority.

⁽³⁾ For each Swap Agreement relating to the 1998B Bonds, the variable payment is based upon the actual amount of interest paid bondholders (cost of funds). Upon the occurrence of certain events, the amounts payable by each Swap Provider under the Swap Agreements relating to the 1998B Bonds shall equal the Alternative Floating Rate (as defined in the Swap Agreements relating to the 1998B Bonds), which may be different than the interest rate on the 1998B Bonds.

⁽⁴⁾ Securities Industry and Financial Markets Association (SIFMA) 7-day Municipal Swap Index.

⁽⁵⁾ Guaranteed by The Goldman Sachs Group, Inc.

⁽⁶⁾ Novation effective October 7, 2011 from Merrill Lynch Capital Services, Inc. to Bank of America, N.A. Guaranteed by Merrill Lynch & Co., Inc.

Each of the above Swap Agreements is a Qualified Hedge Agreement under the Indenture. As a result, pursuant to the terms of the Indenture, the Authority is entitled to treat the Bonds related to a given Swap Agreement as bearing interest at the fixed rate of interest payable by the Authority to the counterparty under such Swap Agreement (each a Swap Provider), for purposes of calculating the Net Revenue Requirement to be used in demonstrating compliance with certain financial tests and requirements under the Indenture, including tests for the issuance of Additional Senior Bonds. Each of the Swap Agreements will amortize in such amounts and at such times that the notional amount of the Swap Agreement will at all times approximately match, but not exceed, the outstanding principal amount of the related Bonds.

The fixed interest payments made by the Authority under each of the Swap Agreements will be paid from amounts on deposit in the Interest Sub-Account of the Debt Service Account on a parity with the lien of the Net Revenues created with respect to the Senior Bonds.

Arrangements made in respect of the Swap Agreements do not alter the Authority's obligation to pay the principal of, premium, if any, and interest on the Authority's Outstanding Bonds. Payments pursuant to the Swap Agreements do not constitute Revenues and therefore the Swap Agreements do not provide a source of security for the Authority's Outstanding Bonds.

There are certain risks related to each Swap Agreement. For a discussion of certain of these risks, see **APPENDIX A – "FINANCIAL STATEMENTS – Note 9 – Derivative Instruments."**

Sources of Funds for Swap Termination Payments

Under the Indenture, any termination payments with respect to the Swap Agreements relating to the 1998B Bonds are payable from the Provider Payment Sub-Account of the Debt Service Account. Payments from the Provider Payment Sub-Account are made after payment of debt service on the Senior Bonds but prior to deposits to the Debt Reserve Account (although no deposit may be made to the Provider Payment Sub-Account for making any termination payment if there is a deficiency in the Debt Reserve Account). The Authority's obligation to make such payments is on parity with the lien on the Net Revenues created with respect to the 2016A Bonds and is prior to payment of debt service on any Junior Bonds or Subordinated Indebtedness. Any termination payments with respect to Swap Agreements executed and delivered from and after the date of execution and delivery of the Seventh Supplemental Indenture, which include the Swap Agreements relating to the 2007 Bonds and the Swap Agreements relating to the 2008A Bonds, will be paid from amounts on deposit in the Termination Payment Account or other lawfully available funds of the Authority. Payments from the Termination Payment Account are made after payment of debt service on Senior Bonds, after deposits to the Debt Reserve Account and after payment of any amounts required by Supplemental Indentures authorizing Junior Bonds. See **"SECURITY AND SOURCES OF PAYMENT FOR THE 2016A BONDS – Flow of Funds."**

[REMAINDER OF PAGE INTENTIONALLY LEFT BLANK]

Liquidity and Credit Facilities

The Authority's variable rate bonds, other than the 2007A Bonds, have liquidity support provided through standby bond purchase agreements with the liquidity providers set forth below and have bond insurance. The 2007A Bonds have liquidity and credit support provided through agreements with the providers set forth below:

Series	Insurer	Liquidity and/or Credit Provider and Expiration Date of Liquidity and/or Credit Facility
1998B	Assured Guaranty Municipal Corp.	Landesbank Hessen-Thüringen Girozentrale (1/03/2017) ⁽¹⁾
2007A-1a	None	Citibank, N.A. (1/31/2017)
2007A-1b	None	Mizuho Bank, Ltd. (3/18/2016)
2007A-2a	None	The Bank of Tokyo-Mitsubishi UFJ, Ltd. (3/17/2017)
2007A-2b	None	BMO Harris Bank N.A. (3/18/2017)
2007A-2c	None	The Northern Trust Company (3/17/2017)
2007A-2d	None	Royal Bank of Canada (3/17/2017)
2008A-1a	Assured Guaranty Municipal Corp.	JPMorgan Chase Bank, N.A. (2/5/2016)
2008A-1b	Assured Guaranty Municipal Corp.	Bank of America, N.A. (2/5/2016)
2008A-2	Assured Guaranty Municipal Corp.	JPMorgan Chase Bank, N.A. (2/5/2016)

⁽¹⁾ The final maturity of the 1998B Bonds is 1/01/2017. As 1/01/2017 is not a business day, the stated expiration date of the related liquidity facility is the first business day thereafter (1/03/2017).

As of the date of this Official Statement, no variable rate bonds are held by their respective liquidity or credit providers.

Pro Forma Debt Service Coverage

Table Seven below sets forth the Pro Forma Debt Service Coverage for the years 2015 through 2031, based upon the assumptions set forth in this Official Statement. Projected Operating Revenues in Table Seven are based on the report of CDM Smith Inc., Lisle, Illinois (the "**Traffic Engineer**") attached hereto as **APPENDIX C** (the "**Traffic Engineer's Report**"). Projected Operating Expenses in Table Seven are based upon the Consulting Engineer's Report attached hereto as **APPENDIX B**. Selected portions of each report are summarized in the paragraphs that follow in this section and reference is made to **APPENDICES B** and **C** for the reports of the Consulting Engineers and Traffic Engineer, respectively.

As previously noted, the toll revenue estimates in the Traffic Engineer's Report represent expected revenue. Expected revenue represents the revenue that would be collected if every vehicle paid the exact published toll based on vehicle class, time of day and payment type. The expected revenue does not account for overpayments, underpayments, exemptions or toll avoidance nor does it account for tolls and fines collected through the violation enforcement system. In addition, estimates of toll revenues by the Traffic Engineer are based on various assumptions, including the assumption that the commercial vehicle toll rate increase that was approved in 2008 and affirmed in 2012 will go into effect as scheduled. The commercial vehicle toll rate increase is an increase of approximately 60% over the prior toll rate schedule for commercial vehicles. Approximately two-thirds of the increase was implemented on

schedule on January 1, 2015. The remainder of the increase is scheduled to be implemented as follows: approximately one-sixth of the increase on January 1, 2016 and approximately one-sixth of the increase on January 1, 2017. Additionally, the commercial vehicle toll rate increase includes an annual inflator based on the Consumer Price Index for All Urban Consumers, to be implemented beginning January 1, 2018, and every January 1st thereafter. The Traffic Engineer's Report assumes that for passenger vehicles, the present toll schedule will remain in effect through 2040. Critical revenue assumptions are stated in the Traffic Engineer's Report. See **APPENDIX C**.

Future Senior Bonds for the payment of Project Costs may be issued on a parity with Outstanding Senior Bonds *provided* that the Authority certifies, based upon certificates of Traffic Engineer and Consulting Engineers and in addition to certain other required certifications, that (1) Net Revenues as reflected in the books of the Authority for a period of 12 consecutive months out of the 18 months next preceding each issuance (as adjusted to reflect certain adjustments of toll rates, if applicable) exceeded the Net Revenue Requirement for such 12-month period, and (2) estimated Net Revenues for the current and each future Fiscal Year through at least the fifth full Fiscal Year after the date of issuance of such Additional Bonds, shall be at least equal to the estimated Net Revenue Requirement for such Fiscal Year. Other tests apply for Senior Bonds issued for the purpose of completing a Project or Senior Bonds issued for refunding purposes. The Net Revenue Requirement means, with respect to any period of time, an amount necessary to cure deficiencies, if any, in the Debt Service Account, the Debt Reserve Account, any Junior Bond Debt Service Account and any Junior Bond Debt Reserve Account plus the greater of (i) the sum of Aggregate Debt Service (defined as the sum of the amounts of Debt Service with respect to all series of Senior Bonds), the Junior Bond Revenue Requirement and the Renewal and Replacement Deposit for such period or (ii) 1.3 times the Aggregate Debt Service for such period. As of the date of this Official Statement, the Authority has no Junior Bonds or subordinated indebtedness outstanding. See **APPENDIX D – "SUMMARY OF CERTAIN PROVISIONS OF THE INDENTURE – Additional Indebtedness."**

Under the Indenture, the Authority is required to adopt an annual budget of its operating expenses for each Fiscal Year, which budget shall include the recommendations of the Consulting Engineers as to the Renewal and Replacement Deposit for such Fiscal Year and the Authority's estimate of the amounts available for credit to the Improvement Account and the System Reserve Account. Estimates of Renewal and Replacement Deposits are based upon the Consulting Engineers' assessment of the Tollway System and its independent review of information provided by the Authority, including projected balances, budgeted expenditures and projected future expenditures. The Consulting Engineer's Report also contains estimates of the Renewal and Replacement Deposit for the years 2015 through 2031.

The following table sets forth Pro Forma Debt Service Coverage for the years 2015 through 2031 (forecasted), based upon the assumptions set forth in the footnotes. **As noted in the footnotes, debt service in this table includes the 2015B Bonds, the issuance of the 2016A Bonds and the refunding of the Refunded Bonds, but does not include any bond issuance projected after the 2016A Bonds.** This table should be considered in conjunction with the entire Consulting Engineer's Report and the entire Traffic Engineer's Report to understand the assumptions on which Projected Revenues, Projected Operating Expenses and Projected Renewal and Replacement Deposits are based. There will usually be differences between projected and actual results, because events and circumstances frequently do not occur as expected, and those differences may be material. The financial information in the following Table Seven is projected on a Trust Indenture Basis.

TABLE SEVEN

**PRO FORMA DEBT SERVICE COVERAGE
(Dollars in thousands)**

Projected Operating Revenues	<u>2015</u>	<u>2016</u>	<u>2017</u>	<u>2018</u>	<u>2019</u>
Toll Revenues ⁽¹⁾					
Existing System ⁽¹⁾	\$1,226,457	\$1,309,781	\$1,362,676	\$1,391,600	\$1,422,882
Elgin O'Hare Corridor ⁽¹⁾	<u>0</u>	<u>0</u>	<u>21,874</u>	<u>38,866</u>	<u>40,997</u>
Subtotal - Toll Revenues	\$1,226,457	\$1,309,781	\$1,384,550	\$1,430,466	\$1,463,879
Evaded Tolls ⁽²⁾	(78,457)	(82,781)	(88,611)	(91,550)	(93,688)
Evasion Recovery ⁽³⁾	60,000	63,000	66,458	68,662	70,266
Concession and Miscellaneous Revenues	9,000	8,000	9,000	9,000	9,000
Investment Income	<u>1,000</u>	<u>2,000</u>	<u>5,000</u>	<u>11,000</u>	<u>17,000</u>
TOTAL REVENUES	\$1,218,000	\$1,300,000	\$1,376,397	\$1,427,579	\$1,466,457
Projected Operating Expenses⁽⁴⁾	<u>\$ 310,500</u>	<u>\$ 321,807</u>	<u>\$ 342,500</u>	<u>\$ 356,500</u>	<u>\$ 370,200</u>
Projected Net Operating Revenues	\$ 907,500	\$ 978,193	\$1,033,897	\$1,071,079	\$1,096,257
Debt Service (includes 2015B Bonds) ⁽⁵⁾	\$ 358,766	\$ 381,725	\$ 382,410	\$ 392,521	\$ 392,526
Pro Forma Debt Service Coverage	2.5 x	2.6 x	2.7 x	2.7 x	2.8 x
Projected Net Cash Flow ⁽⁶⁾	\$ 548,734	\$ 596,468	\$ 651,487	\$ 678,558	\$ 703,731

⁽¹⁾ Forecasted Toll Revenues are based upon the Traffic Engineer's Report. See **APPENDIX C**.

⁽²⁾ Forecasted Evaded Tolls (aka Toll Revenue Leakage) in 2015/2016 is as estimated/budgeted by the Authority, and thereafter is estimated at 6.4% of Toll Revenues. See **"THE TOLLWAY SYSTEM – Toll Collections"** for a discussion of Evaded Tolls.

⁽³⁾ Forecasted Evasion Recovery is as estimated/budgeted by the Authority in 2015/2016 and thereafter is estimated at 75% of Evaded Tolls.

⁽⁴⁾ Forecasted Operating Expenses are based upon the Consulting Engineer's Report. See **APPENDIX B**.

⁽⁵⁾ See **"FINANCIAL INFORMATION – Annual Debt Service Requirements"** for certain assumptions relating to debt service on the outstanding Senior Bonds. **This table assumes the issuance of the 2015B Bonds, the issuance of the 2016A Bonds and the refunding of the Refunded Bonds, but does not take into account any bond issuance projected after the 2016A Bonds.** The Authority's current estimate of projected debt service coverage assuming the issuance of all additional bonds for the Move Illinois Program, such assumed issuance as described in **"PLAN OF FINANCE"** herein, is approximately 2x for each of the years of 2015 through 2031. This table does not take into account, either as revenue or as a credit against debt service, any Subsidy Payments expected in connection with the 2009A Bonds and 2009B Bonds issued as Build America Bonds. Payments due January 1 of each year are deemed payable in the preceding year. See the definition of "Debt Service" in **APPENDIX D**.

⁽⁶⁾ In each year, the projected net cash flow exceeds the projected Renewal and Replacement Deposit for such year set forth in the Consulting Engineer's Report. Totals may not add due to rounding.

TABLE SEVEN (CONTINUED)

PRO FORMA DEBT SERVICE COVERAGE
(Dollars in Thousands)

Projected Operating Revenues	<u>2020</u>	<u>2021</u>	<u>2022</u>	<u>2023</u>	<u>2024</u>	<u>2025</u>
Toll Revenues ⁽¹⁾						
Existing System ⁽¹⁾	\$1,467,222	\$1,485,808	\$1,526,085	\$1,610,744	\$1,662,035	\$1,697,083
Elgin O'Hare Corridor ⁽¹⁾	<u>45,690</u>	<u>48,013</u>	<u>48,703</u>	<u>49,380</u>	<u>50,239</u>	<u>57,509</u>
Subtotal - Toll Revenues	\$1,512,912	\$1,533,821	\$1,574,788	\$1,660,124	\$1,712,274	\$1,754,592
Evaded Tolls ⁽²⁾	(96,826)	(98,165)	(100,786)	(106,248)	(109,586)	(112,294)
Evasion Recovery ⁽³⁾	72,620	73,623	75,590	79,686	82,189	84,220
Concession and Miscellaneous Revenues	10,000	10,000	10,000	10,000	10,000	11,000
Investment Income	<u>17,000</u>	<u>17,000</u>	<u>18,000</u>	<u>18,000</u>	<u>18,000</u>	<u>18,000</u>
TOTAL REVENUES	\$1,515,405	\$1,536,280	\$1,577,591	\$1,661,562	\$1,712,878	\$1,755,519
Projected Operating Expenses⁽⁴⁾	<u>\$ 385,300</u>	<u>\$ 397,900</u>	<u>\$ 411,900</u>	<u>\$ 428,300</u>	<u>\$ 444,200</u>	<u>\$ 460,500</u>
Projected Net Operating Revenues	\$1,130,405	\$1,138,380	\$1,165,691	\$1,233,262	\$1,268,678	\$1,295,019
Debt Service (includes 2015B Bonds) ⁽⁵⁾	\$ 393,176	\$ 392,932	\$ 392,677	\$ 392,524	\$ 392,955	\$ 406,189
Pro Forma Debt Service Coverage	2.9 x	2.9 x	3.0 x	3.1 x	3.2 x	3.2 x
Projected Net Cash Flow ⁽⁶⁾	\$ 737,229	\$ 745,448	\$ 773,014	\$ 840,738	\$ 875,723	\$ 888,830

⁽¹⁾ Forecasted Toll Revenues are based upon the Traffic Engineer's Report. See **APPENDIX C**.

⁽²⁾ Forecasted Evaded Tolls (aka Toll Revenue Leakage) in 2015/2016 is as estimated/budgeted by the Authority, and thereafter is estimated at 6.4% of Toll Revenues. See **"THE TOLLWAY SYSTEM – Toll Collections"** for a discussion of Evaded Tolls.

⁽³⁾ Forecasted Evasion Recovery is as estimated/budgeted by the Authority in 2015/2016 and thereafter is estimated at 75% of Evaded Tolls.

⁽⁴⁾ Forecasted Operating Expenses are based upon the Consulting Engineer's Report. See **APPENDIX B**.

⁽⁵⁾ See **"FINANCIAL INFORMATION – Annual Debt Service Requirements"** for certain assumptions relating to debt service on the outstanding Senior Bonds. **This table assumes the issuance of the 2015B Bonds, the issuance of the 2016A Bonds and the refunding of the Refunded Bonds, but does not take into account any bond issuance projected after the 2016A Bonds.** The Authority's current estimate of projected debt service coverage assuming the issuance of all additional bonds for the Move Illinois Program, such assumed issuance as described in **"PLAN OF FINANCE"** herein, is approximately 2x for each of the years of 2015 through 2031. This table does not take into account, either as revenue or as a credit against debt service, any Subsidy Payments expected in connection with the 2009A Bonds and 2009B Bonds issued as Build America Bonds. Payments due January 1 of each year are deemed payable in the preceding year. See the definition of "Debt Service" in **APPENDIX D**.

⁽⁶⁾ In each year, the projected net cash flow exceeds the projected Renewal and Replacement Deposit for such year set forth in the Consulting Engineer's Report. Totals may not add due to rounding.

TABLE SEVEN (CONTINUED)

**PRO FORMA DEBT SERVICE COVERAGE
(Dollars in Thousands)**

Projected Operating Revenues	<u>2026</u>	<u>2027</u>	<u>2028</u>	<u>2029</u>	<u>2030</u>	<u>2031</u>
Toll Revenues ⁽¹⁾						
Existing System ⁽¹⁾	\$1,739,449	\$1,783,717	\$1,824,308	\$1,859,134	\$1,892,928	\$1,925,393
Elgin O'Hare Corridor ⁽¹⁾	<u>95,385</u>	<u>98,430</u>	<u>100,119</u>	<u>101,124</u>	<u>102,595</u>	<u>103,911</u>
Subtotal - Toll Revenues	\$1,834,834	\$1,882,147	\$1,924,427	\$1,960,258	\$1,995,523	\$2,029,304
Evaded Tolls ⁽²⁾	(117,429)	(120,457)	(123,163)	(125,457)	(127,713)	(129,875)
Evasion Recovery ⁽³⁾	88,072	90,343	92,372	94,092	95,785	97,407
Concession and Miscellaneous Revenues	11,000	11,000	11,000	11,000	12,000	12,000
Investment Income	<u>19,000</u>	<u>19,000</u>	<u>19,000</u>	<u>19,000</u>	<u>19,000</u>	<u>19,000</u>
TOTAL REVENUES	\$1,835,477	\$1,882,033	\$1,923,636	\$1,958,894	\$1,994,595	\$2,027,835
Projected Operating Expenses⁽⁴⁾	<u>\$ 482,000</u>	<u>\$ 499,000</u>	<u>\$ 516,300</u>	<u>\$ 533,700</u>	<u>\$ 551,800</u>	<u>\$ 570,900</u>
Projected Net Operating Revenues	\$1,353,477	\$1,383,033	\$1,407,336	\$1,425,194	\$1,442,795	\$1,456,935
Debt Service (includes 2015B Bonds) ⁽⁵⁾	\$ 445,494	\$ 445,553	\$ 445,441	\$ 445,552	\$ 445,532	\$ 437,857
Pro Forma Debt Service Coverage	3.0 x	3.1 x	3.2 x	3.2 x	3.2 x	3.3 x
Projected Net Cash Flow ⁽⁶⁾	\$ 907,983	\$ 937,480	\$961,895	\$979,642	\$997,263	\$1,019,078

⁽¹⁾ Forecasted Toll Revenues are based upon the Traffic Engineer's Report. See **APPENDIX C**.

⁽²⁾ Forecasted Evaded Tolls (aka Toll Revenue Leakage) in 2015/2016 is as estimated/budgeted by the Authority, and thereafter is estimated at 6.4% of Toll Revenues. See **"THE TOLLWAY SYSTEM – Toll Collections"** for a discussion of Evaded Tolls.

⁽³⁾ Forecasted Evasion Recovery is as estimated/budgeted by the Authority in 2015/2016 and thereafter is estimated at 75% of Evaded Tolls.

⁽⁴⁾ Forecasted Operating Expenses are based upon the Consulting Engineer's Report. See **APPENDIX B**.

⁽⁵⁾ See **"FINANCIAL INFORMATION – Annual Debt Service Requirements"** for certain assumptions relating to debt service on the outstanding Senior Bonds. **This table assumes the issuance of the 2015B Bonds, the issuance of the 2016A Bonds and the refunding of the Refunded Bonds, but does not take into account any bond issuance projected after the 2016A Bonds.** The Authority's current estimate of projected debt service coverage assuming the issuance of all additional bonds for the Move Illinois Program, such assumed issuance as described in **"PLAN OF FINANCE"** herein, is approximately 2x for each of the years of 2015 through 2031. This table does not take into account, either as revenue or as a credit against debt service, any Subsidy Payments expected in connection with the 2009A Bonds and 2009B Bonds issued as Build America Bonds. Payments due January 1 of each year are deemed payable in the preceding year. See the definition of "Debt Service" in **APPENDIX D**.

⁽⁶⁾ In each year, the projected net cash flow exceeds the projected Renewal and Replacement Deposit for such year set forth in the Consulting Engineer's Report. Totals may not add due to rounding.

CERTAIN RISK FACTORS

The following is a discussion of certain risk factors attendant to an investment in the 2016A Bonds. The discussion is a non-exclusive summary of such risks and is not intended to be exhaustive. In order for potential investors to identify risk factors and make an informed investment decision, potential investors should be thoroughly familiar with the entire Official Statement. The order in which risks are presented is not intended to reflect either the likelihood that a particular event will occur or the relative significance of such an event. Moreover, there may be other risks or considerations associated with an investment in the 2016A Bonds in addition to those set forth in this Official Statement.

General Factors Affecting Authority Revenues

The information provided with respect to toll revenues collected by the Authority is based on historical data. The amount of future toll revenues to be collected by the Authority depends upon a number of factors including rates established by the Authority and levels and composition of traffic on the Tollway System. The Authority is authorized under the Act to make and establish or repeal toll rates as it deems necessary, expedient and sufficient to maintain and operate the Tollway System, including the payment of administrative expenses and discharge of all Authority obligations as they become due and payable. The Authority is obligated under the Indenture to set tolls at levels that are expected to, with other revenues of the Authority, generate Net Revenues sufficient to meet its obligations under the Indenture. It is currently anticipated that the existing and future toll rate structures specified in TABLE ONE –TOLL RATES BY VEHICLE CLASS will be sufficient to meet the toll covenant of the Authority contained in the Indenture. See “**SECURITY AND SOURCES OF PAYMENTS FOR THE 2016A BONDS – Toll Covenant.**” However, the amount and composition of traffic on the Tollway System cannot be predicted with certainty and may underperform Authority expectations due to general economic conditions, diversion of some traffic to alternative non-toll routes to avoid toll rate increases, increased fuel costs, increased mileage standards or other factors.

Forward Looking Statements; Traffic Engineer’s Report and Consulting Engineer’s Report

This Official Statement, including particularly the Traffic Engineer’s Report attached as **APPENDIX C**, the Consulting Engineer’s Report attached as **APPENDIX B** and the statements of the Authority contained in this Official Statement based on those reports, contains statements relating to future results that are “forward-looking statements” as defined in the Private Securities Litigation Reform Act of 1995. When used in this Official Statement, the words “estimate,” “anticipate,” “forecast,” “project,” “intend,” “propose,” “plan,” “expect,” “assume” and similar expressions identify forward-looking statements. Such statements are subject to risks and uncertainties that could cause actual results to differ materially from those contemplated in such forward looking statements.

The Traffic Engineer’s Report, and the traffic forecasts contained in it, incorporate numerous assumptions and projections as to estimated revenues. No assurances can be given that the assumptions contained in such report will occur. Some assumptions used to develop the forecasts may not be realized and unanticipated events and circumstances may occur. Therefore, the actual results achieved during the forecast period may vary, and the variations may be material. See **APPENDIX C – “TRAFFIC ENGINEER’S REPORT.”**

The Consulting Engineer’s Report, and the forecasts contained in it, incorporate numerous assumptions and projections as to capital program costs, operating expenses and needs for deposits to the Renewal and Replacement Account. No assurances can be given that the assumptions contained in such report will occur. Some assumptions used to develop the forecasts may not be realized and unanticipated events and circumstances may occur. Therefore, the actual results achieved during the forecast period

may vary, and the variations may be material. See **APPENDIX B – “CONSULTING ENGINEER’S REPORT.”**

The Move Illinois Program

In connection with the Move Illinois Program, as is the case with all of the Authority’s capital programs, there is a possibility of time delays and cost increases resulting from various factors. Those factors include, but are not limited to (i) design and construction issues and resulting change orders and project additions or changes to project scope, (ii) environmental litigation or environmental administrative matters, (iii) changes in the timeliness or cost of acquiring right of way, (iv) unidentified factors related to the physical condition of the Tollway System, (v) utility relocation problems, (vi) hazardous materials, (vii) force majeure events, (viii) litigation, (ix) inflation, (x) insurance coverage matters, (xi) labor actions or (xii) insolvency or bankruptcy of the contractors or other inability of the contractors to perform during construction of the Move Illinois Program. As a result, there can be no assurances that the costs of completion of the Move Illinois Program will not exceed current estimates, or that the completion of the projects will not be delayed beyond the scheduled completion date. Variations in cost estimates and delays in construction could be material.

Delays in construction completion could impact the collection of toll revenues on the affected portion of the Tollway System. The Traffic Engineer’s Report forecasts revenues based on the timely completion of projects. Actual revenues may differ from such forecasts and the difference may be material. See **APPENDIX C – “TRAFFIC ENGINEER’S REPORT.”**

Adverse Changes to Third-Party Financial Institutions

Adverse changes in the financial condition of certain third-party financial institutions may adversely affect the Authority’s financial position. See **“FINANCIAL INFORMATION – Swap Agreements”** and **“– Liquidity and Credit Facilities.”** Certain of the Authority’s obligations associated with its contractual arrangements may create exposure for the Authority to such institutions, including but not limited to:

- Counterparty risk related to Swap Agreements used by the Authority to hedge its cost of funds, including any termination events;
- Risk of rating changes of the Authority’s liquidity or credit support providers which may adversely affect the interest costs on the Authority’s variable rate debt or which may render such variable rate debt unmarketable; and
- Risk of non-renewal of one or more of the Authority’s liquidity or credit support agreements and inability to replace such agreements, which could result in a mandatory tender of the associated variable rate bonds which may adversely affect the debt service of such bonds and/or cause the Authority to refinance or pre-pay some or all of such bonds.

Technological and Other Risk Factors

The Authority is dependent on technology to conduct general business operations, including toll collection and customer account services which are dependent on the ability to process, record and monitor a large number of electronic transactions generated by equipment located throughout the Tollway System which record transponder and license plate information on vehicles. See **“THE TOLLWAY SYSTEM – Toll Collections.”** If the Authority’s financial, accounting, or other data processing systems

fail or have other significant shortcomings, the Authority could be materially adversely affected. The Authority is similarly dependent on its employees and contractors. It could be materially adversely affected if one or more of its employees/contractors cause a significant operational breakdown or failure, either as a result of human error or purposeful sabotage or fraudulent manipulation of one or more systems. In addition, as the Authority changes processes or introduces new services, the Authority may not fully appreciate or identify new operational risks that may arise from such changes. Any of these occurrences could diminish the Authority's ability to operate or result in potential liability.

The Authority may be subject to disruptions of its operating systems arising from events that are wholly or partially beyond the Authority's control, which may include, for example, security breaches; electrical or telecommunications outages; failures of computer servers or other damage to the Authority's property or assets; natural disasters; or events arising from local or larger scale political events, including terrorist acts. While the Authority believes that its current resiliency plans are both sufficient and adequate, there can be no assurance that such plans will fully mitigate all potential business continuity risks. Any failures or disruptions of the Authority's systems or operations could cause reputational damage and/or give rise to losses or liability that may require the Authority to expend significant resources to correct the failure or disruption, as well as expose the Authority to litigation or losses not covered by insurance.

Although the Authority devotes significant resources to maintain and regularly upgrade its systems and processes that are designed to protect the security of its computer systems, software, networks and other technology assets and the confidentiality, integrity and availability of information belonging to customers, there is no assurance that all of these security measures will provide absolute security. These risks may increase in the future as the Authority continues to increase its mobile-payment and other internet-based applications both internally and externally.

In addition, the Authority is also a member of a consortium of toll collection agencies from various states across the country that relies on technology to collect tolls, which technology is subject to similar risks. See "**THE TOLLWAY SYSTEM – Toll Collections.**"

Loss of Tax Exemption

As discussed under "**TAX MATTERS**" herein, interest on the 2016A Bonds could become includible in gross income for purposes of federal income taxation, retroactive to the date the 2016A Bonds were issued, as a result of future acts or omissions of the Authority in violation of its covenants in the Tax Exemption Certificate and Agreement entered into in connection with the issuance of the 2016A Bonds or future Congressional actions.

IRS Bond Examinations

The tax-exempt bond office of the Internal Revenue Service (the "**Service**") is conducting audits of tax-exempt bonds, both compliance checks and full audits, with increasing frequency to determine whether, in the view of the Service, interest on such tax-exempt obligations is includible in the gross income of the owners thereof for federal income tax purposes. It cannot be predicted whether the Service will commence any such audit. If an audit is commenced, under current procedures the Service may treat the Authority as a taxpayer and the Owners of the 2016A Bonds may have no right to participate in such proceeding. The commencement of an audit with respect to any tax-exempt obligations of the Authority could adversely affect the market value and liquidity of the 2016A Bonds, regardless of the ultimate outcome.

Legislative Action

Legislation is introduced from time to time in the Illinois General Assembly which, if adopted, may affect the Authority or the Tollway System. The Authority cannot predict whether or not any such bills will be enacted into law or how any such legislation may affect the Authority and its ability to meet its payment obligations under the Indenture and with respect to the 2016A Bonds.

LITIGATION

There is no litigation pending or, to the knowledge of the Authority, threatened in any court, (i) questioning the existence or organization of the Authority, the title of any of the present officers of the Authority to their respective offices, or the validity of the 2016A Bonds or any other Authority bonds, or seeking to restrain or enjoin the issuance or delivery of the 2016A Bonds or any other Authority bonds, or questioning the power of the Authority to pledge Net Revenues in accordance with the terms of the Indenture or (ii) questioning the power of the Authority to collect tolls, fees, charges and rents or receive other Revenues or questioning the Authority's other powers that in either case would have a material adverse effect on the financial condition of the Authority or the issuance of the 2016A Bonds.

Lawsuits have been filed and are currently pending against the Authority, including claims for breach of contract, wrongful discharge, workers' compensation and personal injury to employees and non-employees. The Authority, after taking into consideration legal counsel's evaluation of such actions, is of the opinion that the anticipated outcome of these matters will have no material adverse effect on the financial condition of the Authority. The Authority has commercial insurance coverage for certain risks, including liability and damages to Authority property. Each of these insurance programs is subject to self-funded retentions and/or deductibles. These self-funded retentions and deductibles range from \$250,000 to \$500,000 per occurrence for liability and \$10,000 to \$1,000,000 per occurrence for damages to Authority property.

APPROVAL OF LEGAL PROCEEDINGS

Certain legal matters incident to the authorization, issuance and sale of the 2016A Bonds are subject to the approving legal opinion of Mayer Brown LLP, Chicago, Illinois, as Bond Counsel ("**Bond Counsel**"), who has been retained by, and acts as, Bond Counsel to the Authority. Bond Counsel has not been retained or consulted on disclosure matters and has not undertaken to review or verify the accuracy, completeness or sufficiency of this Official Statement or other offering material relating to the 2016A Bonds and assumes no responsibility for the statements or information contained in or incorporated by reference in this Official Statement, except that in its capacity as Bond Counsel, Mayer Brown LLP has, at the request of the Authority, reviewed only the information in this Official Statement involving the description of the 2016A Bonds and the Indenture, the security for the 2016A Bonds and the description of the federal tax exemption of interest on the 2016A Bonds, including **Appendix D - "Summary of Certain Provisions of the Indenture."** This review was undertaken solely at the request and for the benefit of the Authority and did not include any obligation to establish or confirm factual matters set forth in this Official Statement. The opinion of Bond Counsel for the 2016A Bonds will be in substantially the form included in this Official Statement as **APPENDIX F**.

Certain legal matters in connection with the 2016A Bonds will be passed upon for the Authority by the Authority's General Counsel, and by the Authority's special counsel, Foley & Lardner LLP, Chicago, Illinois and for the Underwriters by their counsel, Ice Miller LLP, Chicago, Illinois and Locke Lord LLP, Chicago, Illinois. Certain documents to which the Authority is a party will be approved as to form and constitutionality by the Attorney General of Illinois as *ex officio* attorney for the Authority.

UNDERWRITING

RBC Capital Markets, LLC and Siebert Brandford Shank & Co., L.L.C., jointly as the representatives on behalf of themselves and the other underwriters listed on the cover of this Official Statement (the “**Underwriters**”), are expected to enter into a purchase contract with the Authority pursuant to which the Underwriters will jointly and severally agree, subject to certain customary conditions precedent to closing, to purchase the 2016A Bonds from the Authority at a purchase price of \$381,713,231.28 (representing the par amount of the 2016A Bonds less an Underwriters’ discount of \$981,875.07 plus original issue premium of \$49,635,106.35).

Under the purchase contract, the Underwriters will be obligated to purchase all the 2016A Bonds, if any 2016A Bonds are purchased. The 2016A Bonds may be offered and sold to certain dealers (including the Underwriters and other dealers depositing such Bonds into investment trusts) at prices lower than the initial offering prices, and such public offering prices may be changed, from time to time, by the Underwriters.

Siebert Brandford Shank & Co., L.L.C. (“SBS”) has entered into separate agreements with Muriel Siebert & Co., and Credit Suisse Securities (USA) for the retail distribution of certain securities offerings, at the original issue prices. Pursuant to these distribution agreements, if applicable to the 2016A Bonds, Muriel Siebert & Co. and/or Credit Suisse Securities (USA), as the case may be, will purchase 2016A Bonds at the original issue price less the selling concession with respect to any 2016A Bonds that such entity sells. SBS will share a portion of its underwriting compensation with Muriel Siebert & Co. and/or Credit Suisse Securities (USA).

Wells Fargo Bank, National Association (“WFBNA”), one of the underwriters of the 2016A Bonds, has entered into an agreement (the “Distribution Agreement”) with its affiliate, Wells Fargo Advisors, LLC (“WFA”), for the distribution of certain municipal securities offerings, including the 2016A Bonds. Pursuant to the Distribution Agreement, WFBNA will share a portion of its underwriting or remarketing agent compensation, as applicable, with respect to the 2016A Bonds with WFA. WFBNA also utilizes the distribution capabilities of its affiliate Wells Fargo Securities, LLC (“WFSLLC”), for the distribution of municipal securities offerings, including the 2016A Bonds. In connection with utilizing the distribution capabilities of WFSLLC, WFBNA pays a portion of WFSLLC’s expenses based on its municipal securities transactions. WFBNA, WFSLLC, and WFA are each wholly-owned subsidiaries of Wells Fargo & Company. Wells Fargo Securities is the trade name for certain securities-related capital markets and investment banking services of Wells Fargo & Company and its subsidiaries, including Wells Fargo Bank, National Association.

Certain of the Underwriters and their respective affiliates are full service financial institutions engaged in various activities, which may include sales and trading, commercial and investment banking, advisory, investment management, investment research, principal investment, hedging, market making, brokerage and other financial and non-financial activities and services. Certain of the Underwriters and their respective affiliates have provided, and may in the future provide, a variety of these services to the Authority and to persons and entities with relationships with the Authority, for which they received or will receive customary fees and expenses. Under certain circumstances, the Underwriters and their respective affiliates may have certain creditor and/or other rights against the Authority in connection with such activities and services.

In the ordinary course of their various business activities, the Underwriters and their respective affiliates, officers, directors and employees may purchase, sell or hold a broad array of investments and actively trade securities, derivatives, loans, commodities, currencies, credit default swaps and other financial instruments for their own account and for the accounts of their customers, and such investment

and trading activities may involve or relate to assets, securities and/or instruments of the Authority (directly, as collateral securing other obligations or otherwise) and/or persons and entities with relationships with the Authority. The Underwriters and their respective affiliates may also communicate independent investment recommendations, market color or trading ideas and/or publish or express independent research views in respect of such assets, securities or instruments and may at any time hold, or recommend to clients that they should acquire, long and/or short positions in such assets, securities and instruments.

The Underwriters have provided the following sentence for inclusion in this Official Statement:

Each Underwriter has reviewed the information in this Official Statement in accordance with and as part of its respective responsibilities to investors under the federal securities laws as applied to the facts and circumstances of this transaction, but no Underwriter guarantees the accuracy or completeness of such information.

FINANCIAL ADVISORS

The Authority has engaged Public Financial Management, Inc., Chicago, Illinois, and A.C. Advisory, Inc., Chicago, Illinois, as Financial Advisors in connection with the Authority's issuance and sale of the 2016A Bonds. Under the terms of their engagements, the Financial Advisors are not obligated to undertake any independent verification of or assume any responsibility for the accuracy, completeness, or fairness of the information contained in this Official Statement.

TRAFFIC AND CONSULTING ENGINEERS

The sections of this Official Statement entitled "**THE TOLLWAY SYSTEM – Routes**"; and "**THE CAPITAL PROGRAMS – The Move Illinois Program**"; "**- The Congestion-Relief Program**," "**- Potential Additional Capital Projects**," "**- Condition and Maintenance**," and "**- Renewal and Replacement Program and Improvement Program**" were prepared, in part, on the basis of information supplied by the Consulting Engineers, AECOM Technical Services, Inc., Chicago, Illinois. **APPENDIX B** of this Official Statement was prepared by the Consulting Engineers in connection with the issuance of the Authority's 2015B Bonds and contains information on the condition of the existing Tollway System, the history of the major improvement programs, projects in the Capital Program, and the projected needs of the Tollway System in terms of renewal and replacement deposits and future maintenance and operating costs for 2015 through 2031. Such projections are based upon certain assumptions made by the Consulting Engineers as set forth in their report. The report in **APPENDIX B** reflects the scope, cost and schedule of completion of the sub-projects that make up the Move Illinois Program and the Congestion-Relief Program, as developed by the Authority's Program Management Office (the "**PMO**"), which costs vary in detail based upon the stage of implementation of each sub-project as more fully described therein. The report provides the Consulting Engineers' opinion on the reasonableness of the overall estimate of the cost of construction (\$12.1 billion for the Move Illinois Program and \$5.7 billion for the Congestion-Relief Program, the latter of which is 93% complete as of December 31, 2014) as developed by the PMO, but not on individual cost estimates. As stated in the report, market conditions and unforeseen events may affect the implementation and cost of the Capital Program and, on an annual basis, the Consulting Engineers' recommendations for Renewal and Replacement Deposits will reflect consideration of any adjustments to the Capital Program by the Authority.

The sections of this Official Statement entitled "**THE TOLLWAY SYSTEM – Toll Rates**," "**- Historical Toll Transactions and Toll Revenues**," and "**- Historical Net Operating Revenues**" and "**THE CAPITAL PROGRAMS – The Move Illinois Program**" and "**- The Congestion-Relief Program**" were prepared, in part, on the basis of information supplied by the Traffic Engineer, CDM Smith Inc.,

Lisle, Illinois. **APPENDIX C** of this Official Statement was prepared by the Traffic Engineer in connection with the issuance of the Authority's 2015B Bonds and contains historical information regarding traffic and revenues and forecasts of future traffic and revenues of the Tollway System. The forecasts in **APPENDIX C** are based on assumptions made by the Traffic Engineer concerning future events and circumstances it believes are significant to the forecasts.

The achievement of any activity estimates, forecasts or projections of the Consulting Engineers and the Traffic Engineer may be affected by fluctuating economic and other market conditions and other factors, including, without limitation, impact of economic conditions on travel in general, including the cost of fuel, competition for and price increases for labor and materials and other matters contained in the assumptions in such reports, and depends upon the occurrence of other future events that cannot be assured. Therefore, actual results may vary from the forecasts, estimates and projections, and such variations could be material.

RELATED PARTIES

In connection with the issuance of the 2016A Bonds, the Authority and the Underwriters are being represented by the law firms described under the caption "**APPROVAL OF LEGAL PROCEEDINGS**" above. In other transactions not related to the 2016A Bonds, each of these law firms may have acted as bond counsel or represented the Authority, the Underwriters or their affiliates, in capacities different from those currently served by such law firms in this transaction, and there will be no limitations imposed as a result of the issuance of the 2016A Bonds on the ability of any of these firms to act as bond counsel or represent any of these parties in future transactions. It should not be assumed that the Authority, the Underwriters, or their affiliates, their respective counsel or Bond Counsel has not previously engaged in, is not currently engaged in (as to matters unrelated to the 2016A Bonds) or will not, after the issuance of the 2016A Bonds, engage in other transactions with each other or with any affiliates of them, and no assurances can be given that there are or will be no past or future relationship or transactions between or among any of these parties or these law firms.

Effective May 25, 2015, Governor Bruce Rauner appointed Robert Schillerstrom to the Board of Directors of the Authority, and effective June 5, 2015, Governor Rauner appointed Mr. Schillerstrom as Chairman of the Authority. Mr. Schillerstrom is a partner at Ice Miller LLP, the firm that was recommended to serve as Underwriters' Counsel for the 2016A Bonds pursuant to an Authority Board Resolution dated March 26, 2015, at which time Ice Miller LLP was part of a pool of law firms prequalified by the Authority via a Request for Proposals process and the related Authority Board Resolution dated July 26, 2012. Ice Miller LLP ceased to be part of such pool of law firms upon Mr. Schillerstrom's appointment to the Board of Directors of the Authority. Ice Miller LLP has continued to be retained by the Underwriters to act as their co-counsel in connection with the issuance of the 2016A Bonds.

[REMAINDER OF PAGE INTENTIONALLY LEFT BLANK]

RATINGS

The 2016A Bonds have been assigned ratings of “Aa3” by Moody’s Investors Service, Inc., “AA-” by Standard & Poor’s Ratings Services, and “AA-” by Fitch Ratings. Each such rating reflects only the views of such rating agency. Any explanation of the significance of such ratings may be obtained only from the respective rating agencies. Certain information and materials concerning the 2016A Bonds, the Authority and the Tollway System, some of which have not been included in this Official Statement, were furnished to the rating agencies by the Authority and others. There is no assurance that any such rating will be maintained for any given period of time or that it will not be lowered or withdrawn entirely. Any downward revision or withdrawal of any such rating may have an adverse effect on the prices at which the 2016A Bonds may be resold. The Underwriters have undertaken no responsibility either to bring any proposed revision or withdrawal of a rating to the attention of the owners of the 2016A Bonds or to oppose any such revision or withdrawal.

TAX MATTERS

Set forth below is a discussion of certain United States federal income tax consequences relevant to the purchase, ownership and disposition of the 2016A Bonds. This discussion is based upon current provisions of the Internal Revenue Code (the “Code”), existing and proposed Treasury Regulations thereunder, current administrative rulings, judicial decisions and other applicable authorities. Legislative, judicial or administrative changes may occur, perhaps with retroactive effect, which could affect the accuracy of the statements and conclusions set forth in this discussion as well as the tax consequences to holders of the 2016A Bonds. Further, the following discussion does not purport to deal with all aspects of United States federal income taxation that may be relevant to holders of the 2016A Bonds in light of their personal investment circumstances nor to holders subject to special treatment under the federal income tax laws, including persons that are not a United States person (as defined in section 7701(a)(30) of the Code), financial institutions, insurance companies, tax-exempt organizations, broker-dealers, investors in pass-through entities, persons holding the 2016A Bonds as a position in a straddle, hedge or other integrated or synthetic investment and persons that have a “functional currency” other than the U.S. dollar. **PROSPECTIVE PURCHASERS SHOULD CONSULT THEIR TAX ADVISORS CONCERNING THE PARTICULAR FEDERAL INCOME TAX CONSEQUENCES OF THEIR OWNERSHIP OF THE 2016A BONDS.**

Summary of Bond Counsel Opinion

Bond Counsel is of the opinion that under existing law, interest on the 2016A Bonds is not includable in the gross income of the owners thereof for federal income tax purposes. If there is continuing compliance with the applicable requirements of the Code, Bond Counsel is of the opinion that interest on the 2016A Bonds will continue to be excluded from the gross income of the owners thereof for federal income tax purposes. Interest on the 2016A Bonds is not an item of tax preference for purposes of computing individual or corporate alternative minimum taxable income. However, interest on the 2016A Bonds is includable in corporate earnings and profits and therefore must be taken into account when computing, for example, corporate alternative minimum taxable income for purposes of the corporate alternative minimum tax. Interest on the 2016A Bonds is not exempt from present Illinois income taxes.

In the event that the Authority fails to comply with the requirements of the Code, interest on the 2016A Bonds may become includable in the gross income of the owners thereof for federal income tax purposes retroactively to the date of issue.

Original Issue Discount

The issue price for each maturity of the 2016A Bonds is the price at which a substantial amount of such maturity is first sold to the general public (excluding bond houses, brokers or similar persons or organizations acting in the capacity of underwriters, placement agents or wholesalers) (the “Issue Price”). The Issue Price of certain 2016A Bonds (“OID Bonds”) may be less than the stated amount payable on such 2016A Bonds at maturity. The difference between (i) the stated amount payable at maturity of an OID Bond and (ii) the Issue Price of that OID Bond constitutes original issue discount (“Original Issue Discount”) with respect to that OID Bond in the hands of the owner who purchased that OID Bond in the initial public offering.

For federal income tax purposes, original issue discount on each OID Bond will accrue over the term of the OID Bond. The amount accrued will be based on a single rate of interest, compounded semiannually and, during each semi-annual period, the amount will accrue ratably on a daily basis. The original issue discount accrued during the period that an initial purchaser of an OID Bond owns it is added to that purchaser’s tax basis for purpose of determining gain or loss at maturity, redemption, sale or disposition of that OID Bond. Therefore, for an OID Bond, accrued OID is treated as stated interest is treated for a tax-exempt bond, that is, is excludible from gross income for federal income tax purposes.

Purchasers of OID Bonds should consult their own tax advisors regarding the determination and treatment of original issue discount for federal income tax purposes and the state and local tax consequences of owning an OID Bond.

Original Issue Premium

The Issue Price of certain 2016A Bonds (“Premium Bonds”) may be greater than the stated amount payable on such Bonds at maturity. The difference between (i) the Issue Price of a Premium Bond and (ii) the stated amount payable at maturity of a Premium Bond with respect to that Premium Bond constitutes original issue premium in the hands of the owner who purchased that Premium Bond in the initial public offering of the 2016A Bonds (“Original Issue Premium”).

For federal income tax purposes, Original Issue Premium on a Premium Bond must be amortized by an owner on a constant yield basis over the remaining term of a Premium Bond in a manner that takes into account potential call dates and call prices. An owner of a Premium Bond cannot deduct amortized Original Issue Premium relating to that Premium Bond. The amortized original issue premium for a Premium Bond is treated as a reduction in the tax exempt interest received. As Original Issue Premium is amortized on a Premium Bond, it reduces the owner’s basis in the Premium Bond. As a result an owner of a Premium Bond, may realize taxable gain for federal income tax purposes from the sale or other disposition of such a Premium Bond for an amount equal to or less than the amount paid by the owner for that Premium Bond. A purchaser of a Premium Bond in the initial public offering at the Issue Price who holds that Premium Bond to maturity (or, in the case of a callable Premium Bond, to its earlier call date that results in the lowest yield on that Premium Bond) will realize no gain or loss upon the retirement of that Premium Bond.

Purchasers of Premium Bonds should consult their own tax advisors regarding the determination and treatment of Original Issue Premium for federal income tax purposes and the state and local tax consequences of owning a Premium Bond.

Sale and Retirement of the 2016A Bonds

U.S. Holders of the 2016A Bonds will recognize gain or loss on the sale, redemption, retirement or other disposition of such 2016A Bonds. Such gain or loss normally will be capital gain or loss. In addition, certain non-corporate U.S. Holders will be subject to a 3.8% tax on net gain, in addition to regular tax on net gain. U.S. Holders should consult their tax advisors regarding the applicability of this 3.8% tax.

Reporting and Backup Withholding

Payments of interest on, and proceeds of the sale, redemption or maturity of, tax-exempt obligations, including the 2016A Bonds, are in certain situations required to be reported to the Internal Revenue Service. Backup withholding may also be imposed on such payments to any bondholder who fails to provide certain required information pursuant to Section 6049 of the Code. Such reporting and backup withholding requirements do not affect the excludability of interest on the 2016A Bonds from gross income for federal income tax purposes.

Change in Federal Tax and State Law

From time to time, there are presidential proposals, proposals of various federal committees, and legislative proposals in the Congress and in the states, that, if enacted, could alter or amend the federal and state tax matters referred to above or adversely affect the marketability or market value of the 2016A Bonds or otherwise prevent holders of the 2016A Bonds from realizing the full benefit of the tax exemption of interest on the 2016A Bonds. Further, such proposals may impact the marketability or market value of the 2016A Bonds simply by being proposed. It cannot be predicted whether or in what form any such proposals might be enacted or whether if enacted such proposals would apply to bonds issued prior to enactment. In addition, regulatory actions are from time to time announced or proposed and litigation is threatened or commenced which, if implemented or concluded in a particular manner, could adversely affect the market value, marketability or tax status of the 2016A Bonds. It cannot be predicted whether any such regulatory action will be implemented, how any particular litigation or judicial action will be resolved, or whether the 2016A Bonds would be impacted thereby.

Prospective purchasers of the 2016A Bonds should consult their own tax advisors regarding any such pending or proposed legislation, regulatory initiatives or litigation. The opinions expressed by Bond Counsel are based upon existing legislation and regulations as interpreted by relevant judicial and regulatory authorities as of the date of issuance and delivery of the 2016A Bonds and Bond Counsel have expressed no opinion as of any date subsequent thereto or with respect to any pending legislation, regulatory initiatives or litigation.

CONTINUING DISCLOSURE

The Authority will enter into a Continuing Disclosure Undertaking (the “**Agreement**”) for the benefit of the Owners of the 2016A Bonds to provide certain information and notice of certain events to the Municipal Securities Rulemaking Board (the “**MSRB**”) through its Electronic Municipal Market Access system for municipal securities disclosure (accessible at <http://emma.msrb.org/default.aspx>) (“**EMMA**”), in electronic format as prescribed by the MSRB for purposes of paragraph (b)(5) of Rule 15c2-12 (the “**Rule**”), or through such other format or system as may be prescribed by the MSRB for purposes of such paragraph (b)(5) of the Rule adopted by the Securities and Exchange Commission (the “**SEC**”) under the Securities Exchange Act of 1934, as amended (the “**1934 Act**”). The events which will be subject to notices on an occurrence basis and a summary of other terms of the Agreement, including termination, amendment and remedies, are set forth below.

The Authority believes that it has complied with its previous undertakings under the Rule during the last five years, with the exception that:

(i) The Authority did not file event notices in connection with changes to the ratings of the bond insurers insuring its 1998A Bonds, 1998B Bonds, 2005A Bonds and 2006A-1 Bonds at the time such changes occurred. Event notices were filed on April 30, 2014 and May 6, 2014 providing such information. The Authority has implemented procedures to monitor future changes in the ratings of providers of bond insurance.

(ii) The Authority's annual filings of audited financial statements and of financial and operating data (which are dependent on such audited financial statements) made with respect to its 1998A Bonds and 1998B Bonds (collectively, the "**1998 Bonds**") were not made within the six-month time period specified in the summary of the continuing disclosure undertaking for the 1998 Bonds that was included in the official statement for the 1998 Bonds. The annual filings were made within the ten-month time period specified in the continuing disclosure undertaking for the 1998 Bonds. A voluntary notice was filed on April 30, 2014 providing notice that, whereas the summary of the continuing disclosure undertaking for the 1998 bonds contained in the official statement for the 1998 Bonds specifies that the Authority will provide annual filings pursuant to the Rule within six months, the actual continuing disclosure undertaking executed and delivered by the Authority in connection with the issuance of the 1998 Bonds requires the annual filings within ten months.

Additionally, due to a scrivener's error, the forms of the continuing disclosure undertakings contained in the transcripts for the 2009B Bonds, the 2010A Bonds and the 2013A Bonds stated that the Authority would provide its agreed-upon continuing disclosure information within 210 days after the end of each fiscal year, rather than the ten-month period intended by the Authority and clearly and consistently described in the offering documents of the Authority for those and other outstanding issues. As such, the forms included in the bond transcripts did not accurately reflect the agreement of the Authority to provide continuing disclosure information and such forms have not been generally made available to investors. The Authority's agreements to provide such information within ten months after the end of each fiscal year were accurately summarized and set forth in the Authority's offering documents and the Authority's filings of such information have been made consistently within the ten-month time periods described in the offering documents. In an abundance of caution, the Authority reported this discrepancy in a filing made on April 30, 2014 with EMMA, referenced as "Notice of Late Filings".

A failure by the Authority to comply with the Agreement will not constitute a default under the Indenture and Owners of the 2016A Bonds are limited to the remedies described in the Agreement. See "**CONTINUING DISCLOSURE – Consequences of Failure of the Authority to Provide Information**" below. A failure by the Authority to comply with the Agreement must be reported in accordance with the Rule and must be considered by any broker, dealer or municipal securities dealer before recommending the purchase or sale of the 2016A Bonds in the secondary market. Consequently, such a failure may adversely affect the transferability and liquidity of the 2016A Bonds and their market price.

The following is a brief summary of certain provisions of the Agreement and does not purport to be complete. The statements made under this caption are subject to the detailed provisions of the Agreement, a copy of which is available upon request from the Underwriters.

Annual Report

The Authority will, not later than ten months after the end of each Fiscal Year, provide to the MSRB through EMMA an Annual Report. Notwithstanding the foregoing, the audited Financial Statements of the Authority prepared in accordance with generally accepted accounting principles (“**GAAP Statements**”) may be submitted separately from the balance of the Annual Report when such GAAP Statements are available. In the event that the GAAP Statements are not included with the Annual Report and will be submitted at a later date, the Authority will include unaudited financial information in the Annual Report and will indicate in the Annual Report the date on which the GAAP Statements are expected to be submitted. If the Annual Report (or GAAP Statements which were to be separately submitted) is not available by the date required above, the Authority will send a notice to EMMA or through any other electronic format or system prescribed by the MSRB that the Annual Report (or GAAP Statements) has not been filed.

The Authority’s Annual Report will contain or incorporate by reference the following:

- (a) Operating data and other information regarding the Authority for the prior Fiscal Year of the same type as included in Tables One through Five under the caption “**THE TOLLWAY SYSTEM**” and Table Six under the caption “**THE CAPITAL PROGRAMS**” in this Official Statement; and
- (b) GAAP Statements for the prior Fiscal Year.

Any or all of the items listed above may be incorporated by reference from other documents, including official statements for debt issues with respect to which the Authority is an “obligated person” (as defined by the Rule), which have been filed with the MSRB or the SEC. If the document incorporated by reference is a final official statement, it must be available from the MSRB. The Authority shall clearly identify each such other document so incorporated by reference.

Events Notification

The Authority covenants that it will disseminate in a timely manner, not in excess of ten business days after the occurrence of the “Reportable Event” (as described below), to the MSRB in an electronic format as prescribed by the MSRB, accompanied by identifying information as prescribed by the MSRB, the disclosure of the occurrence of a Reportable Event. Certain Reportable Events are required to be disclosed only to the extent that such Reportable Event is material, as materiality is interpreted under the 1934 Act. The “**Reportable Events**,” certain of which may not be applicable to the 2016A Bonds, are:

- 1. principal and interest payment delinquencies;
- 2. non-payment related defaults, if material;
- 3. unscheduled draws on debt service reserves reflecting financial difficulties;
- 4. unscheduled draws on credit enhancements reflecting financial difficulties;
- 5. substitution of credit or liquidity providers, or their failure to perform;
- 6. adverse tax opinions, the issuance by the Internal Revenue Service of proposed or final determinations of taxability, notices of proposed issue (IRS Form 5701-TEB) or other

material notices or determinations with respect to the tax status of the security, or other material events affecting the tax status of the security;

7. modifications to rights of security Owners, if material;
8. 2016A Bond calls, if material, and tender offers;
9. defeasances;
10. release, substitution or sale of property securing repayment of the securities, if material;
11. rating changes;
12. bankruptcy, insolvency, receivership or similar event of the Authority (such a Reportable Event will be considered to have occurred in the following instances: the appointment of a receiver, fiscal agent or similar officer for the Authority in a proceeding under the U.S. Bankruptcy Code or in any other proceeding under state or federal law in which a court or governmental authority has assumed jurisdiction over substantially all of the assets or business of the Authority, or if the jurisdiction of the Authority has been assumed by leaving the Authority and the Authority's officials or officers in possession but subject to the supervision and orders of a court or governmental authority, or the entry of an order confirming a plan of reorganization, arrangement or liquidation by a court or governmental authority having supervision or jurisdiction over substantially all of the assets or business of the Authority);
13. the consummation of a merger, consolidation, or acquisition involving the Authority or the sale of all or substantially all of the assets of the Authority, other than in the ordinary course of business, the entry into a definitive agreement to undertake such an action or the termination of a definitive agreement relating to any such actions, other than pursuant to its terms, if material; and
14. appointment of a successor or additional trustee or the change of name of a trustee, if material.

Consequences of Failure of the Authority to Provide Information

The Authority agrees in the Agreement to give notice in a timely manner to the MSRB of any failure to provide disclosure of the Annual Report when the same are due under the Agreement.

In the event of a failure of the Authority to comply with any provision of the Agreement, the Owner of any 2016A Bond may seek mandamus or specific performance by court order to cause the Authority to comply with its obligations under the Agreement. A failure to comply under the Agreement shall not be deemed a default under the Indenture, and the sole remedy under the Agreement in the event of any failure of the Authority to comply with the Agreement shall be an action to compel performance.

Amendment; Waiver

Notwithstanding any other provision of the Agreement, the Authority may amend the Agreement, and any provision of the Agreement may be waived if:

(1) The amendment or the waiver is made in connection with a change in circumstances that arises from a change in legal requirements, change in law, or change in the identity, nature, or status of the Authority, or type of business conducted;

(2) The Agreement, as amended, or the provision, as waived, would have complied with the requirements of the Rule at the time of the primary offering, after taking into account any amendments or interpretations of the Rule, as well as any change in circumstances; and

(3) The amendment or waiver does not materially impair the interests of the Owners of the 2016A Bonds, as determined by parties unaffiliated with the Authority (such as the Trustee or Bond Counsel) at the time of the amendment.

Termination of Agreement

The Agreement shall be terminated if the Authority shall no longer have any legal liability for any obligation on or relating to repayment of the 2016A Bonds under the Indenture. For the avoidance of doubt, the Agreement shall be terminated upon the defeasance of all of the 2016A Bonds. The Authority shall give notice to EMMA or through any other electronic format or system prescribed by the MSRB in a timely manner if this paragraph is applicable.

Additional Information

Nothing in the Agreement shall be deemed to prevent the Authority from disseminating any other information, using the means of dissemination set forth in the Agreement or any other means of communication, or including any other information in any notice of occurrence of a Reportable Event, in addition to that which is required by the Agreement. If the Authority chooses to include any information in any notice of occurrence of a Reportable Event in addition to that which is specifically required by the Agreement, the Authority shall have no obligation under the Agreement to update such information or include it in any future notice of occurrence of a Reportable Event.

Dissemination Agent

The Authority may, from time to time, appoint or engage a Dissemination Agent to assist it in carrying out its obligations under the Agreement, and may discharge any such Dissemination Agent, with or without appointing a successor Dissemination Agent.

LEGALITY FOR INVESTMENT

Under the Act, the 2016A Bonds are eligible in the State of Illinois for investment of sinking funds, moneys or other funds belonging to or within the control of banks, bankers, trust companies, savings banks and institutions, building and loan associations, savings and loan associations, investment companies, insurance associations, executors, administrators, guardians, trustees and other fiduciaries, municipal corporations, political subdivisions, public bodies, and public officers thereof.

FINANCIAL STATEMENTS

The financial statements of the Authority at December 31, 2014 and for the year then ended, included in **APPENDIX A** of this Official Statement, have been audited by KPMG LLP, independent auditors as set forth in their report thereon relating to such respective years appearing in **APPENDIX A** to this Official Statement.

The Authority has neither requested nor obtained any consent from the auditors to include the audited financial statements as an appendix to this Official Statement. KPMG LLP has not been engaged to perform and has not performed, since the date of its report included in this Official Statement, any procedures on the financial statements addressed in that report. KPMG LLP also has not performed any procedures relating to this Official Statement.

ACCOUNTING AND INVESTMENT PRACTICES

Audited financial statements of the Authority conforming to generally accepted accounting principles at December 31, 2014 and for the year then ended are included in this Official Statement in **APPENDIX A**.

The Authority's permitted investments are governed by the provisions of the Indenture. See **APPENDIX D – "SUMMARY OF CERTAIN PROVISIONS OF THE INDENTURE – Definitions – *Investment Securities*."** See also Note 2 to Notes to Financial Statements included in **APPENDIX A** to this Official Statement for a description of the Authority's investments at December 31, 2014.

MISCELLANEOUS

The financial data and other information contained in this Official Statement have been obtained from the Authority's records, audited financial statements and other sources that are believed to be reliable. There is no guarantee that any of the assumptions or estimates contained in this Official Statement will be realized.

The summaries or descriptions of provisions of the Act, the Indenture, the 2016A Bonds and all references to other materials not purporting to be quoted in full, are only brief outlines of certain of their provisions, are qualified in their entirety by reference to the complete documents relating to such matters and are subject to the full texts thereof.

The authorization, agreements and covenants of the Authority are set forth in the Indenture, and neither this Official Statement nor any advertisement of the 2016A Bonds is to be construed as a contract with the owners of the 2016A Bonds.

References to web site addresses presented herein are for informational purposes only and may be in the form of a hyperlink solely for the reader's convenience. Unless specified otherwise, such web sites and the information or links contained therein are not incorporated into, and are not part of, this Official Statement for purposes of, and as that term is defined in the Rule.

Any statements made in this Official Statement involving matters of opinion or of estimates, whether or not expressly so identified, are intended merely as such and not as representations of fact.

AUTHORIZATION

The Authority has duly authorized the use and distribution of this Official Statement and the execution and delivery of this Official Statement by its Chairman.

THE ILLINOIS STATE TOLL HIGHWAY AUTHORITY

By: /s/ Robert Schillerstrom
Chairman

APPENDIX A

FINANCIAL STATEMENTS

Audited Financial Statements for Fiscal Year Ended December 31, 2014

[THIS PAGE INTENTIONALLY LEFT BLANK]



KPMG LLP
Aon Center
Suite 5500
200 East Randolph Drive
Chicago, IL 60601-6438

Independent Auditors' Report

Honorable William G. Holland
Auditor General State of Illinois

and

The Board of Directors
Illinois State Toll Highway Authority:

Report on the Financial Statements

As Special Assistant Auditors for the Illinois Auditor General, we have audited the accompanying financial statements of the Illinois State Toll Highway Authority (the Tollway), a component unit of the State of Illinois, as of and for the year ended December 31, 2014, and the related notes to the financial statements, which collectively comprise the Tollway's basic financial statements for the year then ended as listed in the table of contents.

Management's Responsibility for the Financial Statements

Management is responsible for the preparation and fair presentation of these financial statements in accordance with U.S. generally accepted accounting principles; this includes the design, implementation, and maintenance of internal control relevant to the preparation and fair presentation of financial statements that are free from material misstatement, whether due to fraud or error.

Auditors' Responsibility

Our responsibility is to express an opinion on these financial statements based on our audit. We conducted our audit in accordance with auditing standards generally accepted in the United States of America. Those standards require that we plan and perform the audit to obtain reasonable assurance about whether the financial statements are free from material misstatement.

An audit involves performing procedures to obtain audit evidence about the amounts and disclosures in the financial statements. The procedures selected depend on the auditors' judgment, including the assessment of the risks of material misstatement of the financial statements, whether due to fraud or error. In making those risk assessments, the auditor considers internal control relevant to the entity's preparation and fair presentation of the financial statements in order to design audit procedures that are appropriate in the circumstances, but not for the purpose of expressing an opinion on the effectiveness of the entity's internal control. Accordingly, we express no such opinion. An audit also includes evaluating the appropriateness of accounting policies used and the reasonableness of significant accounting estimates made by management, as well as evaluating the overall presentation of the financial statements.

We believe that the audit evidence we have obtained is sufficient and appropriate to provide a basis for our audit opinion.



Opinion

In our opinion, the basic financial statements referred to above present fairly, in all material respects, the financial position of the Illinois State Toll Highway Authority as of December 31, 2014, and the changes in its financial position and its cash flows for the year then ended in accordance with U.S. generally accepted accounting principles.

Report on Summarized Comparative Information

We have previously audited the Tollway's 2013 financial statements, and we expressed an unmodified audit opinion on those audited financial statements in our report dated June 20, 2014. In our opinion, the summarized comparative information presented herein as of and for the year ended December 31, 2013 is consistent, in all material respects, with the audited financial statements from which it has been derived.

Other Matters

Required Supplementary Information

U.S. generally accepted accounting principles require that the management's discussion and analysis on pages 4 to 10 be presented to supplement the basic financial statements. Such information, although not a part of the basic financial statements, is required by the Governmental Accounting Standards Board who considers it to be an essential part of financial reporting for placing the basic financial statements in an appropriate operational, economic, or historical context. We have applied certain limited procedures to the required supplementary information in accordance with auditing standards generally accepted in the United States of America, which consisted of inquiries of management about the methods of preparing the information and comparing the information for consistency with management's responses to our inquiries, the basic financial statements, and other knowledge we obtained during our audit of the basic financial statements. We do not express an opinion or provide any assurance on the information because the limited procedures do not provide us with sufficient evidence to express an opinion or provide any assurance.

Supplementary and Other Information

Our audit was conducted for the purpose of forming an opinion on the Tollway's basic financial statements. The accompanying supplementary information in Schedules 1 through 4 is presented for purposes of additional analysis and is not a required part of the basic financial statements.

The accompanying supplementary information in Schedules 1 through 4 is the responsibility of management and were derived from and relate directly to the underlying accounting and other records used to prepare the basic financial statements. Such information has been subjected to the auditing procedures applied in the audit of the basic financial statements and certain additional procedures, including comparing and reconciling such information directly to the underlying accounting and other records used to prepare the basic financial statements or to the basic financial statements themselves, and other additional procedures in accordance with auditing standards generally accepted in the United States of America. In our opinion, the supplementary information in Schedules 1 through 4 is fairly stated in all material respects in relation to the basic financial statements as a whole.



The introductory section and statistical section have not been subjected to the auditing procedures applied in the audit of the basic financial statements, and accordingly, we do not express an opinion or provide any assurance on them.

KPMG LLP

Chicago, Illinois
June 17, 2015

ILLINOIS STATE TOLL HIGHWAY AUTHORITY

(A Component Unit of the State of Illinois)

Management's Discussion and Analysis (Unaudited)

December 31, 2014

This section offers readers a discussion and analysis of the financial performance of the Illinois State Toll Highway Authority (the Tollway), provides an overview of its financial activities, and identifies changes in the Tollway's financial position for the year ended December 31, 2014. Readers should use this section of this report in conjunction with the Tollway's basic financial statements.

2014 Financial Highlights

- In August of 2011, the Tollway's Board of Directors approved a \$12 billion capital plan, called "Move Illinois, the Illinois Tollway Driving the Future", which established a guide for infrastructure investments to be made by the Tollway beginning in 2012 through 2026. During 2014, construction and professional engineering services contracts with a combined value of \$1,147 million were awarded under this program.
- The Move Illinois program provides capital investments in addition to investments programmed in the previously approved Congestion Relief program (CRP). About \$366 million is approved in the current capital plans to be invested under the CRP for years 2015 through 2016.
- To fund the capital outlays approved for "Move Illinois", the Tollway board set new toll rates for passenger vehicles using the system; these higher rates were effective January 1, 2012. The Tollway also affirmed a previously approved increase in commercial vehicle toll rates, which will be phased in over 2015 through 2017, with an annual Consumer Price Index inflator applied beginning January 1, 2018.
- The anticipated funding for the capital plan will be new revenue bonds to be issued through 2022, totaling about \$5 billion, of which \$900 million were issued in 2014 and \$500 million were issued in 2013.
- In 2014, the Tollway also issued bonds in the par amount of \$643.3 million to advance refund a portion of the 2005A series, and to advance refund all of the outstanding 2006A series.
- The Tollway's 2014 operating revenue totaled \$1042.8 million, an increase of \$25.9 million from the previous year. Net operating income for 2014 was \$419.4 million, an increase of \$8.2 million.
- Amounts on deposit on behalf of I-PASS account holders increased by 1.5% at year-end to \$167 million; the percentage of Tollway users paying by I-PASS was 87% in 2014.

Basic Financial Statements

The Tollway accounts for its operations and financial transactions in a manner similar to that used by private business enterprises: the accrual basis of accounting. In these statements revenue is recognized in the period in which it is earned, and an expense is recognized in the period in which it is incurred, regardless of the timing of its related cash flow.

Overview of the Financial Statements

This discussion and analysis is intended to serve as an introduction to the Tollway's basic financial statements. For each fiscal year the Tollway's basic financial statements are comprised of the following:

- Statement of Net Position
- Statement of Revenues, Expenses and Changes in Net Position
- Statement of Cash Flows
- Notes to the Financial Statements

ILLINOIS STATE TOLL HIGHWAY AUTHORITY

(A Component Unit of the State of Illinois)

Management's Discussion and Analysis (Unaudited)

December 31, 2014

The Statement of Net Position presents information on all of the Tollway's assets, deferred outflows, liabilities, and deferred inflows, with the difference between these items reported as net position. Increases or decreases in net assets, over time, may serve as a useful indicator of whether the financial position of the Tollway is improving or deteriorating.

The Statement of Revenues, Expenses and Changes in Net Position presents revenue and expense information and the change in the Tollway's net position during the measurement period as a result of these transactions.

The Statement of Cash Flows presents sources and uses of cash for the fiscal year, displayed in the following categories: cash flows from operating activities, cash flows from non-capital financing activities, cash flows from capital financing activities and cash flows from investing activities.

The notes provide additional information that is essential to a full understanding of the data provided in the basic financial statements. They are an integral part of the basic financial statements.

Financial Analysis

2014 Results Compared to 2013

Operating Revenue

The Tollway's total 2014 operating revenues exceeded those of the previous year, up \$25.9 million (2.5%) at \$1,042.8 million (compared to \$1,016.9 million in 2013). The bulk of this increase came from toll revenue which totaled \$969.0 million in 2014 (up from \$943.2 million in 2013), due to an increase in both commercial and passenger vehicle traffic. Revenue from toll evasion recovery was slightly lower (-.8%) than 2013, at \$53.8 million in 2014 (versus \$54.2 million in 2013).

Other revenue remained fairly consistent year over year.

Operating Expenses

Operating expenses, excluding depreciation, increased \$17.7 million (6.0%) in 2014. The increased operating cost was due mainly to increased retirement contributions, winter roadway materials, equipment maintenance and consulting fees. Depreciation expense was stable year over year, less by .01% at \$308.8 million, from \$308.9 million in 2013. The resulting operating income for the year, \$419.4 million, was up by \$8.2 million from the previous year.

Non-operating Revenue and Expense

Net non-operating expense decreased this year (by 8.5%) from \$206.6 million in 2013 to \$188.9 million for 2014, primarily the result of a reclassification of dormant project costs in 2013 to miscellaneous expense which did not recur in 2014. There was also a decrease of \$3.9 million (1.9%) in interest and other financing costs which totaled \$203.7 million this year (versus \$207.6 million in 2013). Again this year the Tollway received an interest rebate from the federal treasury relating to bonds which were issued as Build America Bonds. The 2014 rebate totaled \$15.1 million, an increase of \$.1 million from 2013.

ILLINOIS STATE TOLL HIGHWAY AUTHORITY

(A Component Unit of the State of Illinois)

Management's Discussion and Analysis (Unaudited)

December 31, 2014

Statement of Changes in Net Position

	<u>2014</u>	<u>2013</u>
Revenues:		
Operating revenues:		
Toll revenue	\$ 968,971,925	\$ 943,152,070
Toll evasion recovery	53,769,282	54,220,590
Concessions	2,096,881	2,305,563
Miscellaneous	17,982,788	17,238,843
Nonoperating revenues:		
Investment income	1,057,937	946,210
Revenues under intergovernmental agreements	39,218,519	35,287,508
Net gain on disposal of property	-	159,590
Bond interest subsidy (Build America Bonds)	15,066,431	14,952,722
Total revenues	<u>1,098,163,763</u>	<u>1,068,263,096</u>
Expenses:		
Operating expenses:		
Engineering and maintenance of roadway and structures	53,850,571	47,314,811
Services and toll collection	115,778,783	116,319,349
Traffic control, safety patrol, and radio communications	25,503,136	22,554,755
Procurement, IT, finance, and administration	28,322,665	24,325,930
Insurance and employee benefits	91,082,480	86,277,850
Depreciation and amortization	308,835,872	308,869,419
Nonoperating expenses:		
Expenses under intergovernmental agreement	39,218,519	35,287,508
Net loss on disposal of property	451,284	-
Miscellaneous	959,699	15,078,644
Interest expense and amortization of financing cost	<u>203,660,387</u>	<u>207,566,638</u>
Total expenses	<u>867,663,396</u>	<u>863,594,904</u>
Capital contributions under intergovernmental agreements	<u>1,868,528</u>	<u>103,915</u>
Increase in net position	232,368,895	204,772,107
Net position, beginning of year	<u>2,246,335,592</u>	<u>2,041,563,485</u>
Net position, end of year	<u>\$ 2,478,704,487</u>	<u>\$ 2,246,335,592</u>

ILLINOIS STATE TOLL HIGHWAY AUTHORITY

(A Component Unit of the State of Illinois)

Management's Discussion and Analysis (Unaudited)

December 31, 2014

Changes in Net Position

Net operating income increased in 2014 by \$8.2 million to \$419.4 million. After deducting this year's net non-operating expense of \$188.9 million, the Tollway posted an increase in net position for the year of \$232.4 million (compared to \$204.8 million increase in net position for 2013). After this year's result, the Tollway's net position totaled nearly \$2.5 billion.

Statement of Net Position December 31, 2014 and 2013

ASSETS	2014	2013
Current and other Assets	\$ 2,257,173,010	\$ 1,885,634,855
Capital assets – net	6,235,314,815	5,429,506,171
Total Assets	8,492,487,825	7,315,141,026
DEFERRED OUTFLOWS OF RESOURCES		
Accumulated decrease in fair value of hedging derivatives	257,181,557	136,553,050
Net loss on bond refundings	71,787,511	53,689,425
	328,969,068	190,242,475
LIABILITIES		
Current debt outstanding	97,795,000	92,855,000
Long-term debt outstanding	5,319,392,765	4,426,731,373
Other liabilities	925,564,641	739,461,536
Total liabilities	6,342,752,406	5,259,047,909
NET POSITION		
Invested in capital assets, net of related debt	1,227,482,902	1,126,446,163
Restricted under trust indenture agreement	410,020,656	364,205,442
Restricted for supplemental pension benefits obligations	57,996	61,950
Unrestricted	841,142,933	755,622,037
Total Net Position	\$ 2,478,704,487	\$ 2,246,335,592

ILLINOIS STATE TOLL HIGHWAY AUTHORITY

(A Component Unit of the State of Illinois)

Management's Discussion and Analysis (Unaudited)

December 31, 2014

Capital Assets and Debt Administration

Capital Assets

Capital assets continue to represent the largest category of Tollway assets, totaling \$6.2 billion at year-end (\$5.4 billion a year ago) comprising 71% of total Tollway assets. See the accompanying Notes to the Financial Statements - notes 1 and 6 - for further information about capital assets.

December 31, 2014 and 2013

	January 1, 2014 Net Balance	Net Changes in Capital Assets	Net Changes in Accumulated Depreciation	December 31, 2014 Net Balance
Land	\$ 337,264,544	\$ 52,033,107	\$ -	\$ 389,297,651
Construction in progress	355,523,656	461,798,517	-	817,322,173
Buildings	14,412,990	1,754,057	(950,912)	15,216,135
Infrastructure	4,640,142,452	86,060,454	192,447,273	4,918,650,178
Machinery and equipment	82,162,529	23,477,664	(10,811,515)	94,828,678
Total	<u>\$ 5,429,506,171</u>	<u>\$ 625,123,799</u>	<u>\$ 180,684,846</u>	<u>\$ 6,235,314,815</u>

	January 1, 2013 Net Balance	Net Changes in Capital Assets	Net Changes in Accumulated Depreciation	December 31, 2013 Net Balance
Land	\$ 327,977,023	\$ 9,287,521	\$ —	\$ 337,264,544
Construction in progress	132,755,334	222,768,322	—	355,523,656
Buildings	14,891,365	455,949	(934,324)	14,412,990
Infrastructure	4,602,500,222	331,293,028	(293,650,798)	4,640,142,452
Machinery and equipment	80,282,370	15,413,536	(13,533,377)	82,162,529
Total	<u>\$ 5,158,406,314</u>	<u>\$ 579,218,356</u>	<u>\$ (308,118,499)</u>	<u>\$ 5,429,506,171</u>

Long-Term Debt

At year-end 2014, total revenue bonds payable had increased by \$897.6 million (from \$4.52 billion), primarily the result of two principal payments, two new money bond issuances, and two refunding bond issuances in 2014. All debt issues and related transactions are described more fully in note 8.

Other Debt-Related Information

The 1998 Series B, 2007 Series A-1 and A-2, and 2008 Series A-1 and A-2 bonds were issued as variable rate bonds. In connection with the issuance of these variable rate series, the Tollway entered into ten separate variable-to-fixed interest rate exchange (swap) agreements in total notional amounts and with amortizations matching the total principal amounts and amortizations of the Tollway's three variable rate bond issues. In connection with a refunding of a portion of the 2008 Series A-2 Bonds, one of the ten swap agreements was terminated on July 1, 2010. Nine swap agreements are outstanding as of December 31, 2014. Two swap agreements are associated with the 1998 Series B bonds, in original amounts totaling \$123.1 million, both of

ILLINOIS STATE TOLL HIGHWAY AUTHORITY

(A Component Unit of the State of Illinois)

Management's Discussion and Analysis (Unaudited)

December 31, 2014

which are outstanding as of December 31, 2014 and 2013. Four swap agreements are associated with the 2007 Series A-1 and A-2 bonds, in original amounts totaling \$700 million, all of which are outstanding as of December 31, 2014 and 2013. Three swap agreements are associated with the 2008 Series A-1 and A-2 bonds, in original amounts totaling \$478.9 million, all of which are outstanding as of December 31, 2014 and 2013. The Tollway utilized these nine swap agreements in order to hedge against rising interest rates and to reduce its borrowing rate (as compared to the borrowing rate obtainable through fixed rate bonds). The risks associated with these types of arrangements and the strategies employed by the Tollway to mitigate those risks are discussed in note 9 of the financial statements.

As of December 31, 2014, fair market value analyses of the swap agreements estimate that if the Tollway had terminated the swap contracts on that date, the Tollway would have been required to make payments, net of accrued interest, of: a total of \$7.4 million for the two 1998 Series B swap agreements; a total of \$155.5 million for the two 2007 Series A-1 and A-2 swap agreements; and a total of \$94.3 million for the three 2008 Series A-1 and A-2 swap agreements.

As more fully described in Note 8, on February 7, 2011 the \$478,900,000 2008 Series A Bonds were mandatorily tendered and subsequently remarketed as three separate sub series. As of December 31, 2014, each sub-series was liquidity supported by a standby bond purchase agreement that qualified as a Substitute Liquidity Facility under the Supplemental Indenture for the 2008 Series A Bonds. The Substitute Liquidity Facilities were provided by JPMorgan Chase Bank, N.A. and Bank of America, N.A.

As more fully described in Note 8, on March 18, 2011 the \$700,000,000 2007 Series A Bonds were mandatorily tendered and subsequently remarketed as six separate sub series. As of December 31, 2014, each sub-series was secured by a letter of credit that qualified as a Substitute Credit Facility under the Supplemental Indenture for the 2007 Series A Bonds. The Substitute Credit Facilities were provided by: Citibank, N.A.; Mizuho Bank, Ltd.; The Bank of Tokyo Mitsubishi UFJ, Ltd., acting through its New York Branch; BMO Harris Bank, N.A.; Northern Trust Company and Royal Bank of Canada.

The amount of additional senior bonds that the Tollway may issue at any time is limited by the requirement that the projected net revenues are sufficient to meet the Net Revenue Requirement, after giving effect to the debt service attributable to such additional bonds. The Net Revenue Requirement is comprised of the amount necessary to cure deficiencies, if any, in debt service accounts and debt reserve accounts established under the Trust Indenture, plus the greater of (i) the sum of Aggregate Debt Service on Senior Bonds, the Junior Bond Revenue Requirement, and the Renewal and Replacement Deposit for such period, and (ii) 1.3 times the Aggregate Debt Service on Senior Bonds for such period (all capitalized terms as defined in the Trust Indenture). Under the terms of the Trust Indenture the revenue bond debt service coverage ratio for 2014 was 2.4.

Note: Amounts presented in this table exclude unamortized bond premiums and deferred amounts on refunding. Additional information concerning long term debt can be found in note 8.

ILLINOIS STATE TOLL HIGHWAY AUTHORITY
(A Component Unit of the State of Illinois)
Management's Discussion and Analysis (Unaudited)
December 31, 2014

Long Term Debt Analysis

	December 31, 2014		
	Noncurrent	Current	Total
Revenue bonds payable:			
Issue of 1998 Series A	\$ 12,200,000	\$ 62,735,000	\$ 74,935,000
Issue of 1998 Series B	123,100,000	—	123,100,000
Issue of 2005 Series A	36,810,000	35,060,000	71,870,000
Issue of 2007 Series A-1	350,000,000	—	350,000,000
Issue of 2007 Series A-2	350,000,000	—	350,000,000
Issue of 2008 Series A-1	383,100,000	—	383,100,000
Issue of 2008 Series A-2	95,800,000	—	95,800,000
Issue of 2008 Series B	350,000,000	—	350,000,000
Issue of 2009 Series A	500,000,000	—	500,000,000
Issue of 2009 Series B	280,000,000	—	280,000,000
Issue of 2010 Series A-1	279,300,000	—	279,300,000
Issue of 2013 Series A	500,000,000	—	500,000,000
Issue of 2013 Series B-1	217,390,000	—	217,390,000
Issue of 2014 Series A	378,720,000	—	378,720,000
Issue of 2014 Series B	500,000,000	—	500,000,000
Issue of 2014 Series C	400,000,000	—	400,000,000
Issue of 2014 Series D	264,555,000	—	264,555,000
Total revenue bonds payable	\$ 5,020,975,000	\$ 97,795,000	\$ 5,118,770,000

Factors Impacting Future Operations

In 2014 the Tollway continued the work of its \$12 billion Move Illinois capital program. Land acquisition and design work increased significantly for: the widening and rebuilding of the Jane Addams Memorial Tollway (I-90), including an interchange project at Illinois 47; the construction of the I-294/I-57 interchange; and the development of the Elgin-O'Hare Western Access Project. Four new bond series were issued in 2014, two being refunding issues and the other two to fund capital construction. The Tollway forecasts that for the fifteen-year span of the Move Illinois program, about 60% of the program's costs are expected to be funded by toll revenues.

Contacting the Tollway's Financial Management

This financial report is designed to provide our customers, bondholders, employees, and other stakeholders with an overview of the Tollway's finances and to demonstrate the Tollway's accountability for the funds it receives and deploys. Questions concerning this report or requests for additional financial information should be directed to the Controller, Illinois State Toll Highway Authority, 2700 Ogden Avenue, Downers Grove, Illinois 60515.

ILLINOIS STATE TOLL HIGHWAY AUTHORITY

(A Component Unit of the State of Illinois)

Statement of Net Position

December 31, 2014

(With Comparative Totals for 2013)

Assets	2014	2013
Current assets:		
Current unrestricted assets:		
Cash and cash equivalents	\$ 898,262,170	\$ 812,039,408
Accounts receivable, less allowance for doubtful accounts of \$31,292,779		
and \$27,618,205, in 2014 and 2013, respectively	9,808,640	8,795,293
Intergovernmental receivables	38,911,286	37,378,453
Accrued interest receivable	736	212
Risk management reserved cash and cash equivalents	19,013,137	18,297,141
Prepaid expenses	1,361,416	2,237,667
Total current unrestricted assets	<u>967,357,385</u>	<u>878,748,174</u>
Current restricted assets:		
Cash and cash equivalents - debt service	165,018,679	214,486,678
Cash and cash equivalents - I-PASS accounts	167,097,111	164,702,419
Investments - debt service	30,800,000	—
Accrued interest receivable	265,485	1,400
Supplemental pension benefits assets	27,822	27,822
Total current restricted assets	<u>363,209,097</u>	<u>379,218,319</u>
Total current assets	<u>1,330,566,482</u>	<u>1,257,966,493</u>
Noncurrent assets:		
Capital assets:		
Land, improvements and construction in progress	1,206,619,824	692,788,200
Other capital assets, net of accumulated depreciation	5,028,694,991	4,736,717,971
Total capital assets	<u>6,235,314,815</u>	<u>5,429,506,171</u>
Other noncurrent assets:		
Accounts receivable less current portion	138,551,087	108,265,566
Prepaid expenses less current portion	6,380,249	7,424,212
Total noncurrent unrestricted assets	<u>144,931,336</u>	<u>115,689,778</u>
Noncurrent restricted assets:		
Cash, cash equivalents and investments - debt reserve	300,371,821	241,571,008
Supplemental pension benefits assets	160,009	191,785
Cash and cash equivalents - construction	481,143,362	270,215,790
Total noncurrent restricted assets	<u>781,675,192</u>	<u>511,978,583</u>
Total assets	<u>8,492,487,825</u>	<u>7,315,141,026</u>
Deferred Outflows of Resources		
Accumulated decrease in fair value of hedging derivatives	257,181,557	136,553,050
Net loss on bond refundings	71,787,511	53,689,425
	<u>\$ 328,969,068</u>	<u>\$ 190,242,475</u>

See accompanying notes to the financial statements.

ILLINOIS STATE TOLL HIGHWAY AUTHORITY

(A Component Unit of the State of Illinois)

Statement of Net Position

December 31, 2014

(With Comparative Totals for 2013)

Liabilities and Net Position	2014	2013
Liabilities:		
Current liabilities		
Payable from unrestricted current assets:		
Accounts payable	\$ 35,562,754	\$ 37,668,878
Accrued liabilities	176,551,452	151,387,709
Accrued compensated absences	5,800,000	5,667,157
Intergovernmental agreement payable	97,239,773	84,445,594
Risk management claims payable	7,400,000	6,000,000
Deposits and retainage	61,265,134	30,101,093
Unearned revenue, net of accumulated amortization of \$1,870,898 and \$ 124,208, respectively	910,041	475,792
Total current liabilities payable from unrestricted current assets	384,729,154	315,746,223
Payable from current restricted assets:		
Supplemental pension benefit obligation	129,835	157,657
Current portion of revenue bonds payable	97,795,000	92,855,000
Accrued interest payable	86,435,329	91,853,644
Deposits and unearned revenue – I-PASS accounts	167,097,111	164,702,419
Total current liabilities payable from current restricted assets	351,457,275	349,568,720
Total current liabilities	736,186,429	665,314,943
Noncurrent liabilities:		
Revenue bonds payable, less current portion	5,319,392,765	4,426,731,373
Accrued compensated absences	4,249,082	4,020,291
Risk management claims payable	12,038,086	12,082,622
Derivative instrument liability	257,181,557	136,553,050
Unearned revenue, less accumulated amortization of \$19,974,760 and \$19,385,613, respectively	13,704,487	14,345,630
Total noncurrent liabilities	5,606,565,977	4,593,732,966
Total liabilities	6,342,752,406	5,259,047,909
Net position:		
Net investment in capital assets	1,227,482,902	1,126,446,163
Restricted under trust indenture agreements	410,020,656	364,205,442
Restricted for supplemental pension benefits obligations	57,996	61,950
Unrestricted	841,142,933	755,622,037
Total net position	\$ 2,478,704,487	\$ 2,246,335,592

See accompanying notes to the financial statements.

ILLINOIS STATE TOLL HIGHWAY AUTHORITY
(A Component Unit of the State of Illinois)
Statement of Revenues, Expenses and Changes in Net Position
Year ended December 31, 2014
(With Comparative Totals for the year ended December 31, 2013)

	2014	2013
Operating revenues:		
Toll revenue	\$ 968,971,925	\$ 943,152,070
Toll evasion recovery	53,769,282	54,220,590
Concessions	2,096,881	2,305,563
Miscellaneous	17,982,788	17,238,843
Total operating revenues	<u>1,042,820,876</u>	<u>1,016,917,066</u>
Operating expenses:		
Engineering and maintenance of roadway and structures	53,850,571	47,314,811
Services and toll collection	115,778,783	116,319,349
Traffic control, safety patrol and radio communications	25,503,136	22,554,755
Procurement, IT, finance, and administration	28,322,665	24,325,930
Insurance and employee benefits	91,082,480	86,277,850
Depreciation and amortization	308,835,872	308,869,419
Total operating expenses	<u>623,373,507</u>	<u>605,662,114</u>
Operating income	<u>419,447,369</u>	<u>411,254,952</u>
Nonoperating revenues (expenses):		
Revenues under intergovernmental agreements	39,218,519	35,287,508
Expenses under intergovernmental agreements	(39,218,519)	(35,287,508)
Net gain (loss) on disposal of property	(451,284)	159,590
Interest expense and amortization of financing costs	(203,660,387)	(207,566,638)
Bond interest subsidy (Build America Bonds)	15,066,431	14,952,722
Miscellaneous revenue	(959,699)	(15,078,644)
Investment income	1,057,937	946,210
Total nonoperating revenues (expenses), net	<u>(188,947,002)</u>	<u>(206,586,760)</u>
Capital contribution under intergovernmental agreements	<u>1,868,528</u>	<u>103,915</u>
Change in net position	<u>232,368,895</u>	<u>204,772,107</u>
Net position, beginning of year	<u>2,246,335,592</u>	<u>2,041,563,485</u>
Net position, end of year	<u><u>\$ 2,478,704,487</u></u>	<u><u>\$ 2,246,335,592</u></u>

See accompanying notes to the financial statements.

ILLINOIS STATE TOLL HIGHWAY AUTHORITY
(A Component Unit of the State of Illinois)
Statement of Cash Flows
Year ended December 31, 2014
(With Comparative Totals for the year ended December 31, 2013)

	2014	2013
Cash flows from operating activities:		
Cash received from sales and services	\$ 1,047,098,908	\$ 1,029,028,024
Cash payments to suppliers	(132,304,971)	(122,708,942)
Cash payments to employees	(159,234,270)	(151,324,265)
Net cash provided by operating activities	<u>755,559,667</u>	<u>754,994,817</u>
Cash flows from capital and related financing activities:		
Acquisition and construction of capital assets	(1,088,161,273)	(550,055,971)
Cash received from other governments for capital assets	15,325,759	13,297,333
Cash paid for intergovernmental services	(1,948,101)	(8,742,764)
Proceeds from sale of property	777,781	318,028
Bond proceeds	976,431,727	565,345,459
Principal paid on revenue bonds	(92,855,000)	(56,365,000)
Payment to defease bonds	—	(1,015,538)
Bond subsidy (Build America Bonds)	15,066,431	14,952,722
Interest expense and issuance costs paid on revenue bonds	(240,892,868)	(211,313,725)
Net cash (used in) capital and related financing activities	<u>(416,255,544)</u>	<u>(233,579,456)</u>
Cash flows from investing activities:		
Proceeds from sales and maturities of investments	—	12,000,000
Purchase of investments	(165,800,000)	—
Interest on investments	1,057,937	946,210
Net cash provided by (used in) investing activities	<u>(164,742,063)</u>	<u>12,946,210</u>
Net (decrease) increase in cash and cash equivalents	<u>174,562,060</u>	<u>534,361,571</u>
Cash and cash equivalents at beginning of year	<u>1,661,532,051</u>	<u>1,127,170,480</u>
Cash and cash equivalents at end of year	<u>\$ 1,836,094,111</u>	<u>\$ 1,661,532,051</u>
Reconciliation of cash and cash equivalents:		
Cash and cash equivalents	\$ 898,262,170	\$ 812,039,408
Risk management reserved cash and cash equivalents	19,013,137	18,297,141
Cash and cash equivalents restricted for debt service and debt reserve	270,390,500	396,057,686
Cash and cash equivalents restricted for construction	481,143,362	270,215,790
Cash and cash equivalents – I-PASS accounts	167,097,111	164,702,419
Supplemental pension benefit assets	187,831	219,607
Total cash and cash equivalents at end of year	<u>\$ 1,836,094,111</u>	<u>\$ 1,661,532,051</u>
Non-cash investing and financing activities:		
Land Contribution from Boone County	<u>\$ 253,543</u>	<u>\$ —</u>

See accompanying notes to the financial statements.

ILLINOIS STATE TOLL HIGHWAY AUTHORITY
(A Component Unit of the State of Illinois)
Statement of Cash Flows
Year ended December 31, 2014
(With Comparative Totals for the year ended December 31, 2013)

	<u>2014</u>	<u>2013</u>
Reconciliation of operating income to net cash provided by operating activities:		
Operating income	\$ 419,447,369	\$ 411,254,952
Adjustments to reconcile operating income to net cash provided by operating activities:		
Depreciation and amortization	308,835,872	308,869,419
Provision for bad debt	4,115,528	6,185,355
Amortization of unearned revenue	(2,573,703)	(1,645,404)
Miscellaneous revenue	1,828,556	—
Effects of changes in operating assets and liabilities:		
(Increase) decrease in accounts receivable	(233,298)	(1,439,083)
(Increase) decrease in intergovernmental receivables	(1,204,036)	(685,584)
Increase (decrease) in prepaid expenses	3,205	160,986
Increase in accounts payable	1,673,788	660,817
Increase in accrued liabilities	16,851,558	18,272,661
Decrease in accrued compensated absences	361,634	(125,005)
Decrease in supplemental pension obligation	(27,822)	(28,821)
Increase in intergovernmental agreement payable	2,772,211	566,562
Increase in deposits - I-PASS	2,394,693	3,845,720
Decrease in unearned revenue	(41,352)	4,621,946
Increase in risk management claims payable	1,355,464	4,480,296
Net cash provided by operating activities	<u>\$ 755,559,667</u>	<u>\$ 754,994,817</u>

See accompanying notes to the financial statements.

ILLINOIS STATE TOLL HIGHWAY AUTHORITY

(A Component Unit of the State of Illinois)

Notes to the Financial Statements

December 31, 2014

(1) Summary of Significant Accounting Policies

The accounting policies and financial reporting practices of the Illinois State Toll Highway Authority (the Tollway), a component unit of the State of Illinois, conform to U.S. generally accepted accounting principles (GAAP), as promulgated by the Governmental Accounting Standards Board (GASB).

(a) Financial Reporting Entity

The Illinois State Toll Highway Authority, a component unit of the State of Illinois, was created by an Act of the General Assembly of the State of Illinois – the Toll Highway Act – for the purpose of constructing, operating, regulating, and maintaining a toll highway or a system of toll highways and, in connection with the financing of such projects, is authorized to issue revenue bonds which shall be retired from revenues derived from the operation of the Tollway. Under the provisions of the Act, no bond issue of the Tollway, or any interest thereon, is an obligation of the State of Illinois. In addition, the Tollway is empowered to issue refunding bonds for the purpose of refunding any revenue bonds issued under the provisions of the Act, which are then outstanding.

The enabling legislation empowers the Tollway's Board of Directors with duties and responsibilities which include, but are not limited to, the ability to approve and modify the Tollway's budget, the ability to approve and modify toll rates and fees charged for use of the system, the ability to employ and discharge employees as necessary in the judgment of the Tollway, and the ability to acquire, own, use, hire, lease, operate, and dispose of personal property, real property, and any interest therein.

Component units are separate legal entities for which the primary government is legally accountable. The Tollway is a component unit of the State of Illinois for financial reporting purposes because exclusion would cause the State's financial statements to be incomplete. The governing body of the Tollway is an 11 member Board of Directors of which nine members are appointed by the Governor of Illinois with the advice and consent of the Illinois Senate. The Governor and the Secretary of the Illinois Department of Transportation are also members of the Tollway's Board of Directors. These financial statements are included in the State's comprehensive annual financial report and the State's separately issued basic financial statements. The Tollway itself does not have any component units.

(b) Basis of Accounting

The Tollway accounts for its operations and financings in a manner similar to private business enterprises; the intent is that costs of providing goods or services to the general public on a continuing basis be financed or recovered primarily through user charges.

Accordingly, the Tollway is accounted for as a proprietary fund (enterprise fund) using the flow of economic resources measurement focus and the accrual basis of accounting. Under this measurement focus, all assets and all liabilities associated with the Tollway's operations are included in the Statement of Net Position. Revenue is recognized in the period in which it is earned and expenses are recognized in the period in which incurred.

Non-exchange transactions, in which the Tollway receives value without directly giving equal value in return, include fines for toll evasion.

ILLINOIS STATE TOLL HIGHWAY AUTHORITY

(A Component Unit of the State of Illinois)

Notes to the Financial Statements

December 31, 2014

(c) ***Cash Equivalents***

With the exception of \$54 million in locally held funds and cash on hand at December 31, 2014, all cash and investments are held for the Tollway either by the Illinois State Treasurer (the Treasurer) as custodian or by the bond trustee under the Tollway's Trust Indenture.

For purposes of the Statement of Cash Flows, the Tollway considers all highly liquid investments, including assets with a maturity of three months or less when purchased, repurchase agreements and investments held on its behalf by the Treasurer to be cash equivalents, as these investments are available upon demand.

(d) ***Investments***

The Tollway reports investments at fair value in its Statement of Net Position with the corresponding changes in fair value being recognized as an increase or decrease to non-operating revenue in the Statement of Revenues, Expenses and Changes in Net Position. All investments are held for the Tollway either by the Treasurer as custodian or by the bond trustee under the Tollway's Trust Indenture.

The primary objectives in the investment of Tollway funds is to ensure the safety of principal, while managing liquidity to meet the financial obligations of the Tollway, and to provide the highest investment return using authorized instruments.

All investments in U.S. Treasury and agency issues owned by the Tollway are reported at fair value. Fair value for the investments in Illinois Funds (a state-operated money market fund, sponsored by the Treasurer in accordance with Illinois state law that is rated AAAM by Standard & Poor's rating agency) is equal to the value of the pool shares. Other funds held for the Tollway by the Treasurer are invested in U.S. Treasury and agency issues at the direction of the Tollway and in repurchase agreements which are recorded at face value which approximates fair value. State statute requires that all investments comply with the Illinois Public Funds Investment Act.

The Trust Indenture, as amended, under which the Tollway's revenue bonds were issued, authorizes the Tollway to invest in U.S. Treasury and agency issues, money market funds comprised of U.S. Treasury and agency issues, repurchase agreements thereon, time deposits, and certificates of deposit. All funds held by the Tollway's bond trustee were held in compliance with these restrictions for the year ended December 31, 2014.

(e) ***Accounts Receivable***

The Tollway's accounts receivable consist of various toll charges and amounts due from individuals and commercial, governmental and other entities. A provision for doubtful accounts has been recorded for the estimated amount of uncollectible accounts.

(f) ***Prepaid Expenses and Inventory***

Certain payments made to vendors reflect costs applicable to future accounting periods and are recorded as prepaid expenses. The Tollway's inventory items consist mostly of consumable supplies that are quickly turned over and therefore the payments for such are directly expensed.

ILLINOIS STATE TOLL HIGHWAY AUTHORITY

(A Component Unit of the State of Illinois)

Notes to the Financial Statements

December 31, 2014

(g) Noncurrent Cash and Investments

Cash and investments that are externally restricted for sinking or reserve funds for the purchase or construction of capital or other noncurrent assets are classified as noncurrent assets in the Statement of Net Position.

(h) Capital Assets

Capital assets include the historical cost of land and improvements, easements, roadway and transportation structures (infrastructure), buildings and related improvements, software and equipment, with a cost exceeding \$5,000. (Projects whose individual components are less than \$5,000 but in its entirety are greater than \$5,000 may be capitalized at the discretion of the Tollway). Most expenses for the maintenance and repairs to the roadway and transportation structures, buildings, and related improvements are charged to operations when incurred. All expenses for land, buildings, infrastructure, and construction in progress that increase the value or productive capacities of assets are capitalized. The Tollway capitalizes interest related to construction in progress. Capital assets are depreciated using the straight line method of depreciation over the asset's useful life, as follows:

Building	20 Years
Infrastructure	5 to 40 Years
Machinery, equipment and software	5 to 30 Years

(i) Accounting for Leases

The Tollway makes a distinction between 1) capital leases that effectively transfer from the lessor to the lessee substantially all the risks and benefits incidental to ownership of the leased assets and 2) operating leases under which the lessor effectively retains all such risks and benefits. The Tollway currently is not a party to any capital leases.

Operating leases are accounted for as an operating revenue or expense, depending on whether the Tollway is the lessor or lessee.

(j) Long-Term Accounts Receivable

In the course of business the Tollway may enter into contracts with various parties that call for payments to the Tollway to be made at a date more than one year in the future. These receivables are classified as long-term. See note 7.

(k) Debt Refunding

In accordance with GASB 65, *Items Previously Reported as Assets and Liabilities*, the difference between the reacquisition price and the net carrying amount of the old debt is reported as a deferred outflow or inflow of resources and recognized as a component of interest expense systematically over the remaining life of the old debt or the life of the new debt, whichever is shorter.

ILLINOIS STATE TOLL HIGHWAY AUTHORITY

(A Component Unit of the State of Illinois)

Notes to the Financial Statements

December 31, 2014

(l) Unearned Revenue

The Tollway recognizes revenue when earned. Amounts received in advance of the periods in which related services are rendered are recorded as an unearned revenue liability in the Statement of Net Position.

(m) Swap Agreements

In accordance with GASB Statement No. 53, *Accounting and Financial Reporting for Derivative Instruments*, the Tollway records changes in fair values of the hedging derivative instruments (swaps) as deferred outflows of resources or deferred inflows of resources in the Statement of Net Position.

(n) Net Position

The Statement of Net Position presents the Tollway's assets and liabilities with the difference reported in three categories:

Net investment in capital assets consists of capital assets, net of accumulated depreciation and reduced by outstanding balances for revenue bonds and other debt that is attributable to the acquisition, construction, or improvement of those assets.

Restricted Net Position results when constraints placed on net asset use are either externally imposed by creditors, grantors, contributors, and the like, or imposed by law through constitutional provisions or enabling legislation.

Unrestricted Net Position consists of net positions that do not meet the criteria of the two preceding categories.

At December 31, 2014, restrictions on net positions consisted of:

Restricted for Supplemental Pension Obligation reflects monies set aside for a retirement plan established in 1990 and suspended in 1994.

Restricted under Trust Indenture Agreements result when constraints placed on net positions use either externally imposed creditors, grantors, contributors, and the like, or imposed by law through constitutional provisions or enabling legislations.

(o) Toll Revenue

Toll Revenue is recognized in the month in which the transaction occurs. The fines attributed to toll evasion recovery are recorded as revenue when received in cash. Both tolls and fines recovered under the evasion recovery enforcement system are recorded as toll evasion recovery revenue.

(p) Classification of Operating Revenues and Expenses

The Tollway's operating revenues and expenses consist of revenues earned and expenses incurred relating to the operation and maintenance of its tollway system. All other revenues and expenses are reported as nonoperating revenues and expenses or as special items.

ILLINOIS STATE TOLL HIGHWAY AUTHORITY

(A Component Unit of the State of Illinois)

Notes to the Financial Statements

December 31, 2014

Toll evasion revenue is shown net of bad debt expense; concession revenue includes only oasis revenue.

The majority of the Tollway's expenses are exchange transactions, which GASB defines as operating expenses for financial statement presentation purposes. Nonoperating expenses include transfers under intergovernment agreements and capital financing costs.

(q) Risk Management

The Tollway has self-insured risk retention programs with stop-loss limits for current employee group health and self-insured reserves for workers' compensation claims and has provided accruals for estimated losses arising from such claims.

(r) Comparative Totals

Comparative total data for the prior year has been presented in selected sections of the accompanying financial statements in order to provide an understanding of the changes in the Tollway's assets, deferred outflows, liabilities, deferred inflows, net position, revenues and expenses. Such prior year information does not include notes to the financial statements which are required to constitute a presentation in conformity with accounting principles generally accepted in the United States of America. Accordingly, such prior information should be read in conjunction with the Tollway's financial statements for the year ended December 31, 2013, from which such partial information was derived.

(s) Use of Estimates in Preparing Financial Statements

The preparation of financial statements in conformity with U.S. generally accepted accounting principles requires management to make estimates and assumptions that affect the reported amounts of assets and liabilities and disclosure of contingent assets and liabilities at the date of the financial statements and the reported amounts of revenues and expenses during the reporting period. Actual results could differ from those estimates.

(2) Cash and Investments

(a) Custodial Credit Risk -Deposits

Custodial credit risk is the risk that an institution holding Tollway deposits may fail and expose the Tollway to a loss if the Tollway's deposits were not returned upon maturity or demand. State law (30 ILCS 230/2C) requires that all deposits of public funds be covered by FDIC insurance or eligible collateral. The Tollway has no policy that would further limit the requirements under state law. As of December 31, 2014, the Tollway's deposits were not exposed to custodial credit risk.

ILLINOIS STATE TOLL HIGHWAY AUTHORITY

(A Component Unit of the State of Illinois)

Notes to the Financial Statements

December 31, 2014

(b) *Schedule of Investments*

As of December 31, 2014, the Tollway had the following investments and maturities:

Investment type	Fair Value	Investment maturities (in years)	
		Less Than 1	1-5
Repurchase agreements	\$ 863,010,979	\$ 863,010,979	\$ —
Money market funds*	751,533,862	751,533,862	—
U.S. Treasury Cert. of Indebtedness - SLGS	225,800,000	55,800,000	170,000,000
Illinois Funds*	188,422,648	188,422,648	—
	<u>\$ 2,028,767,489</u>	<u>\$ 1,858,767,489</u>	<u>\$ 170,000,000</u>

*Weighted average maturity is less than one year.

(c) *Interest Rate Risk*

Interest rate risk is the risk that the fair value of investments will decrease as a result of an increase in interest rates. As a means of limiting its exposure to fair value losses from rising interest rates, and as a means of managing liquidity, the Tollway's investment policy requires that the majority of Tollway funds be invested in instruments with maturities of less than one year. No investment is to exceed a ten-year maturity.

(d) *Credit and Concentration Risks*

Credit risk is the risk that the Tollway will not recover its investments due to the inability of the issuer to fulfill its obligation. The Tollway's investment policy limits investment of Tollway funds to securities guaranteed by the United States government; obligations of agencies and instrumentalities of the United States; interest-bearing savings accounts, certificates of deposit, or bank time deposits with institutions which meet specified capitalization requirements; money market mutual funds registered under the Investment Company Act of 1940; the Illinois Funds; and repurchase agreements of government securities as defined in the Government Securities Act of 1986. Investment policy further requires that the investment portfolio be diversified in terms of specific maturity, specific issuer, or specific class of securities. Final maturities are limited to ten years; the majority of Tollway funds should be invested in maturities of less than one year. The Tollway was in compliance with these policies during 2014.

ILLINOIS STATE TOLL HIGHWAY AUTHORITY

(A Component Unit of the State of Illinois)

Notes to the Financial Statements

December 31, 2014

The Tollway's investments in debt securities (or the securities underlying the repurchase agreements) were rated by Moody's and Standard & Poor's as follows for the year ended December 31, 2014:

Investment type	2014 (Moody's/S&P)	
	Fair value	Rating
Repurchase agreements	\$ 863,010,979	AAA/AA+u
Money market funds	751,533,862	Aaa-mf/AAAm
US Treasury Cert. of Indebtedness-SLGS	225,800,000	AAA/AA+u
Illinois Funds	188,422,648	N/R/AAAm

(3) Accounts Receivable

The Tollway's accounts receivable consist of various toll charges and other amounts due from individuals and commercial and other entities. A provision for doubtful accounts has been recorded for estimated uncollectible amounts. As of December 31, 2014, the Tollway's accounts receivable balance consists of the following:

	Gross accounts receivables	Allowance for doubtful accounts	Net accounts receivables
Tolls	\$ 4,668,716	\$ (395,170)	\$ 4,273,546
Toll evasion recovery	30,519,795	(27,493,846)	3,025,949
Oases receivable	99,683	-	99,683
Damage claims/emergency service	245,333	(217,419)	27,914
Insufficient I-PASS	1,296,030	(1,036,824)	259,206
Over dimension vehicle permit	105,740	(25,755)	79,985
Fiber optic agreements	40,615	2,821	43,436
Workers' compensation	11,768	-	11,768
Other	4,113,739	(2,126,586)	1,987,153
Total non-governmental receivables	41,101,419	(31,292,779)	9,808,640
Various local and municipal government	11,197,129	-	11,197,129
LAG Agencies	11,066,600	-	11,066,600
Other agencies of the state of Illinois	155,198,644	-	155,198,644
Total intergovernmental receivables	177,462,373	-	177,462,373
Total receivables	\$ 218,563,792	\$ (31,292,779)	\$ 187,271,013

ILLINOIS STATE TOLL HIGHWAY AUTHORITY

(A Component Unit of the State of Illinois)

Notes to the Financial Statements

December 31, 2014

(4) Prepaid Expenses

In the normal course of business the Tollway pays for services that will be consumed beyond the current year. These are established as prepaid expenses. As of December 31, 2014, the Tollway has \$7.7 million in prepaid expenses. These are categorized as both current and noncurrent.

(5) Leases Receivable

During 2002, the Tollway, as lessor, entered into two 25-year lease agreements for the oasis system (a retail lease and a fuel lease). Under the terms of each lease, the lessee is financially responsible for rebuilding and renovating the oasis structures. At the end of each lease, ownership of the improvements reverts to the Tollway. In the retail lease, the lessee is responsible for the payment of all expenses associated with administration and operation of the facilities including the securing of tenants. In the fuel lease, the lessee is responsible for the operation of the service station and car wash facilities.

In order to rebuild and widen the Jane Addams Tollway, it was necessary to remove the over the road building at the Des Plaines oasis. Accordingly, effective April 1, 2014, the retail lease was amended to revise the annual rent downward to reflect the closure of the Des Plaines site over the road facility.

The fuel lease agreement requires the parties to complete a remediation program to ensure that the oasis system is in compliance with current environmental laws, and that compliance continues for the term of the lease. The Tollway is solely responsible for the remediation program up until the lease commencement date until it has received "No Further Remediation" (NFR) letters from the Illinois Environmental Protection Agency (IEPA). The IEPA issues the letters along with approval for reimbursement of approved expenses from the LUST (Leaking Underground Storage Tank) Fund established by Congress. Remediation work has been completed at all oasis sites. NFR letters have been received by the Tollway for all remediation sites that are the responsibility of the Tollway, except for the Lincoln Oasis North and South locations. The Tollway believes that the remaining NFR letters will be issued without further material remediation costs being incurred.

The future minimum lease payments receivable under these agreements as of December 31, 2014 are as follows:

<u>Year ended December 31</u>	<u>Retail lease</u>	<u>Fuel lease</u>	<u>Total leases</u>
2015	\$ 728,571	\$ 900,250	\$ 1,628,821
2016	728,571	900,250	1,628,821
2017	728,571	900,250	1,628,821
2018	728,571	900,250	1,628,821
2019	728,571	900,250	1,628,821
Thereafter	5,342,854	6,601,833	11,944,687
	<u>\$ 8,985,709</u>	<u>\$ 11,103,083</u>	<u>\$ 20,088,792</u>

The future minimum leases receivable do not include contingent rents that may be owed under these leases should the lessees generate revenues in excess of specific target amounts. The future minimum lease amounts above will be treated as revenue in the year they are earned.

ILLINOIS STATE TOLL HIGHWAY AUTHORITY

(A Component Unit of the State of Illinois)

Notes to the Financial Statements

December 31, 2014

(6) Capital Assets

Changes in capital assets for the year ended December 31, 2014 are as follows:

	Balance January 1	Additions and transfers in	Deletions and transfers out	Balance December 31
Nondepreciable capital assets:				
Land and improvements	\$ 337,264,544	\$ 52,033,107	\$ -	\$ 389,297,651
Construction in progress	355,523,656	971,599,999	(509,801,482)	817,322,173
Total nondepreciable capital assets	<u>692,788,200</u>	<u>1,023,633,106</u>	<u>(509,801,482)</u>	<u>1,206,619,824</u>
Depreciable capital assets:				
Buildings	54,481,559	1,754,057	-	56,235,616
Infrastructure	7,314,116,135	569,095,896	(483,035,442)	7,400,176,588
Machinery and equipment	231,087,505	29,649,452	(6,171,788)	254,565,169
Total depreciable capital assets	<u>7,599,685,199</u>	<u>600,499,405</u>	<u>(489,207,230)</u>	<u>7,710,977,373</u>
Less accumulated depreciation:				
Buildings	(40,068,569)	(950,912)	-	(41,019,481)
Infrastructure	(2,673,973,683)	(290,588,169)	483,035,442	(2,481,526,410)
Machinery and equipment	(148,924,976)	(15,810,239)	4,998,724	(159,736,491)
Total accumulated depreciation	<u>(2,862,967,228)</u>	<u>(307,349,320)</u>	<u>488,034,166</u>	<u>(2,682,282,382)</u>
Total depreciable capital assets, net	<u>4,736,717,971</u>	<u>293,150,085</u>	<u>(1,173,064)</u>	<u>5,028,694,991</u>
Total capital assets, net	<u>\$ 5,429,506,171</u>	<u>\$ 1,316,783,191</u>	<u>\$ (510,974,546)</u>	<u>\$ 6,235,314,815</u>

(7) Long-Term Accounts Receivable

As of December 31, 2014, long-term accounts receivable consisted of the following:

Village of Lemont – I-355 South Intergovernmental Agreement	\$ 62,500
Northwest Suburban Municipal Joint Action Water Agency (NSMJAWA)	6,124,816
Illinois Department of Transportation	<u>132,363,771</u>
	<u>\$ 138,551,087</u>

ILLINOIS STATE TOLL HIGHWAY AUTHORITY

(A Component Unit of the State of Illinois)

Notes to the Financial Statements

December 31, 2014

(8) Revenue Bonds Payable

Changes in revenue bonds payable for the year ended December 31, 2014 are as follows:

	Balance January 1	Additions	Deletions	Balance December 31	Amounts due within one year*
1998 Series A	\$ 134,400,000	\$ -	\$ (59,465,000)	\$ 74,935,000	\$ 62,735,000
1998 Series B	123,100,000	-	-	123,100,000	-
2005 Series A	541,805,000	-	(469,935,000)	71,870,000	35,060,000
2006 Series A-1	291,660,000	-	(291,660,000)	-	-
2007 Series A-1 & A-2	700,000,000	-	-	700,000,000	-
2008 Series A-1 & A-2	478,900,000	-	-	478,900,000	-
2008 Series B	350,000,000	-	-	350,000,000	-
2009 Series A	500,000,000	-	-	500,000,000	-
2009 Series B	280,000,000	-	-	280,000,000	-
2010 Series A-1	279,300,000	-	-	279,300,000	-
2013 Series A	500,000,000	-	-	500,000,000	-
2013 Series B-1	217,390,000	-	-	217,390,000	-
2014 Series A	-	378,720,000	-	378,720,000	-
2014 Series B	-	500,000,000	-	500,000,000	-
2014 Series C	-	400,000,000	-	400,000,000	-
2014 Series D	-	264,555,000	-	264,555,000	-
Totals	4,396,555,000	1,543,275,000	(821,060,000)	5,118,770,000	\$ 97,795,000
Unamortized bond premium	123,031,373	219,324,343	(43,937,951)	298,417,765	-
Current portion of revenue bonds payable	(92,855,000)	(97,795,000)	92,855,000	(97,795,000)	-
Revenue bonds payable, net of current portion	\$ 4,426,731,373	\$ 1,664,804,343	\$ (772,142,951)	\$ 5,319,392,765	-

* Principal amounts either due or for which required third-party liquidity is expiring within one year and was not renewed prior to report issuance date. As of December 31, 2014, there was no principal outstanding for which required third-party liquidity was expiring within one year.

(a) Series 1998A and 1998B Bonds

On December 30, 1998, the Tollway issued \$325,135,000 of Refunding Revenue Bonds, consisting of \$202,035,000 of Fixed Rate Bonds (1998 Series A) and \$123,100,000 of Variable Rate Bonds (1998 Series B). The bonds financed the refunding of a portion (\$313,105,000) of the Tollway's Series 1992A Bonds and also financed costs of issuance and accrued interest on the Series 1998A Bonds. The Series 1998A Bonds were sold with fixed interest rates ranging from 4.0% to 5.5% at

ILLINOIS STATE TOLL HIGHWAY AUTHORITY

(A Component Unit of the State of Illinois)

Notes to the Financial Statements

December 31, 2014

yields which produced a net Original Issue Premium of \$17,414,484. The Series 1998A Bonds, of which \$74,935,000 were outstanding as of December 31, 2014, are not subject to redemption prior to maturity. The Series 1998B Bonds were initially issued in a weekly mode and were in a weekly mode during all of 2014. Interest rates on the Series 1998B Bonds are set pursuant to the terms of a remarketing agreement. While in the weekly mode, the Series 1998B Bonds are subject to demand for purchase from bondholders. Any such Series 1998 Series B Bonds tendered for purchase are remarketed pursuant to the terms of a remarketing agreement. 1998 Series B Bonds tendered for purchase that are not remarketed to new bondholder(s) are funded, subject to certain conditions, under a Standby Bond Purchase Agreement among the Tollway, the Trustee, and Landesbank Hessen-Thüringen Girozentrale, New York Branch.

Any bonds funded pursuant to the Standby Bond Purchase Agreement that remain unremarketed on their scheduled payment dates of January 1, 2016 and January 1, 2017 are required to be paid by the Tollway on such scheduled payment dates. The cost of the Standby Bond Purchase Agreement is a per annum fee of 40 basis points times the commitment amount of \$129,339,315, which consists of \$123,100,000 for payment of principal and \$6,239,315 for payment of interest. While in the weekly mode, the Series 1998B Bonds are subject to optional redemption by the Tollway. The stated expiration date of the Standby Bond Purchase Agreement is January 3, 2017. The scheduled 1998 Series B principal payments are \$53,900,000 on January 1, 2016 and \$69,200,000 on January 1, 2017. The final maturity of the 1998 Series A and 1998 Series B bonds is January 1, 2016 and January 1, 2017, respectively. The scheduled payments of principal and interest of the 1998 Series A Bonds and the 1998 Series B Bonds are insured by Assured Guaranty Municipal Corp., pursuant to the acquisition of the original bond insurer, Financial Security Assurance Inc., by Assured Guaranty Ltd. on July 1, 2009. The variable interest rate of the 1998 Series B Bonds as of December 31, 2014 was 0.23%.

(b) Series 2005A Bonds

On June 22, 2005, the Tollway issued \$770,000,000 of Toll Highway Senior Priority Revenue Bonds (2005 Series A). This issuance was the first bond sale utilized to finance capital projects in the Congestion-Relief Program. The bonds also financed a deposit to the Debt Reserve Account and costs of issuance. All maturities of the bonds were sold bearing 5.0% interest rates except for the \$101,935,000 par amount maturing on January 1, 2020 which was sold bearing an interest rate of 4.125%. The bonds were sold at yields which produced a net Original Issue Premium of \$60,405,414. The bonds are subject to optional redemption on or after July 1, 2015 at a redemption price of 100% of the principal amount plus accrued interest. The remaining scheduled payments of principal and interest of this bond series are insured by Assured Guaranty Municipal Corp., pursuant to the acquisition of the original bond insurer, Financial Security Assurance Inc., by Assured Guaranty Ltd. on July 1, 2009. The final maturity of the bonds is January 1, 2016. On August 13, 2013, \$228,195,000 of the 2005 Series A Bonds that were scheduled to mature on January 1 of 2017, 2018 and 2019 were advance refunded in connection with the issuance of the \$217,390,000 of Toll Highway Senior Revenue Bonds, 2013 Series B-1 (Refunding). On February 26, 2014, \$436,545,000 of the 2005 Series A Bonds that were scheduled to mature on January 1 of 2020, 2021, 2022 and 2023 were advance refunded in connection with the issuance of the \$378,720,000 of Toll Highway Senior Revenue Bonds, 2014 Series A (Refunding).

ILLINOIS STATE TOLL HIGHWAY AUTHORITY

(A Component Unit of the State of Illinois)

Notes to the Financial Statements

December 31, 2014

(c) Series 2006A Bonds

On June 7, 2006, the Tollway issued \$1,000,000,000 of Toll Highway Senior Priority Revenue Bonds (2006 Series A-1 and Series A-2). This issuance was the second bond sale utilized to fund capital projects in the Congestion-Relief Program. The bonds also financed a deposit to the Debt Reserve Account and costs of issuance. All maturities of the bonds were sold bearing 5.0% interest rates at yields which produced an Original Issue Premium of \$40,019,000. The bonds were subject to optional redemption on or after July 1, 2016 at a redemption price of 100% of the principal amount plus accrued interest. The scheduled payments of principal and interest of the bonds were insured by Assured Guaranty Municipal Corp., pursuant to the acquisition of the original bond insurer, Financial Security Assurance Inc., by Assured Guaranty Ltd. on July 1, 2009. On February 7, 2008, \$708,340,000 of the 2006 Series A bonds was advance refunded in connection with the issuance of the Tollway's \$766,200,000 Variable Rate Senior Refunding Revenue Bonds (2008 Series A-1 and Series A-2). On December 18, 2014, the remaining \$291,660,000 of 2006 Series A bonds was advance refunded in connection with the issuance of the Tollway's \$264,555,000 Senior Revenue Bonds, 2014 Series D (Refunding).

(d) Series 2007A Bonds

On November 1, 2007, the Tollway issued \$700,000,000 of Toll Highway Variable Rate Senior Priority Revenue Bonds (2007 Series A-1 and Series A-2). This issuance was the third bond sale utilized to finance capital projects in the Congestion-Relief Program. The bonds also financed a deposit to the Debt Reserve Account and costs of issuance. The bonds were sold at par and initially issued in a weekly mode and remained in a weekly mode through fiscal year end 2014. Interest rates on the bonds are set pursuant to the terms of a remarketing agreement. While in the weekly mode, the bonds are subject to optional redemption by the Tollway. While in the weekly mode, the bonds are subject to bondholder tender for purchase. Any such bonds tendered for purchase are remarketed pursuant to the terms of a remarketing agreement. Funding for any bonds tendered for purchase that failed to be remarketed was available, under certain circumstances, from a Liquidity Facility in the form of a Standby Bond Purchase Agreement provided by Dexia Credit Local, New York Branch, through March 18, 2011, the effective expiration date of that Standby Bond Purchase Agreement. On March 18, 2011, the 2007 Series A Bonds were mandatorily tendered and, on the same day, subsequently remarketed as six separate sub-series, each sub-series secured by a direct-pay letter of credit that qualified as a Substitute Credit Facility under the Supplemental Indenture for the 2007 Series A Bonds. The following provides information regarding each of those sub-series and their respective letters of credit.

(e) Series 2007A-1a Bonds

On March 18, 2011 the Tollway remarketed \$175,000,000 of the 2007 Series A-1 Bonds as 2007 Series A-1a (the "Series 2007A-1a Bonds"). While in the weekly mode, the Series 2007A-1a Bonds are secured by a direct-pay letter of credit from Citibank, N.A. pursuant to the terms of the Letter of Credit Reimbursement Agreement dated as of March 1, 2011 between the Tollway and such bank (the "2007A-1a Credit Facility"). The 2007A-1a Credit Facility provides up to \$175,000,000 for payment of principal and up to \$3,595,891 for payment of interest (equivalent to 50 days' accrued interest at 15%), including for the purpose of paying the principal and interest portions of the

ILLINOIS STATE TOLL HIGHWAY AUTHORITY

(A Component Unit of the State of Illinois)

Notes to the Financial Statements

December 31, 2014

purchase price of any bonds tendered and not remarketed. To the extent the 2007A-1a Credit Facility is utilized to purchase bonds tendered and not remarketed, and such bonds continue to fail to be remarketed, then such bonds are required to be repaid by the Authority thirteen months after the termination date of the 2007A-1a Credit Facility. The 2007A-1a Credit Facility, if not extended, is currently scheduled to expire on January 31, 2017. The cost of the 2007A-1a Credit Facility is a per annum fee of 45 basis points times the stated amount of \$178,595,891. The variable interest rate of the Series 2007A-1a Bonds as of December 31, 2014 was 0.05%.

(f) Series 2007A-1b Bonds

On March 18, 2011 the Tollway remarketed \$175,000,000 of the 2007 Series A-1 Bonds as 2007 Series A-1b (the "Series 2007A-1b Bonds"). While in the weekly mode, the Series 2007A-1b Bonds are secured by a direct-pay letter of credit from Mizuho Bank Ltd. pursuant to the terms of the Reimbursement Agreement dated as of March 1, 2014 between the Tollway and such bank (the "2007A-1b Credit Facility"). Mizuho Bank Ltd. replaced PNC Bank, National Association as credit facility provider for the Series 2007 A-1b Bonds on March 18, 2014. The 2007A-1b Credit Facility provides up to \$175,000,000 for payment of principal and up to \$3,236,302 for payment of interest (equivalent to 45 days' accrued interest at 15%), including for the purpose of paying the principal and interest portions of the purchase price of any bonds tendered and not remarketed. To the extent the 2007A-1b Credit Facility is utilized to purchase bonds tendered and not remarketed, and to the extent such bonds continue to either (a) remain unremarketed for 180 days or (b) remain unremarketed on the termination date of the 2007A-1b Credit Facility, then such funded bonds are required to be repaid by the Authority in equal semi-annual principal installments commencing on the earlier of (i) 180 days after the date the bonds were purchased and (ii) the termination date of the 2007A-1b Credit Facility, and ending on the date three years following the date the bonds were purchased. The 2007A-1b Credit Facility, if not extended, is currently scheduled to expire on March 18, 2016. The cost of the 2007A-1b Credit Facility is a per annum fee of 34 basis points times the stated amount of \$178,236,302. The variable interest rate of the Series 2007A-1b Bonds as of December 31, 2014 was 0.05%.

(g) Series 2007A-2a Bonds

On March 18, 2011 the Tollway remarketed \$100,000,000 of the 2007 Series A-2 Bonds as 2007 Series A-2a (the "Series 2007A-2a Bonds"). While in the weekly mode, the Series 2007A-2a Bonds are secured by a direct-pay letter of credit from The Bank of Tokyo-Mitsubishi UFJ, Ltd., acting through its New York Branch pursuant to the terms of the Reimbursement Agreement dated as of March 1, 2011 between the Tollway and such bank (the "2007A-2a Credit Facility"). The 2007A-2a Credit Facility provides up to \$100,000,000 for payment of principal and up to \$1,849,316 for payment of interest (equivalent to 45 days' accrued interest at 15%), including for the purpose of paying the principal and interest portions of the purchase price of any bonds tendered and not remarketed. To the extent the 2007A-2a Credit Facility is utilized to purchase bonds tendered and not remarketed, and to the extent such bonds continue to remain unremarketed on the first business day of the fourth calendar month immediately succeeding the date the bonds were purchased, then such funded bonds are required to be repaid by the Authority in equal quarterly principal installments commencing on such first business day of the fourth calendar month immediately succeeding the date the bonds were purchased, and ending on the date four (4) years after the date the bonds were

ILLINOIS STATE TOLL HIGHWAY AUTHORITY

(A Component Unit of the State of Illinois)

Notes to the Financial Statements

December 31, 2014

purchased. The 2007A-2a Credit Facility, if not extended, is currently scheduled to expire on March 17, 2017. The cost of the 2007A-2a Credit Facility is a per annum fee of 42.5 basis points times the stated amount of \$101,849,316. The variable interest rate of the Series 2007A-2a Bonds as of December 31, 2014 was 0.05%.

(h) Series 2007A-2b Bonds

On March 18, 2011 the Tollway remarketed \$107,500,000 of the 2007 Series A-2 Bonds as 2007 Series A-2b (the "Series 2007A-2b Bonds"). While in the weekly mode, the Series 2007A-2b Bonds are secured by a direct-pay letter of credit from Harris, N.A. pursuant to the terms of the Reimbursement Agreement dated as of March 1, 2011 between the Tollway and such bank (the "2007A-2b Credit Facility"). The 2007A-2b Credit Facility provides up to \$107,500,000 for payment of principal and up to \$1,988,014 for payment of interest (equivalent to 45 days' accrued interest at 15%), including for the purpose of paying the principal and interest portions of the purchase price of any bonds tendered and not remarketed. To the extent the 2007A-2b Credit Facility is utilized to purchase bonds tendered and not remarketed, and to the extent such bonds continue to either (a) remain unremarketed for 180 days or (b) remain unremarketed on the termination date of the 2007A-2b Credit Facility, then such funded bonds are required to be repaid by the Authority in equal quarterly principal installments commencing on the date one year following the earlier of (i) 180 days after the date the bonds were purchased and (ii) the termination date of the 2007A-2b Credit Facility, and ending on the date two years following the earlier of (i) 180 days after the date the bonds were purchased and (ii) the termination date of the 2007A-2b Credit Facility. The 2007A-2b Credit Facility, if not extended, is currently scheduled to expire on March 18, 2017. The cost of the 2007A-2b Credit Facility is a per annum fee of 45 basis points times the stated amount of \$109,488,014. The variable interest rate of the Series 2007-2b Bonds as of December 31, 2014 was 0.05%.

(i) Series 2007A-2c Bonds

On March 18, 2011 the Tollway remarketed \$55,000,000 of the 2007 Series A-2 Bonds as 2007 Series A-2c (the "Series 2007A-2c Bonds"). While in the weekly mode, the Series 2007A-2c Bonds are secured by a direct-pay letter of credit from The Northern Trust Company pursuant to the terms of the Reimbursement Agreement dated as of March 1, 2011 between the Tollway and such bank (the "2007A-2c Credit Facility"). The 2007A-2c Credit Facility provides up to \$55,000,000 for payment of principal and up to \$1,017,123 for payment of interest (equivalent to 45 days' accrued interest at 15%), including for the purpose of paying the principal and interest portions of the purchase price of any bonds tendered and not remarketed. To the extent the 2007A-2c Credit Facility is utilized to purchase bonds tendered and not remarketed, and to the extent such bonds continue to either (a) remain unremarketed for 270 days or (b) remain unremarketed on the termination date of the 2007A-2c Credit Facility, then such funded bonds are required to be repaid by the Authority in equal semi-annual principal installments commencing on the next ensuing January 1 or July 1 after the earlier of (i) 270 days after the date the bonds were purchased and (ii) the termination date of the 2007A-2c Credit Facility, and ending on the date three years following the earlier of (i) 270 days after the date the bonds were purchased and (ii) the termination date of the 2007A-2c Credit Facility. The 2007A-2c Credit Facility, if not extended, is currently scheduled to expire on March 17, 2017. The cost of the 2007A-2c Credit Facility is a per annum fee of 37.5 basis points times the stated

ILLINOIS STATE TOLL HIGHWAY AUTHORITY

(A Component Unit of the State of Illinois)

Notes to the Financial Statements

December 31, 2014

amount of \$56,017,123. The variable interest rate of the Series 2007A-2c Bonds as of December 31, 2014 was 0.05%.

(j) Series 2007A-2d Bonds

On March 18, 2011 the Tollway remarketed \$87,500,000 of the 2007 Series A-2 Bonds as 2007 Series A-2d (the "Series 2007A-2d Bonds"). While in the weekly mode, the Series 2007A-2d Bonds are secured by a direct-pay letter of credit from Royal Bank of Canada pursuant to the terms of the Reimbursement Agreement dated as of March 18, 2014 between the Tollway and such bank (the "2007A-2d Credit Facility"). Royal Bank of Canada replaced Wells Fargo Bank, National Association as credit facility provider for the Series 2007A-2d Bonds on March 18, 2014. The 2007A-2d Credit Facility provides up to \$87,500,000 for payment of principal and up to \$1,618,151 for payment of interest (equivalent to 45 days' accrued interest at 15%), including for the purpose of paying the principal and interest portions of the purchase price of any bonds tendered and not remarketed. To the extent the 2007A-2d Credit Facility is utilized to purchase bonds tendered and not remarketed, and to the extent such bonds continue to either (a) remain unremarketed for 181 days or (b) remain unremarketed on the termination date of the 2007A-2d Credit Facility, then such funded bonds are required to be repaid by the Authority in equal semi-annual principal installments commencing on the earlier of (i) 181 days after the date the bonds were purchased and (ii) the termination date of the 2007A-2d Credit Facility, and ending on the date three years following the date the bonds were purchased. The 2007A-2d Credit Facility, if not extended, is currently scheduled to expire on March 17, 2017. The cost of the 2007A-2d Credit Facility is a per annum fee of 40 basis points times the stated amount of \$89,118,151. The variable interest rate of the Series 2007A-2d Bonds as of December 31, 2014 was 0.05%.

(k) Series 2008A Bonds

On February 7, 2008, the Tollway issued \$766,200,000 of Toll Highway Variable Rate Senior Refunding Revenue Bonds (\$383,100,000 2008 Series A-1 and \$383,100,000 2008 Series A-2). The bonds advance refunded \$708,340,000 of the then-outstanding 2006 Series A Bonds and financed costs of issuance. Payments of principal when due at maturity and interest are insured by Assured Guaranty Municipal Corp., pursuant to the acquisition of the original bond insurer, Financial Security Assurance Inc., by Assured Guaranty Ltd. on July 1, 2009. The bonds were sold at par and initially issued in a weekly mode and have remained in a weekly mode through fiscal year end 2014. On July 1, 2010, \$287,300,000 of the 2008 Series A-2 bonds was refunded by the Tollway's \$279,300,000 Toll Highway Senior Refunding Revenue Bonds (2010 Series A-1). \$383,100,000 of the 2008 Series A-1 Bonds and \$95,800,000 of the 2008 Series A-2 Bonds remain outstanding. Interest rates on the bonds are set pursuant to the terms of a remarketing agreement. While in the weekly mode, the bonds are subject to optional redemption by the Tollway. While in the weekly mode, the bonds are subject to bondholder tender for purchase. Any such bonds tendered for purchase are remarketed pursuant to the terms of a remarketing agreement. Funding for any bonds tendered for purchase that failed to be remarketed was available, under certain circumstances, from a Liquidity Facility in the form of a Standby Bond Purchase Agreement provided by Dexia Credit Local, New York Branch, through February 7, 2011, the effective expiration date of that Standby Bond Purchase Agreement. On February 7, 2011, the 2008 Series A Bonds were mandatorily tendered and, on the same day, subsequently remarketed as three separate sub-series, each sub-series

ILLINOIS STATE TOLL HIGHWAY AUTHORITY

(A Component Unit of the State of Illinois)

Notes to the Financial Statements

December 31, 2014

secured by a standby bond purchase agreement that qualified as a Substitute Liquidity Facility under the Supplemental Indenture for the 2008 Series A Bonds. The following provides information regarding each of those sub-series and their respective standby bond purchase agreements.

(l) Series 2008A-1a Bonds

On February 7, 2011 the Tollway remarketed \$191,500,000 of the 2008 Series A-1 Bonds as 2008 Series A-1a (the "Series 2008A-1a Bonds"). While in the weekly mode, liquidity support is provided for the Series 2008A-1a Bonds by a Standby Bond Purchase Agreement dated as of February 1, 2011 among the Tollway, the Trustee, and JPMorgan Chase Bank, National Association (the "2008A-1a Liquidity Facility"). The 2008A-1a Liquidity Facility provides up to \$191,500,000 for payment of principal and up to \$2,203,562 for payment of interest (equivalent to 35 days' accrued interest at 12%) for the purpose of paying the principal and interest portions of the purchase price of any bonds tendered and not remarketed. To the extent the 2008A-1a Liquidity Facility is utilized to purchase bonds tendered and not remarketed, and to the extent such bonds continue to remain unremarketed for 91 days, then such funded bonds are required to be repaid by the Authority in ten equal semi-annual principal installments commencing on the first business day of the sixth full month following the date 91 days after the date the bonds were purchased. The 2008A-1a Liquidity Facility, if not extended, is currently scheduled to expire on February 5, 2016. The cost of the 2008A-1a Liquidity Facility is a per annum fee of 56 basis points times the commitment amount of \$193,703,562. The variable interest rate of the Series 2008A-1a Bonds as of December 31, 2014 was 0.06%.

(m) Series 2008A-1b Bonds

On February 7, 2011 the Tollway remarketed \$191,600,000 of the 2008 Series A-1 Bonds as 2008 Series A-1b (the "Series 2008A-1b Bonds"). While in the weekly mode, liquidity support is provided for the Series 2008A-1b Bonds by a Standby Bond Purchase Agreement dated as of February 7, 2014 among the Tollway, the Trustee, and Bank of America, N.A. (the "2008A-1b Liquidity Facility"). Bank of America, N.A. replaced PNC Bank, N.A. as liquidity facility provider for the Series 2008A-1b Bonds on February 7, 2014. The 2008A-1b Liquidity Facility provides up to \$191,600,000 for payment of principal and up to \$2,141,721 for payment of interest (equivalent to 34 days' accrued interest at 12%) for the purpose of paying the principal and interest portions of the purchase price of any bonds tendered and not remarketed. To the extent the 2008A-1b Liquidity Facility is utilized to purchase bonds tendered and not remarketed, and to the extent such bonds continue to remain unremarketed for 180 days, then such funded bonds are required to be repaid by the Authority in equal semi-annual principal installments commencing on the first business day of the sixth full month following the date 180 days after the date the bonds were purchased and ending on the date five years after the date the bonds were purchased. The 2008A-1b Liquidity Facility, if not extended, is currently scheduled to expire on February 5, 2016. The cost of the 2008A-1b Liquidity Facility is a per annum fee of 40 basis points times the commitment amount of \$193,741,721. The variable interest rate of the Series 2008A-1b Bonds as of December 31, 2014 was 0.07%.

(n) Series 2008A-2 Bonds

On February 7, 2011 the Tollway remarketed \$95,800,000 of the 2008 Series A-2 Bonds (the "Series 2008A-2 Bonds"). While in the weekly mode, liquidity support is provided for the Series 2008A-2

ILLINOIS STATE TOLL HIGHWAY AUTHORITY

(A Component Unit of the State of Illinois)

Notes to the Financial Statements

December 31, 2014

Bonds by a Standby Bond Purchase Agreement dated as of February 1, 2011 among the Tollway, the Trustee, and JPMorgan Chase Bank, National Association (the "2008A-2 Liquidity Facility"). The 2008A-2 Liquidity Facility provides up to \$95,800,000 for payment of principal and up to \$1,102,357 for payment of interest (equivalent to 35 days' accrued interest at 12%) for the purpose of paying the principal and interest portions of the purchase price of any bonds tendered and not remarketed. To the extent the 2008A-2 Liquidity Facility is utilized to purchase bonds tendered and not remarketed, and to the extent such bonds continue to remain unremarketed for 91 days, then such funded bonds are required to be repaid by the Authority in ten equal semi-annual principal installments commencing on the first business day of the sixth full month following the date 91 days after the date the bonds were purchased. The 2008A-2 Liquidity Facility, if not extended, is currently scheduled to expire on February 5, 2016. The cost of the 2008A-2 Liquidity Facility is a per annum fee of 56 basis points times the commitment amount of \$96,902,357. The variable interest rate of the Series 2008A-2 Bonds as of December 31, 2014 was 0.04%.

(o) Series 2008B Bonds

On November 18, 2008, the Tollway issued \$350,000,000 of Toll Highway Senior Priority Revenue Bonds (2008 Series B). This issuance was the fourth bond sale utilized to finance capital projects in the Congestion-Relief Program. The bonds also financed capitalized interest through June 30, 2009 and costs of issuance. The bonds were sold as a term bond maturing on January 1, 2033 bearing a 5.50% interest rate and priced to yield 5.70%, which produced an Original Issue Discount of \$9,142,000. The bonds are subject to optional redemption on or after January 1, 2018 at a redemption price of 100% of the principal amount plus accrued interest. The bonds are subject to sinking fund redemption prior to maturity. The bonds are not insured. In connection with the bond issue, a Surety Policy in the face amount of \$100,000,000 was purchased from Berkshire Hathaway Assurance Corporation for deposit in the Debt Reserve Account. The Surety Policy expires on January 1, 2033.

(p) Build America Bonds

The American Recovery and Reinvestment Act of 2009 authorized the Tollway to issue taxable bonds known as "Build America Bonds" to finance capital expenditures for which it could issue tax-exempt bonds and to elect to receive a subsidy payment from the federal government equal to 35% of the amount of each interest payment on such taxable bonds. The receipt of such subsidy payments by the Tollway is subject to certain requirements, including the filing of a form with the Internal Revenue Service prior to each interest payment date. The subsidy payments are not full faith and credit obligations of the United States of America. As a result of the impact of sequestration, the federal government reduced the amount of the subsidy payments by: 8.7% for subsidies received between March 2013 and September 2013; 7.2% for subsidies received between October 2013 and September 2014; and 7.3% for subsidies received between October 2014 and September 2015. The Series 2009A Bonds and Series 2009B Bonds are taxable Build America Bonds. All other Tollway bonds are tax-exempt bonds.

ILLINOIS STATE TOLL HIGHWAY AUTHORITY

(A Component Unit of the State of Illinois)

Notes to the Financial Statements

December 31, 2014

(q) Series 2009A Bonds

On May 21, 2009, the Tollway issued \$500,000,000 of Toll Highway Senior Priority Revenue Bonds (Taxable 2009 Series A) (Build America Bonds – Direct Payment). The Tollway made an irrevocable election to designate the bonds as Build America Bonds pursuant to the provisions of Section 54AA(g) of the Internal Revenue Code of 1986. The Tollway covenanted to apply Build America Bonds subsidy payments to the payment of debt service. This issuance was the fifth bond sale utilized to finance capital projects in the Congestion-Relief Program. The bonds also financed a deposit to the Debt Reserve Account and costs of issuance. The bonds were sold as two term bonds maturing on January 1, 2024 and January 1, 2034. The bonds maturing January 1, 2024 bear an interest rate of 5.293%, were sold at a price of 100% of the par amount of the bonds, and are subject to optional redemption on or after January 1, 2019 at a redemption price of 100% of the principal amount plus accrued interest. The bonds maturing January 1, 2034 bear an interest rate of 6.184%, were sold at a price of 100% of the par amount of the bonds, and are subject to optional redemption at a redemption price equal to the greater of: (i) 100% of the principal amount of the bonds to be redeemed; and (ii) the sum of the present value of the remaining scheduled payments of principal and interest to the maturity date of the bonds to be redeemed, discounted to the date on which the bonds are to be redeemed on a semi-annual basis at the yield(s) to maturity as of such redemption date of the United States Treasury security(ies) with a constant maturity(ies) most nearly equal to the period from the redemption date to the maturity date(s) of the bonds to be redeemed, plus 30 basis points, plus, in each case, accrued interest. The bonds are subject to sinking fund redemption prior to maturity. The bonds are not insured.

(r) Series 2009B Bonds

On December 8, 2009, the Tollway issued \$280,000,000 of Toll Highway Senior Priority Revenue Bonds (Taxable 2009 Series B) (Build America Bonds – Direct Payment). The Tollway made an irrevocable election to designate the bonds as Build America Bonds pursuant to the provisions of Section 54AA(g) of the Internal Revenue Code of 1986. The Tollway covenanted to apply Build America Bonds subsidy payments to the payment of debt service. This issuance was the sixth bond sale utilized to finance capital projects in the Congestion-Relief Program. The bonds also financed a deposit to the Debt Reserve Account and costs of issuance. In connection with the issuance of the bonds, the Tollway deposited \$12,000,000 funds on hand into the debt service account to pay the bond interest due on June 1, 2010 and a portion of the bond interest due on December 1, 2010. The bonds mature on December 1, 2034. The bonds bear an interest rate of 5.851% and were sold at a price of 100% of the par amount of the bonds. The bonds are subject to optional redemption at a redemption price equal to the greater of: (i) 100% of the principal amount of the bonds to be redeemed; and (ii) the sum of the present value of the remaining scheduled payments of principal and interest to the maturity date of the bonds to be redeemed, discounted to the date on which the bonds are to be redeemed on a semi-annual basis at the yield to maturity as of such redemption date of the United States Treasury security with a constant maturity most nearly equal to the period from the redemption date to the maturity date of the bonds, plus 25 basis points, plus, in each case, accrued interest. The bonds are not insured.

ILLINOIS STATE TOLL HIGHWAY AUTHORITY

(A Component Unit of the State of Illinois)

Notes to the Financial Statements

December 31, 2014

(s) Series 2010A-1 Bonds

On July 1, 2010, the Tollway issued \$279,300,000 of Toll Highway Senior Refunding Revenue Bonds (2010 Series A-1). The bonds refunded \$287,300,000 of the Tollway's \$383,100,000 then-outstanding 2008 Series A-2 Bonds. The bonds also financed costs of issuance. The bonds were sold as serial bonds maturing on January 1 of each of the years 2018 through 2031 and were sold bearing interest rates ranging from 3.50% to 5.25%. The bonds were sold at yields which produced a net Original Issue Premium of \$9,648,275. The bonds are subject to optional redemption on or after January 1, 2020 at a redemption price of 100% of the principal amount plus accrued interest. In connection with the refunding, the Tollway terminated a variable-to-fixed interest rate exchange (swap) agreement with Depfa Bank plc. The swap agreement was in a notional amount of \$287,325,000 and was terminated in its entirety on June 10, 2010. The Tollway made a termination payment of \$10,331,527 from Tollway funds on hand in connection with the termination of the swap agreement.

(t) Series 2013A Bonds

On May 16, 2013, the Tollway issued \$500,000,000 of Toll Highway Senior Revenue Bonds, 2013 Series A. This issuance was the first bond sale utilized to finance capital projects in the Move Illinois Program. The bonds also financed a deposit to the Debt Reserve Account and costs of issuance. The bonds were sold as serial bonds maturing on January 1 of each of the years 2027 through 2035 and a term bond maturing January 1, 2038. All bonds were sold bearing a 5.0% interest rate. The bonds were sold at yields which produced an Original Issue Premium of \$63,601,290. The bonds are subject to optional redemption on or after January 1, 2023 at a redemption price of 100% of the principal amount plus accrued interest. The term bond maturing January 1, 2038 is subject to sinking fund redemption prior to maturity. The bonds are not insured. The final maturity of the bonds is January 1, 2038.

(u) Series 2013B-1 Bonds

On August 13, 2013 the Tollway issued \$217,390,000 of Toll Highway Senior Revenue Bonds, 2013 Series B-1 (Refunding). The bonds advance refunded \$228,195,000 of the Tollway's \$770,000,000 then-outstanding 2005A Bonds. The bonds also financed costs of issuance. The bonds were sold as serial bonds maturing on December 1 of each of the years 2016 through 2018. All bonds were sold bearing a 5.0% interest rate. The bonds were sold at yields which produced an Original Issue Premium of \$32,127,075. The bonds are not subject to optional redemption. The bonds are not insured. The final maturity of the bonds is December 1, 2018.

(v) Series 2014A Bonds

On February 26, 2014, the Tollway issued \$378,720,000 of Toll Highway Senior Revenue Bonds, 2014 Series A (Refunding). The bonds advance refunded \$436,545,000 of the Tollway's \$508,415,000 then-outstanding 2005A Bonds. The bonds also financed costs of issuance. The bonds were sold as serial bonds maturing on December 1 of each of the years 2019 through 2022. The bonds were sold bearing interest rates ranging from 4.5% - 5.0%. The bonds were sold at yields which produced an Original Issue Premium of \$66,772,076. The bonds are not subject to optional redemption. The bonds are not insured. The final maturity of the bonds is December 1, 2022.

ILLINOIS STATE TOLL HIGHWAY AUTHORITY

(A Component Unit of the State of Illinois)

Notes to the Financial Statements

December 31, 2014

(w) Series 2014B Bonds

On June 4, 2014, the Tollway issued \$500,000,000 of Toll Highway Senior Revenue Bonds, 2014 Series B. This issuance was the second bond sale utilized to finance capital projects in the Move Illinois Program. The bonds also financed a deposit to the Debt Reserve Account and costs of issuance. The bonds were sold as serial bonds maturing on January 1 of each of the years 2026 through 2039. All bonds were sold bearing a 5.0% interest rate. The bonds were sold at yields which produced an Original Issue Premium of \$48,929,739. The bonds are subject to optional redemption on or after January 1, 2024 at a redemption price of 100% of the principal amount plus accrued interest. The bonds are not insured. The final maturity of the bonds is January 1, 2039.

(x) Series 2014C Bonds

On December 4, 2014, the Tollway issued \$400,000,000 of Toll Highway Senior Revenue Bonds, 2014 Series C. This issuance was the third bond sale utilized to finance capital projects in the Move Illinois Program. The bonds also financed a deposit to the Debt Reserve Account and costs of issuance. The bonds were sold as serial bonds maturing on January 1 of each of the years 2027 through 2039. All bonds were sold bearing a 5.0% interest rate. The bonds were sold at yields which produced an Original Issue Premium of \$53,737,539. The bonds are subject to optional redemption on or after January 1, 2025 at a redemption price of 100% of the principal amount plus accrued interest. The bonds are not insured. The final maturity of the bonds is January 1, 2039.

(y) Series 2014D Bonds

On December 18, 2014, the Tollway issued \$264,555,000 of Toll Highway Senior Revenue Bonds, 2014 Series D (Refunding). The bonds advance refunded \$291,660,000 of the Tollway's 2006A-1 Bonds. The bonds also financed costs of issuance. The bonds were sold as serial bonds maturing on January 1 of each of the years 2018 through 2025. All bonds were sold bearing a 5.0% interest rate. The bonds were sold at yields which produced an Original Issue Premium of \$49,884,988. The bonds are not subject to optional redemption. The bonds are not insured. The final maturity of the bonds is January 1, 2025.

(z) Defeased Bonds

On February 7, 2008, the Tollway issued \$766.2 million of Toll Highway Variable Rate Senior Refunding Bonds (2008 Series A-1 and A-2) to advance refund \$708.34 million of the 2006A (\$208.34 million of A-1 and \$500 million of A-2) Senior Priority Revenue Bonds with an interest rate of 5.0%. The net proceeds of \$758.6 million (after payment of \$7.6 million in underwriting, insurance and other issuance costs) plus an additional \$8.8 million of 2006A Trustee-held monies were used to purchase U.S. government securities. Those securities were deposited into an irrevocable trust with an escrow agent to provide for all future interest payments on the refunded portion of 2006A Toll Highway Senior Priority Revenue Bonds to July 1, 2016 and redemption of such refunded bonds on July 1, 2016. As a result, the refunded portion of 2006A Senior Priority Revenue Bonds is considered to be defeased and the liability for those bonds was removed from the Statement of Net Position in 2008.

ILLINOIS STATE TOLL HIGHWAY AUTHORITY

(A Component Unit of the State of Illinois)

Notes to the Financial Statements

December 31, 2014

On August 13, 2013, the Tollway issued \$217.39 million of Toll Highway Senior Revenue Bonds, 2013 Series B-1 (Refunding) to advance refund \$228.195 million of the 2005A Toll Highway Senior Priority Revenue Bonds with an interest rate of 5.0%. The net proceeds of \$248.53 million (including original issue premium of \$32.1 million and after payment of \$0.98 million in underwriting and other issuance costs) plus an additional \$1.02 million of 2005A Trustee-held monies were used to purchase U.S. government securities. Those securities were deposited into an irrevocable trust with an escrow agent to provide for all future interest payments on the refunded portion of 2005A Toll Highway Senior Priority Revenue Bonds to July 1, 2015 and redemption of such refunded bonds on July 1, 2015. As a result, the refunded portion of 2005A Toll Highway Senior Priority Revenue Bonds is considered to be defeased and the liability for those bonds was removed from the Statement of Net Position in 2013.

On February 26, 2014, the Tollway issued \$378.720 million of Toll Highway Senior Revenue Bonds, 2014 Series A (Refunding) to advance refund \$436.545 million of the 2005A Toll Highway Senior Priority Revenue Bonds with interest rates ranging from 4.125% - 5.0%. The net proceeds of \$443.823 million (including original issue premium of \$66.772 million and after payment of \$1.669 million in underwriting and other issuance costs) plus an additional \$23.094 million of 2005A and other available Trustee-held monies were used to purchase U.S. government securities. Those securities were deposited into an irrevocable trust with an escrow agent to provide for all future interest payments on the refunded portion of 2005A Toll Highway Senior Priority Revenue Bonds to July 1, 2015 and redemption of such refunded bonds on July 1, 2015. As a result, the refunded portion of 2005A Toll Highway Senior Priority Revenue Bonds is considered to be defeased and the liability for those bonds was removed from the Statement of Net Position in 2014.

On December 18, 2014, The Tollway issued \$264.555 million of Toll Highway Senior Revenue Bonds, 2014 Series D (Refunding) to advance refund \$291.660 million of the 2006A Toll Highway Senior Priority Revenue Bonds with an interest rate of 5.0%. The net proceeds of \$313.174 million (including original issue premium of \$49.885 million and after payment of \$1.266 million in underwriting and other issuance costs) plus an additional \$6.076 million of 2006A Trustee-held monies were used to purchase U.S. government securities. Those securities were deposited into an irrevocable trust with an escrow agent to provide for all future interest payments on the refunded portion of 2006A Toll Highway Senior Priority Revenue Bonds to July 1, 2016 and redemption of such refunded bonds on July 1, 2016. As a result, the refunded portion of 2006A Toll Highway Senior Priority Revenue Bonds is considered to be defeased and the liability for those bonds was removed from the Statement of Net Position in 2014.

As of December 31, 2014 the principal amount of Tollway defeased bonds outstanding is \$1,664.74 million.

ILLINOIS STATE TOLL HIGHWAY AUTHORITY

(A Component Unit of the State of Illinois)

Notes to the Financial Statements

December 31, 2014

(aa) All Series

Details of outstanding revenue bonds as of December 31, 2014, are as follows:

Issue of 1998 Series A, 5.50%, due on January 1, 2015-2016	\$	74,935,000
Issue of 1998 Series B, variable rates, due on January 1, 2016-2017		123,100,000
Issue of 2005 Series A, 5.00%, due on January 1, 2015-2016		71,870,000
Issue of 2007 Series A-1, variable rates, due on July 1, 2024-2030		350,000,000
Issue of 2007 Series A-2, variable rates, due on July 1, 2024-2030		350,000,000
Issue of 2008 Series A-1, variable rates, due on January 1, 2018-2031		383,100,000
Issue of 2008 Series A-2, variable rates, due on January 1, 2018-2031		95,800,000
Issue of 2008 Series B, 5.50%, due on January 1, 2032-2033		350,000,000
Issue of 2009 Series A, 5.293% to 6.184%, due on January 1, 2019-2024 and 2032-2034		500,000,000
Issue of 2009 Series B, 5.851%, due on December 1, 2034		280,000,000
Issue of 2010 Series A-1, 3.50% to 5.25%, due on January 1, 2018-2031		279,300,000
Issue of 2013 Series A, 5.00%, due on January 1, 2027-2038		500,000,000
Issue of 2013 Series B-1, 5.00%, due on December 1, 2016-2018		217,390,000
Issue of 2014 Series A, 4.50%-5.00%, due on December 1, 2019-2022		378,720,000
Issue of 2014 Series B, 5.00%, due on January 1, 2026-2039		500,000,000
Issue of 2014 Series C, 5.00%, due on January 1, 2027-2039		400,000,000
Issue of 2014 Series D, 5.00%, due on January 1, 2018-2025		<u>264,555,000</u>
Totals	\$	5,118,770,000
Less current maturities *		(97,795,000)
Plus unamortized bond premium		<u>298,417,765</u>
Total long-term portion	\$	<u><u>5,319,392,765</u></u>

*Principal amounts either due within one year or for which required third-party liquidity is expiring within one year and was not renewed prior to report issuance. As of December 31, 2014, there was no principal outstanding for which required third-party liquidity was expiring within one year.

Accrued interest payable for the year ended December 31, 2014, was \$ 86,435,329.

ILLINOIS STATE TOLL HIGHWAY AUTHORITY

(A Component Unit of the State of Illinois)

Notes to the Financial Statements

December 31, 2014

The annual requirements to retire the principal and interest amounts for all bonds outstanding at December 31, 2014, are as follows:

Year ended December 31,	Principal	Interest	Total Debt Service
2015	\$ 97,795,000	\$ 236,414,993	\$ 334,209,993
2016	138,135,000	244,195,774	382,330,774
2017	158,060,000	238,431,487	396,491,487
2018	113,160,000	232,024,496	345,184,496
2019	118,780,000	226,104,156	344,884,156
2020	134,840,000	219,902,428	354,742,428
2021	142,230,000	213,013,398	355,243,398
2022	149,090,000	205,896,960	354,986,960
2023	49,485,000	198,386,979	247,871,979
2024	208,595,000	193,248,044	401,843,044
2025	192,945,000	183,575,531	376,520,531
2026	188,650,000	175,809,122	364,459,122
2027	277,570,000	166,843,280	444,413,280
2028	238,130,000	156,462,617	394,592,617
2029	248,150,000	146,070,359	394,220,359
2030	258,595,000	135,248,150	393,843,150
2031	144,630,000	123,972,702	268,602,702
2032	278,405,000	114,081,386	392,486,386
2033	294,020,000	98,082,738	392,102,738
2034	590,405,000	80,552,902	670,957,902
2035	49,100,000	53,627,500	102,727,500
2036	272,125,000	45,596,875	317,721,875
2037	285,775,000	31,649,375	317,424,375
2038	300,100,000	17,002,500	317,102,500
2039	190,000,000	4,750,000	194,750,000
Total	\$ 5,118,770,000	\$ 3,740,943,752	\$ 8,859,713,752

(bb) Capitalized Interest

In 2014, the Tollway's total interest expense for revenue bonds equaled \$224.2 million, of which \$22.5 million was capitalized in respect of construction in progress.

ILLINOIS STATE TOLL HIGHWAY AUTHORITY

(A Component Unit of the State of Illinois)

Notes to the Financial Statements

December 31, 2014

(cc) *Trust Indenture Agreement*

On March 31, 1999, the Tollway executed an Amended and Restated Trust Indenture with the Trustee acting as fiduciary for bondholders. The Indenture establishes the conditions under which the Tollway may issue bonds and the security to be pledged to bondholders. The Indenture establishes two funds: (i) a Construction Fund to account for the spending of Tollway bond proceeds; and (ii) a Revenue Fund to account for the deposit of Tollway revenues. The Construction Fund is divided into different Project Accounts – one for each bond issue that finances new project(s). The Revenue Fund is divided into six different Accounts (some of which are further divided into Sub-Accounts) which establish an order of funding priority through which Tollway revenues flow. Revenues first fund the Operation and Maintenance Account, which is the only Account in the Revenue Fund in which bondholders do not have a security interest. Remaining revenues fund the other Accounts of the Revenue Fund in the following order of priority: the Debt Service Account, the Debt Reserve Account, the Renewal and Replacement Account, the Improvement Account, and the System Reserve Account. (The Indenture also allows for the creation of Junior Lien Bond Accounts; to date the Tollway has never issued Junior Lien Bonds.) All Accounts of the Construction Fund and the Debt Service Account and Debt Reserve Account of the Revenue Fund are held by the Trustee. The Trustee-held funds classified as net assets restricted under the Trust Indenture is included in note 11.

(dd) *Arbitrage Rebate*

In the 1980's, Congress determined that arbitrage rebate rules were needed to curb issuance of investment motivated tax-exempt bonds. These rules were designed to create additional safeguards against issuers obtaining an arbitrage benefit by issuing bonds either prematurely or in excess of actual need in order to benefit from an expected spread between tax-exempt borrowing cost and return on investment of bond proceeds. As a result, under certain conditions gain from arbitrage must be rebated to the United States Government. The Tollway determined that as of December 31, 2014, no arbitrage rebate liability had accrued.

(9) **Derivative Instruments**

The fair value balances and notional amounts of derivative instruments outstanding as of December 31, 2014, classified by type, and the changes in fair value of such derivatives instruments for the year then ended as reported in the 2014 financial statements are as follows (amounts in thousands; debit (credit))

	Changes in fair value		December 31, 2014		Notional Amount
	Classification	Amount	Classification	Amount	
Cash flow hedges:					
Pay fixed, receive variable, interest rate swaps	Deferred outflow	\$ 120,629	Derivative instrument liability	\$ (257,182)	\$ 1,301,975

As a means of lowering its borrowing costs, the Tollway had entered into ten separate variable-to-fixed interest rate exchange agreements (swaps) in connection with its three variable rate bond issues. Per the terms of the swaps, the Tollway pays a fixed rate of interest to the swap provider in exchange for a variable rate of interest expected to match or closely approximate the variable rate of interest owed by the Tollway to bondholders. At the time each of the swaps was entered into by the Tollway, the Tollway's fixed rate

ILLINOIS STATE TOLL HIGHWAY AUTHORITY

(A Component Unit of the State of Illinois)

Notes to the Financial Statements

December 31, 2014

obligation in the swap was less than the fixed rate of interest obtainable by the Tollway from issuing fixed rate bonds.

Four of the swaps became effective February 7, 2008, two of which are associated with the 2008 Series A-1 bonds and two of which were associated with the 2008 Series A-2 bonds. One of the swaps associated with the 2008 Series A-2 Bonds was terminated on June 10, 2010 in connection with the Tollway's refunding of a portion of its 2008 Series A-2 Bonds on July 1, 2010. Four of the swaps became effective November 1, 2007, two of which are associated with the 2007 Series A-1 bonds and two of which are associated with the 2007 Series A-2 bonds. Two of the swaps became effective December 30, 1998 and are associated with the 1998 Series B bonds.

Details of these derivative instruments outstanding are as follows (amounts in thousands):

Bond Series	Current notional amount	Effective date	Swap Termination Date	Fixed rate paid	Variable rate received	Fair value as of 12/31/14	Counterparty	Estimated counterparty credit ratings
1998B	\$ 67,705	12/30/1998	01/01/2017	4.3250%	Actual bond rate	\$ (4,064)	Goldman Sachs Mitsui Marine Derivative Products, L.P.	Aa2/AAA
1998B	55,395	12/30/1998	01/01/2017	4.3250%	Actual bond rate	(3,325)	JPMorgan Chase Bank, National Association	Aa3/A+
2007A-1	175,000	11/01/2007	07/01/2030	3.9720%	SIFMA	(38,672)	Citibank N.A.	A2/A
2007A-1	175,000	11/01/2007	07/01/2030	3.9720%	SIFMA	(38,672)	Goldman Sachs Bank USA	A2/A
2007A-2	262,500	11/01/2007	07/01/2030	3.9925%	SIFMA	(58,616)	Bank of America, N.A.	A2/A
2007A-2	87,500	11/01/2007	07/01/2030	3.9925%	SIFMA	(19,539)	Wells Fargo Bank, N.A.	Aa3/AA-
2008A-1	191,550	02/07/2008	01/01/2031	3.7740%	SIFMA	(37,760)	The Bank of New York Mellon, N.A.	Aa2/AA-
2008A-1	191,550	02/07/2008	01/01/2031	3.7740%	SIFMA	(37,760)	Deutsche Bank AG, New York Branch	A3/A
2008A-2	95,775	02/07/2008	01/01/2031	3.7640%	SIFMA	(18,774)	Bank of America, N.A.	A2/A
Totals	\$ <u>1,301,975</u>					\$ <u>(257,182)</u>		

The swap counterparty ratings included in the chart are from Moody's Investors Service and Standard & Poor's Corporation, respectively.

The notional amounts of the swaps match the outstanding principal amounts of the associated bonds, with the exception that the swap associated with the Tollway's \$95,800,000 outstanding 2008 Series A-2 bonds is in a notional amount of \$95,775,000. The amortizations of the 2008 Series A-2 Bonds and the related swap result in the bond amount outstanding always exceeding the swap notional amount outstanding, with the difference between the two never exceeding \$25,000.

Interest rate swaps are not normally valued through exchange-type markets with easily accessible quotation systems and procedures. The fair market values of the swaps were calculated using the zero coupon method as described in GASB 53.

ILLINOIS STATE TOLL HIGHWAY AUTHORITY

(A Component Unit of the State of Illinois)

Notes to the Financial Statements

December 31, 2014

Risks

(a) Credit Risk

Counterparty credit risk is the risk that a swap is terminated and the counterparty fails to make one or more required payments. The termination payment is a market-based payment approximating the fair value of the swap at the time of termination. The Tollway was not exposed to termination payment credit risk as of December 31, 2014 because the negative fair values of each swap would render no payments owing by the counterparties in the event of a termination. If changes in interest rates were to create positive fair values for the swaps in the future, the Tollway would be exposed to counterparty credit risk in the amount of those positive fair values. The swaps require full collateralization from the counterparty of any positive fair value of the swaps in the event the counterparty's credit rating falls below a Standard & Poor's rating of A- or a Moody's Investors Service rating of A3. The swaps require full collateralization from the counterparty of positive market value of the swaps in the event the counterparty's credit rating falls below a Standard & Poor's rating of AA- or a Moody's Investors Service rating of Aa3 and the amount of the positive market value exceeds certain thresholds as specified in the swap agreements. The swaps require such collateral to be held by a third party custodian in the form of cash, debt obligations issued by the U.S. Treasury or debt issued by federally sponsored agencies. The nine swaps outstanding as of December 31, 2014 are with eight different counterparties from seven different financial firms. The financial firm with the largest notional amount holds 28% of the total notional amount of the outstanding swaps.

(b) Basis Risk

Basis risk is the extent to which the Tollway's variable rate interest payments to bondholders differs from the variable rate payments received from the swap counterparties. The Tollway's variable rate interest payments to bondholders are determined by rates established by remarketing agents on a weekly basis. In the case of the 1998 Series B swaps, the variable rate interest payments received from the swap counterparties are equal to the variable rate interest payments owed to bondholders, which renders this swap to be currently without basis risk. Under certain circumstances as specified in the 1998 Series B swap agreements and upon notice from the swap counterparties, the variable rate payments received from swap counterparties may change from a basis of the actual bond interest rate to the SIFMA 7-day Municipal Swap Index plus eight basis points. During 2014, the average interest rate paid to 1998 Series B bondholders was 0.29%, compared to an average SIFMA 7-day Municipal Swap Index of 0.05%. In the case of the 2007 Series A-1 and Series A-2 swaps, the variable rate payments received from the swap counterparties is equal to the SIFMA 7-day Municipal Swap Index, so basis risk is incurred to the extent the rates set by remarketing agents on the Tollway's 2007 Series A-1 and A-2 bonds exceed the SIFMA 7-day Municipal Swap Index. During 2014, the average interest rate paid to Series 2007A bondholders was 0.05%, compared to an average SIFMA 7-day Municipal Swap Index of 0.05%. In the case of the 2008 Series A-1 and Series A-2 swaps, the variable rate payments received from the swap counterparties are equal to the SIFMA 7-day Municipal Swap Index, so basis risk is incurred to the extent the rates set by remarketing agents on the Tollway's 2008 Series A-1 and A-2 bonds exceed the SIFMA 7-day

ILLINOIS STATE TOLL HIGHWAY AUTHORITY

(A Component Unit of the State of Illinois)

Notes to the Financial Statements

December 31, 2014

Municipal Swap Index. During 2014, the average interest rate paid to Series 2008A bondholders was 0.07%, compared to an average SIFMA 7-day Municipal Swap Index of 0.05%.

Low interest rates contributed to the negative December 31, 2014 market valuations (fair values) included in the preceding chart for the Tollway's swaps. At the time the swaps were entered into, the synthetic fixed rates achieved by the swaps were less than the fixed rates that could have been achieved by issuing fixed rate bonds.

(c) Termination Risk

The Tollway's swap agreements do not contain any out-of-the-ordinary termination provisions that would expose it to significant termination risk. Consistent with agreements of this type, the Tollway and the counterparty each have the ability to terminate a swap agreement if the other party fails to perform under the terms of the agreement. The agreements allow either party to terminate in the event of a significant loss of creditworthiness by the other party. If a swap were to be terminated, the associated variable rate bonds would no longer be hedged and the Tollway would be subject to variable rate risk, unless it entered into a new hedge following termination. If variable rate bonds were to be redeemed early, the net payments owing under the associated swap agreement(s) would continue to accrue, unless and until the associated swap(s) were to be terminated. If a swap were to have a negative market value at time of termination, the Tollway would be liable to the counterparty for a payment approximately equal to the market value of such swap.

(d) Rollover Risk

There is no swap rollover risk, given that the swap agreements have final maturities and amortizations that approximately match the final maturities and amortizations of the related bond issues.

Derivative Instrument Payments and Hedged Debt

As of December 31, 2014, aggregate projected debt service requirements of the Tollway's hedged debt and net receipts/payments on associated hedging derivative instruments are presented below. The projected amounts assume that the interest rates on variable-rate debt and reference rates on associated hedging derivative instruments as of December 31, 2014 will remain the same for their terms. As these rates vary, interest payments on variable-rate bonds and net receipts/payments on the associated hedging derivative instruments will vary. The hedging derivative instruments column reflects only the net receipts/payments on derivative instruments that qualify for hedge accounting. All of the Tollway's derivative instruments as of December 31, 2014 qualified for hedge accounting.

ILLINOIS STATE TOLL HIGHWAY AUTHORITY

(A Component Unit of the State of Illinois)

Notes to the Financial Statements

December 31, 2014

Fiscal year ending December 31,	Hedged debt		Hedging derivative instruments – net payments	Total
	Principal	Interest		
2015	\$ -	\$ 920,460	\$ 50,508,310	\$ 51,428,770
2016	53,900,000	859,352	49,446,456	104,205,808
2017	69,200,000	717,197	46,841,323	116,758,520
2018	2,375,000	636,021	45,386,258	48,397,279
2019	2,500,000	634,527	45,293,354	48,427,881
2020	2,625,000	633,106	45,238,197	48,496,303
2021	2,750,000	631,168	45,051,140	48,432,308
2022	2,812,500	629,631	44,988,787	48,430,918
2023	2,937,500	627,875	44,879,556	48,444,931
2024	53,062,500	615,738	44,816,332	98,494,570
2025	150,062,500	543,816	40,194,418	190,800,734
2026	140,250,000	466,806	34,811,072	175,527,878
2027	202,312,500	373,054	29,015,699	231,701,253
2028	176,750,000	278,343	22,097,679	199,126,022
2029	182,687,500	181,336	14,998,324	197,867,160
2030	188,500,000	81,087	7,734,454	196,315,541
2031	69,250,000	3,529	219,498	69,473,027
	<u>\$ 1,301,975,000</u>	<u>\$ 8,833,045</u>	<u>\$ 611,520,857</u>	<u>\$ 1,922,328,902</u>

(10) Unearned Revenue

The Tollway's communications network includes a fiber optic system. Excess capacity on the fiber optic lines is leased to other organizations in order to offset the cost of the system. Since 2000, when the system was initially upgraded, the Tollway has entered into fiber optic system lease agreements with terms of twenty years. The Tollway has collected a cumulative total of \$34,824,936 in upfront payments; the related revenue will be earned over the lease terms.

The total unearned revenue balance for the fiber optic system was \$13,704,487 at December 31, 2014, and the amount earned was \$21,120,450 through December 31, 2014.

The Tollway also invoices annual fiber optic maintenance fees. At December 31, 2014, some of these fees had been paid in advance. These have also been recorded as unearned revenue.

On October 1, 2013, the Tollway entered into a 3-year agreement with Travelers Marketing, LLC, for sponsorship of the Tollway's Highway Emergency Lane Patrol (H.E.L.P.) trucks. In exchange for a sponsorship fee of \$1,803,000, Travelers has the exclusive right to place its branding on Tollway H.E.L.P. trucks and H.E.L.P. truck operator uniforms. The unearned portion of the sponsorship fee paid by Travelers in 2014 has been recorded as unearned revenue.

ILLINOIS STATE TOLL HIGHWAY AUTHORITY

(A Component Unit of the State of Illinois)

Notes to the Financial Statements

December 31, 2014

A summary of changes in unearned revenue for the year ended December 31, 2014, is as follows:

	<u>Balance at January 1</u>	<u>Current year activity</u>	<u>Balance at December 31</u>	<u>Current</u>
Unearned revenue:				
Fiber optics	\$ 33,693,923	\$ 1,565,263	\$ 35,259,186	\$ 2,179,939
Accumulated amortization	(19,385,613)	(1,734,837)	(21,120,450)	(1,745,690)
	<u>14,308,310</u>	<u>(169,574)</u>	<u>14,138,736</u>	<u>434,249</u>
Intergovernmental agreements	37,320	(37,320)	-	-
Accumulated amortization	-	-	-	-
	<u>37,320</u>	<u>(37,320)</u>	<u>-</u>	<u>-</u>
H.E.L.P. Truck advertising revenue	600,000	601,000	1,201,000	601,000
Accumulated amortization	(124,208)	(601,000)	(725,208)	(125,208)
	<u>475,792</u>	<u>-</u>	<u>475,792</u>	<u>475,792</u>
Totals				
Unearned revenue	34,331,243	2,128,943	36,460,186	2,780,939
Accumulated amortization	(19,509,821)	(2,335,837)	(21,845,658)	(1,870,898)
Net deferred revenue	\$ <u>14,821,422</u>	\$ <u>(206,894)</u>	\$ <u>14,614,528</u>	\$ <u>910,041</u>

(11) Restricted Net Position

As of December 31, 2014, the Tollway reported the following restricted net assets:

<u>Description</u>	<u>2014</u>
Net assets restricted under Trust	
Indenture agreement	\$ 410,020,656
Net assets restricted for pension	
benefit obligation	<u>57,996</u>
Total	\$ <u>410,078,652</u>

ILLINOIS STATE TOLL HIGHWAY AUTHORITY

(A Component Unit of the State of Illinois)

Notes to the Financial Statements

December 31, 2014

(12) Contributions to State Employees' Retirement System

Plan Description: Substantially all of the Tollway's full-time employees, as well as the State Police assigned to the Tollway who are not eligible for any other state-sponsored retirement plan, participate in the State Employees' Retirement System (SERS), which is a component unit of the State of Illinois reporting entity. SERS is a single-employer defined benefit public employee retirement system (PERS) in which state employees participate, except those covered by the State Universities, Teachers, General Assembly and Judges' Retirement Systems. SERS is governed by a 13 member Board of Trustees, consisting of the Illinois Comptroller, six trustees appointed by the Governor with the advice and consent of the Illinois Senate, four trustees elected by SERS members, and two trustees appointed by SERS retirees. SERS issues a separate comprehensive annual financial report (CAFR). The financial position and results of operations for SERS for fiscal years 2014 are also included in the state's Comprehensive Annual Financial Report (CAFR) for the years ended June 30, 2014.

A summary of SERS' benefit provisions, changes in benefit provisions, employee eligibility requirements including eligibility for vesting, and the authority under which benefit provisions are established are included as an integral part of the SERS' CAFR. Also included therein is a discussion of employer and employee obligations to contribute and the authority under which those obligations are established.

To obtain a copy of SERS' CAFR, write, call, or email:

State Employees Retirement System
2101 S. Veterans Parkway
Springfield, IL 62794-9255
(217) 785-2340
sers@mail.state.il.us

Funding Policy: The contribution requirements of SERS members and the State are established by State statute and may be amended by action of the General Assembly and the Governor. The required contributions are determined by actuaries on an annual basis. The required contributions are computed in accordance with the Pension Code and a statutory funding plan that would increase the funding ratio of SERS to 90% of actuarial accrued liabilities as of June 30, 2045. The funding plan that was scheduled to become effective on June 1, 2014, incorporating the amendments in amendatory Public Act 98-0599, signed by the Governor on December 5, 2013, would have increased the funding ratio of SERS to 100% of actuarial accrued liabilities by June 30, 2044. The Tollway is aware that litigation has been filed raising certain challenges as to the constitutionality or validity of Public Act 98-0599. On May 8, 2015, the Illinois Supreme Court ruled that this Public Act was unconstitutional. See the Subsequent Events footnote (note 21). The currently effective funding plan does not conform with principles of the Governmental Accounting Standards Board (GASB). As of June 30, 2014, SERS funding ratio was 33.7% of actuarial accrued liabilities.

Tollway employees covered by SERS contribute between 4.0% and 8.5% of their annual covered payroll. The State contribution rates for the State's fiscal year ended June 30, 2014, was determined according to the statutory schedule.

ILLINOIS STATE TOLL HIGHWAY AUTHORITY

(A Component Unit of the State of Illinois)

Notes to the Financial Statements

December 31, 2014

Tollway contribution rates to SERS for the Tollway's SERS covered employees for the State fiscal years ended June 30, 2015, 2014, 2013 and 2012 were 42.339%, 40.312%, 37.987%, 34.190%, respectively. Tollway payments in the calendar years ended December 31, 2014, 2013, 2012 and 2011 were \$46,679,828, \$ 41,924,939, \$37,894,514, and \$32,790,627, respectively. The Tollway has made all required contributions through December 31, 2014.

In addition to contributions to this retirement plan, effective July 1, 1990, the Tollway adopted, under the provisions of the Tollway Act (605 ILCS 10/1 et. seq.), a noncontributory defined-benefit pension plan which covered employees who were members of SERS and who were not members of any collective bargaining unit. The plan was intended to meet the requirements of a tax-qualified plan under Section 401(a) of the Internal Revenue Code. The plan provided benefits based upon years of service and employee compensation levels. The Tollway's policy was to make contributions consistent with sound actuarial practice. Annual cost was determined using the projected unit credit actuarial method. The Tollway suspended the plan's benefits as of September 15, 1994, and terminated the plan effective December 31, 1994. As of December 31, 2014, the net positions available for these benefits were \$187,831 (valued at the lesser of market value or actuarial value), and the pension benefit obligation was recorded as \$129,835. As of December 31, 2014, 7 beneficiaries remained in the plan.

Other Post-Employment Benefits (OPEB): Under provisions of SERS, the State of Illinois provides certain health, dental, and life insurance benefits to annuitants who are former Tollway employees. Substantially all Tollway employees may become eligible for post-employment benefits if they eventually become annuitants. As of December 31, 2014, 1007 retirees meet the eligibility requirements. Life insurance benefits are limited to \$5,000 per annuitant age 60 or older. For the year ended December 31, 2014, the Tollway contributed \$3,915,011 towards the state's current cost of benefits.

The actuarially determined annual OPEB cost for providing these benefits and the related OPEB obligations are recorded in the financial statements of the state agencies responsible for paying these benefits. Since the end of fiscal year 2013, the Department of Central Management Services (CMS) has administrative responsibilities for the program. CMS uses the services of an administrator, which purchase insurance policies to fund these benefits.

A summary of OPEB benefit provisions, changes in benefit provisions, and the authority under which benefit provisions are established are included as an integral part of the state's CAFR. Also included therein is a discussion of employer and employee obligations to contribute and the authority under which those obligations are established.

ILLINOIS STATE TOLL HIGHWAY AUTHORITY

(A Component Unit of the State of Illinois)

Notes to the Financial Statements

December 31, 2014

(13) Risk Management

The Tollway has a self-insured risk program for workers' compensation claims, and is liable to pay all approved claims. Claims liabilities are reported when it is probable that a loss has occurred and the amount of the loss can be reasonably estimated. Claims liabilities include non-incremental claims adjustment expenses. The estimated liabilities for asserted workers' compensation claims of \$19,386,483 and both asserted and unasserted employee health claims of \$358,309 as of December 31, 2014, are included in the accompanying financial statements.

Workers compensation:

Year	Estimated claims payable January 1	2014 claims	Claims payments	Estimated claims payable December 31	Current Portion
2014	\$ 18,082,622	\$ 8,698,913	\$ 7,395,052	\$ 19,386,483	\$ 7,400,000
2013	13,310,641	10,535,827	5,763,846	18,082,622	6,000,000

Health Insurance:

Year	Estimated claims payable January 1	2014 claims	Claims payments	Estimated claims payable December 31	Current Portion
2014	\$ 294,848	\$ 7,046,951	\$ 6,983,490	\$ 358,309	\$ 358,309
2013	291,685	5,754,558	5,751,395	294,848	294,848

Additionally, the Tollway purchases commercial insurance policies for general liability insurance and vehicle liability insurance which have a level of retention of \$ 500,000 per occurrence for general liability and \$250,000 per occurrence for vehicle insurance. Property insurance coverage for damages to capital assets other than vehicles includes retention of \$1,000,000 per occurrence. The Tollway has not had significant reductions in insurance coverage during the current or prior year nor did settlements exceed insurance coverage in any of the last three years.

(14) Compensated Absences

The liability reported in the Statement of Net Position represents the vacation and 50% of unused sick time for the period beginning January 1, 1984, and ending December 31, 1997, accrued by the employees, and is payable upon termination or death of the employee. The payment provided shall not be allowed if the purpose of the separation from employment and any subsequent re-employment is for the purpose of obtaining such payment. The Tollway's liability for unused annual vacation leave and sick leave as defined above is recorded in the accompanying financial statements at the employee's pay rate.

ILLINOIS STATE TOLL HIGHWAY AUTHORITY

(A Component Unit of the State of Illinois)

Notes to the Financial Statements

December 31, 2014

Amounts accrued as compensated absences payable at December 31, 2014 are as follows:

	<u>Balance at January 1</u>		<u>Accrued</u>		<u>Used</u>		<u>Balance at December 31</u>		<u>Due within one year</u>
2014	\$ 9,687,448	\$	6,174,058	\$	5,812,424	\$	10,049,082	\$	5,800,000

ILLINOIS STATE TOLL HIGHWAY AUTHORITY

(A Component Unit of the State of Illinois)

Notes to the Financial Statements

December 31, 2014

(15) Pledges of Future Revenues

All revenue bonds issued under the Tollway's Trust Indenture are secured by a pledge of and lien on Tollway revenues and certain other funds (excluding amounts reserved for the payment of maintenance and operating expenses) as provided in the Trust Indenture.

Bond issue	Purpose	December 31, 2014	
		Future pledged revenues	Term of commitment
1998 Series A Priority Refunding Revenue Bonds (Fixed Rate)	Refund Outstanding Bonds	\$ 77,666,714	2016
1998 Series B Priority Refunding Revenue Bonds (Variable Rate)	Refund Outstanding Bonds	134,079,014	2017
2005 Series A Senior Priority Revenue Bonds	Fund Congestion Relief Program	75,507,250	2016
2007 Series A-1 & A-2 Variable Rate Senior Priority Revenue Bonds	Fund Congestion Relief Program	1,078,245,968	2030
2008 Series A-1 & A-2 Variable Rate Senior Refunding Revenue Bonds	Refund Outstanding Bonds	710,028,099	2031
2008 Series B Senior Priority Revenue Bonds	Fund Congestion Relief Program	696,757,675	2033
2009 Series A Senior Priority Revenue Bonds (Build America Bonds – Direct Payment)	Fund Congestion Relief Program	1,005,342,910	2034
2009 Series B Senior Priority Revenue Bonds (Build America Bonds – Direct Payment)	Fund Congestion Relief Program	607,656,000	2034
2010 Series A-1 Senior Priority Refunding Revenue Bonds	Refund Outstanding Bonds	463,679,003	2031
2013 Series A Senior Revenue Bonds	Fund Move Illinois Program	1,020,499,750	2038
2013 Series B-1 Senior Revenue Bonds	Refund Outstanding Bonds	252,902,500	2018
2014 Series A (Refunding) Senior Revenue Bonds	Refund Outstanding Bonds	502,892,700	2022
2014 Series B Senior Revenue Bonds	Fund Move Illinois Program	1,045,500,000	2039
2014 Series C Senior Revenue Bonds	Fund Move Illinois Program	822,900,000	2039
2014 Series D (Refunding) Bonds	Refund Outstanding Bonds	366,056,169	2025
		<u>\$ 8,859,713,752</u>	

ILLINOIS STATE TOLL HIGHWAY AUTHORITY

(A Component Unit of the State of Illinois)

Notes to the Financial Statements

December 31, 2014

Proceeds from the bonds identified above provided financing or refinancing for the construction and/or improvement of the various toll highway systems in Illinois. Annual principal and interest payments on the bonds are expected to require approximately 29 percent of the currently projected pledged net revenue (incorporating approved, as of December 31, 2014, future toll rate increases for commercial vehicles). The total principal and interest remaining to be paid on the bonds is \$ 8.9 billion. Principal and interest paid in the current year and total pledged net revenues were \$312.5 million and \$738.3 million, respectively. Annual principal and interest payments for synthetic fixed rate bonds (1998 Series B, 2007 Series A and 2008 Series A) are estimated based on rates applicable on December 31, 2014.

(16) Commitments

At December 31, 2014, the remaining obligations against current contracts open for capital programs for CRP and Move Illinois totaled \$1.72 billion. The Tollway plans to fund remaining payments under these contracts through revenues, accumulated cash and bond issue proceeds.

(17) Pending Litigation

There are lawsuits pending against the Tollway claiming, among other things, damages for wrongful discharge and personal injury. The Tollway's exposure is generally limited to the self-insured retention of \$500,000 per general liability incident. Also pending are various Workers' Compensation claims and numerous Administrative Review actions in which individual parties are challenging the results of toll violation enforcement proceedings against them.

Management, after taking into consideration legal counsel's evaluation of such actions, is of the opinion that the outcome of these matters will have no material adverse effect on the financial position of the Tollway.

(18) Contingent Liabilities

A contingent liability is defined as a liability that is not sufficiently predictable to permit recording in the accounts but in which there is a reasonable possibility of an outcome which might affect financial position or results of operations. It is the opinion of management that the Tollway has no contingent liabilities as of December 31, 2014.

(19) New Governmental Accounting Standards

The Governmental Accounting Standards Board (GASB) has issued the following statements:

Statement No. 68 – *Accounting and Financial Reporting for Pensions* - The objective of this statement is to improve accounting and financial reporting for pensions. This statement replaces the requirements of Statement No. 27 – *Accounting for Pensions by State and Local Governmental Employers*. This statement is effective for fiscal years beginning after June 15, 2014. Implementation of this statement may have a material impact on the financial statements of the Tollway.

Statement No. 69 – *Government Combinations and Disposals of Government Operations* -This Statement establishes accounting and financial reporting standards related to government combinations and disposals of government operations. Management does not anticipate this statement will impact its financial statements.

ILLINOIS STATE TOLL HIGHWAY AUTHORITY

(A Component Unit of the State of Illinois)

Notes to the Financial Statements

December 31, 2014

Statement No. 70 – *Accounting and Financial Reporting for Nonexchange Financial Guarantees* -The objective of this Statement is to improve accounting and financial reporting by state and local governments that extend and receive nonexchange financial guarantees. Management does not anticipate this statement will impact its financial statements.

Statement No. 71 – *Pension Transition for Contributions Made Subsequent to the Measurement Date* - The objective of this Statement is to address an issue regarding application of the transition provisions of Statement No. 68, *Accounting and Financial Reporting for Pensions*. The issue relates to amounts associated with contributions, if any, made by a state or local government employer or nonemployer contributing entity to a defined benefit pension plan after the measurement date of the government's beginning net pension liability. This statement is effective for fiscal years beginning after June 15, 2014. Management has not yet fully determined the impact this Statement will have on the financial position and results of operations of the Tollway.

Statement No. 72 – *Fair Value Measurement and Application* - This Statement provides guidance for determining a fair value measurement for financial reporting purposes. This Statement also provides guidance for applying fair value to certain investments and disclosures related to all fair value measurements. This statement is effective for fiscal years beginning after June 15, 2015. Management does not anticipate that this statement will impact its financial statements.

(20) Related Parties

The Tollway has entered into various intergovernmental agreements with the State of Illinois, through the Illinois Department of Transportation (IDOT). Intergovernmental receivables of approximately \$ 155.1 million are recorded at December 31, 2014, representing construction projects performed by the Tollway that pertain to the infrastructure owned by IDOT. Accrued liabilities totaling approximately \$ 79.2 million are recorded for amounts owed to IDOT for construction projects IDOT has performed for infrastructure assets owned by the Tollway.

ILLINOIS STATE TOLL HIGHWAY AUTHORITY

(A Component Unit of the State of Illinois)

Notes to the Financial Statements

December 31, 2014

(21) Subsequent Events

Effective January 1, 2015, a toll rate increase for commercial vehicles took effect. The rate increase was approved by the Tollway Board of Directors in 2008 and affirmed in 2011.

On January 29, 2015, the Tollway's Board of Directors authorized the early redemption, on or after July 1, 2015, of the \$36,810,000 of Toll Highway Senior Priority Revenue Bonds, 2005 Series A bonds scheduled to mature on January 1, 2016. The purpose of such early redemption will be to produce debt service savings for the Tollway.

On February 26, 2015, the Tollway's Board of Directors authorized the issuance of up to \$375,000,000 of fixed rate revenue bonds for the purpose of advance refunding the \$350,000,000 of Toll Highway Senior Priority Revenue Bonds, 2008 Series B to achieve debt service savings.

On May 8, 2015, the Illinois Supreme Court ruled that Public Act 98-0599, relating to changes in the State Employees Retirement System pension benefits, was unconstitutional.

The Tollway has been notified by the U.S. Treasury of a 7.3% reduction in U.S. Treasury subsidies of Build America Bond interest payments. This reduction is expected to reduce the subsidy payments received by the Tollway for the Series 2009B interest payment due June 1, 2015, and the Series 2009A interest payment due July 1, 2015, by a total amount of \$592,911.

On June 9, 2015, the Standard & Poor's counterparty credit rating for Deutsche Bank AG was lowered from "A" to "BBB+". Deutsche Bank AG is counterparty to the Tollway on a \$191,550,000 notional amount variable-to fixed interest rate exchange agreement associated with the Tollway's Series 2008A-1 Bonds.

SUPPLEMENTARY INFORMATION

Schedule 1

ILLINOIS STATE TOLL HIGHWAY AUTHORITY

(A Component Unit of the State of Illinois)

Schedule of Changes in Fund Balance – by Fund

Trust Indenture Basis of Accounting (Non GAAP)

Year ended December 31, 2014

	<u>Revenue fund</u>	<u>Construction fund</u>	<u>Total</u>
Increases:			
Toll revenue	\$ 968,971,925	\$ —	\$ 968,971,925
Toll evasion recovery	53,769,282	—	53,769,282
Concessions	2,096,881	—	2,096,881
Interest	1,041,296	16,641	1,057,937
Miscellaneous	10,276,277	—	10,276,277
Total increases	<u>1,036,155,661</u>	<u>16,641</u>	<u>1,036,172,302</u>
Decreases:			
Engineering and maintenance of roadway and structures	47,614,405	—	47,614,405
Services and toll collection	107,326,071	—	107,326,071
Traffic control, safety patrol, and radio communications	27,606,025	—	27,606,025
Procurement, IT, finance and adminis	24,191,911	—	24,191,911
Insurance and employee benefits	91,082,480	—	91,082,480
Construction	1,119,325,729	—	1,119,325,729
Construction expense reimbursed by bond proceeds	(729,238,326)	729,238,326	—
Bond principal payments	92,855,000	—	92,855,000
Net funds applied to refunding	20,623,449	—	20,623,449
Build America bond subsidy	(15,066,431)	—	(15,066,431)
Bond interest and other financing cos	235,078,682	—	235,078,682
Total decreases	<u>1,021,398,995</u>	<u>729,238,326</u>	<u>1,750,637,321</u>
Net increases (decreases)	14,756,666	(729,221,685)	(714,465,019)
Bond proceeds	58,614,967	944,052,311	1,002,667,278
Bond issuance costs	2,201,421	(3,898,101)	(1,696,680)
	<u>60,816,388</u>	<u>940,154,210</u>	<u>1,000,970,598</u>
Change in fund balance	75,573,053	210,932,526	286,505,579
Fund balance, January 1	980,391,169	270,212,800	1,250,603,969
Fund balance, December 31	<u>\$ 1,055,964,222</u>	<u>\$ 481,145,326</u>	<u>\$ 1,537,109,548</u>

Statement of Net Position is presented on the full accrual basis in the basic financial statements

See accompanying independent auditors' report.

Schedule 1

ILLINOIS STATE TOLL HIGHWAY AUTHORITY

(A Component Unit of the State of Illinois)

Schedule of Changes in Fund Balance – by Fund

Trust Indenture Basis of Accounting (Non GAAP)

Year ended December 31, 2013

	Revenue fund	Construction fund	Total
Increases:			
Toll revenue	\$ 943,152,070	\$ —	\$ 943,152,070
Toll evasion recovery	54,220,590	—	54,220,590
Concessions	2,305,563	—	2,305,563
Interest	866,081	80,129	946,210
Miscellaneous	9,231,579	—	9,231,579
Total increases	<u>1,009,775,883</u>	<u>80,129</u>	<u>1,009,856,012</u>
Decreases:			
Engineering and maintenance of roadway and structures	43,225,062	—	43,225,062
Services and toll collection	106,320,891	—	106,320,891
Traffic control, safety patrol, and radio communications	22,550,784	—	22,550,784
Procurement, IT, finance and administration	19,137,844	—	19,137,844
Insurance and employee benefits	86,277,850	—	86,277,850
Construction	619,977,348	—	619,977,348
Construction expense reimbursed by bond proceeds	(252,831,294)	252,831,294	—
Bond principal payments	56,365,000	—	56,365,000
Gain/loss on defeased bonds	9,391,433	—	9,391,433
Build America bond subsidy	(14,952,722)	—	(14,952,722)
Bond interest and other financing costs	212,074,181	—	212,074,181
Total decreases	<u>907,536,378</u>	<u>252,831,294</u>	<u>1,160,367,671</u>
Net increases (decreases)	<u>102,239,505</u>	<u>(252,751,165)</u>	<u>(150,511,659)</u>
Bond proceeds	38,371,178	525,165,386	563,536,564
Bond issuance costs	—	(2,201,421)	(2,201,421)
Change in fund balance	<u>140,610,683</u>	<u>270,212,800</u>	<u>410,823,483</u>
Fund balance, January 1	839,780,486	—	839,780,486
Fund balance, December 31	<u>\$ 980,391,169</u>	<u>\$ 270,212,800</u>	<u>\$ 1,250,603,969</u>

Statement of Net Position is presented on the full accrual basis in the basic financial statements

See accompanying independent auditors' report.

ILLINOIS STATE TOLL HIGHWAY AUTHORITY
(A Component Unit of the State of Illinois)
Schedule of Changes in Fund Balance – Revenue Fund – by Account
Trust Indenture Basis of Accounting (Non GAAP)
Year ended December 31, 2014

	Revenue fund and accounts							Total
	Revenue account	Maintenance and operations Operating sub account	Operating reserve sub account	Debt service	Debt service reserve	Renewal and replacement	Improvement	
Increases:								
Toll revenue	\$ 968,971,925	\$ ---	\$ ---	\$ ---	\$ ---	\$ ---	\$ ---	\$ 968,971,925
Toll evasion recovery	53,769,282	---	---	---	---	---	---	53,769,282
Concessions	2,096,881	---	---	---	---	---	---	2,096,881
Interest	30,958	---	---	27,128	613,642	208,079	161,489	1,041,296
Miscellaneous	10,276,277	---	---	---	---	---	---	10,276,277
Intrafund transfers	(1,040,170,080)	293,081,349	---	313,319,980	---	200,000,000	233,768,749	---
Total increases	(5,024,757)	293,081,349	---	313,347,108	613,642	200,208,079	233,930,238	1,036,155,661
Decreases:								
Engineering and maintenance of roadway and structures	---	47,614,405	---	---	---	---	---	47,614,405
Services and toll collection	---	107,326,071	---	---	---	---	---	107,326,071
Traffic control, safety patrol, and radio communications	---	27,606,025	---	---	---	---	---	27,606,025
Procurement, IT, finance and administrative	---	24,191,911	---	---	---	---	---	24,191,911
Insurance and employee benefits	---	91,082,480	---	---	---	---	---	91,082,480
Construction expenses	---	---	---	---	---	202,719,997	916,605,732	1,119,325,729
Construction expenses reimbursed by bond proceeds	---	---	---	---	---	---	(729,238,326)	(729,238,326)
Bond principal payments	---	---	---	92,855,000	---	---	---	92,855,000
Net funds applied to refunding	---	---	---	20,451,642	171,807	---	---	20,623,449
Build America bond subsidy	---	---	---	(15,066,431)	---	---	---	(15,066,431)
Interest and other financing costs	---	---	---	234,871,785	206,897	---	---	235,078,682
Total decreases	---	297,820,892	---	333,111,996	378,704	202,719,997	187,367,406	1,021,398,996
Net increase (decrease)	(5,024,757)	(4,739,543)	---	(19,764,888)	234,938	(2,511,918)	46,562,832	14,756,665
Bond proceeds	---	---	---	---	58,614,967	---	---	58,614,967
Prior Period Adju-Series 2013 A Issuance	---	---	---	2,201,421	---	---	---	2,201,421
Change in fund balance	(5,024,757)	(4,739,543)	---	(17,563,466)	58,849,904	(2,511,917)	46,562,832	75,573,053
Fund balance, January 1	12,742,639	5,905,559	27,400,000	134,636,266	245,570,375	339,311,478	214,824,852	980,391,169
Fund balance, December 31	\$ 7,717,882	\$ 1,166,016	\$ 27,400,000	\$ 117,072,800	\$ 304,420,279	\$ 336,799,561	\$ 261,387,684	\$ 1,055,964,222

Note: Total may not foot due to rounding.
See accompanying independent auditors' report.

ILLINOIS STATE TOLL HIGHWAY AUTHORITY
(A Component Unit of the State of Illinois)
Schedule of Changes in Fund Balance – Revenue Fund – by Account
Trust Indenture Basis of Accounting (Non GAAP)
Year ended December 31, 2013

Revenue fund and accounts									
	Maintenance and operations								
	Revenue account	Operating sub account	Operating reserve sub account	Debt service	Debt service reserve	Renewal and replacement	Improvement	Total	
Increases:									
Toll revenue	\$ 943,152,070	\$ —	\$ —	\$ —	\$ —	\$ —	\$ —	\$ 943,152,070	
Toll evasion recovery	54,220,590	—	—	—	—	—	—	54,220,590	
Concessions	2,305,563	—	—	—	—	—	—	2,305,563	
Interest	73,052	—	—	27,785	225,845	364,611	174,789	866,082	
Miscellaneous	9,231,579	—	—	—	—	—	—	9,231,579	
Intrafund transfers	(1,006,078,768)	268,953,581	—	294,630,906	—	200,000,000	242,441,281	—	
Total increases	2,904,086	268,953,581	—	294,708,691	225,845	200,364,611	242,619,070	1,009,775,883	
Decreases:									
Engineering and maintenance of roadway and structures	—	43,225,062	—	—	—	—	—	43,225,062	
Services and toll collection	—	106,320,891	—	—	—	—	—	106,320,891	
Traffic control, safety patrol, and radio communications	—	22,550,784	—	—	—	—	—	22,550,784	
Procurement, IT, finance and administ	—	19,137,845	—	—	—	—	—	19,137,845	
Insurance and employee benefits	—	86,277,850	—	—	—	—	—	86,277,850	
Construction expenses	—	—	—	—	—	170,307,017	449,670,329	619,977,346	
Construction expenses reimbursed by bond proceeds	—	—	—	—	—	—	(252,831,294)	(252,831,294)	
Bond principal payments	—	—	—	56,365,000	—	—	—	56,365,000	
Gain/loss on defeased bonds	—	—	—	9,391,433	—	—	—	9,391,433	
Build America bond subsidy	—	—	—	(14,952,722)	—	—	—	(14,952,722)	
Interest and other financing costs	—	—	—	211,867,284	206,897	—	—	212,074,181	
Total decreases	—	277,512,432	—	262,670,995	206,897	170,307,017	196,839,035	907,536,376	
Net increase (decrease)	2,904,085	(8,558,851)	—	32,037,696	18,948	30,057,594	45,780,035	102,239,507	
Bond proceeds	—	—	—	—	38,371,177	—	—	38,371,177	
Change in fund balance	2,904,085	(8,558,851)	—	32,037,696	38,390,125	30,057,594	45,780,035	140,610,684	
Fund balance, January 1	9,838,554	14,464,410	27,400,000	102,598,570	207,180,250	309,253,884	169,044,817	839,780,485	
Fund balance, December 31	\$ 12,742,639	\$ 5,905,559	\$ 27,400,000	\$ 134,636,266	\$ 245,570,375	\$ 339,311,478	\$ 214,824,852	\$ 980,391,169	

Note: Total may not foot due to rounding.

See accompanying independent auditors' report.

ILLINOIS STATE TOLL HIGHWAY AUTHORITY

(A Component Unit of the State of Illinois)

Notes to the Trust Indenture Basis Schedules

December 31, 2014

(1) Summary of Significant Accounting Policies

The 1999 Amended and Restated Trust Indenture (the Trust Indenture) requires the Tollway to provide separate funds for construction (Construction Fund) and for operations (Revenue Fund), which funds are not appropriated by the Illinois General Assembly. The Trust Indenture permits the Tollway to create additional accounts for the purpose of more precise accounting. The Illinois State Treasurer holds monies for the Tollway as ex-officio custodian and has recorded these monies in a custodian account. This account is part of the Maintenance and Operation Account within the Revenue Fund.

Prior to fiscal year 2005, the Tollway issued separate financial statements, prepared on the basis of accounting described below, in order to demonstrate compliance with the requirements of the Trust Indenture (Trust Indenture Statements). Beginning in 2005, the Tollway has included schedules, prepared on the basis of accounting described below, in the supplementary information section of this report. The Tollway believes that these schedules, along with the GAAP basis financial statements contained in this report, are sufficient to demonstrate compliance with the requirements of the Trust Indenture. As a result, separate Trust Indenture Statements are no longer prepared. Certain items in the presentation of the Trust Indenture information contained herein vary from the presentation previously used in the Trust Indenture Statements. In addition, the schedules contained in this section of the report present only the Revenue Fund and the Construction Fund. Previously, the Trust Indenture Statements included "Infrastructure and Long-term Debt of Accounts," which was optional reporting allowed under the Trust Indenture.

(a) Basis of Accounting

Under the provisions of the Trust Indenture, the basis of accounting followed for the Construction Fund and the Revenue Fund within the Schedule of Changes in Fund Balance by Fund, differs in certain respects from accounting principles generally accepted in the United States of America.

The major differences are as follows:

1. Capital construction and asset acquisitions are charged against fund balance as incurred. In addition, there is no provision for depreciation.
2. Monies received from sale of assets are recorded as revenue when the cash is received.
3. Monies received for long term fiber optic leases are recorded as revenue when received.
4. Principal retirements on revenue bonds are expensed when paid. The results of defeasement are accounted for as revenue or expense at the time of the transaction.
5. Bond proceeds (including premiums) are recorded as income in the year received. Amounts received from refunding issuances, if any, are recorded net of transfers to the escrow agent.
6. Unrealized gains and losses on Debt Reserve invested funds are netted against interest and other financing costs.
7. Capital lease obligations are not recorded. Payments under capital leases are expensed in the period payments are made.

ILLINOIS STATE TOLL HIGHWAY AUTHORITY

(A Component Unit of the State of Illinois)

Notes to the Trust Indenture Basis Schedules

December 31, 2014

8. Interest related to construction in progress is not capitalized.
9. Recoveries of expenses are classified as decreases in operating expenses for trust indenture and as miscellaneous operating revenue for GAAP.
10. In trust indenture, transponder purchases and other miscellaneous expenses are reflected in the Renewal and Replacement fund as capital expense. For GAAP the expenses are reflected as an operating expense.
11. Construction expenses incurred under intergovernmental agreements are decreased by payments received under these intergovernmental agreements.

Therefore, the accompanying Schedules of Changes in Fund Balance by Fund, which are prepared in accordance with the aforementioned accounting principles, are not intended to, and do not, present the financial position or the results of operations in accordance with accounting principles generally accepted in the United States of America.

A description of the individual accounts within the Revenue Fund and Construction Fund, as well as the required distribution of revenues collected, is as follows:

(b) The Revenue Fund

All revenues received by the Tollway other than investment income shall be delivered by the Tollway to the Treasurer, for deposit in the Revenue Fund. On or before the 20th day of each month the Treasurer shall, at the direction of the Tollway, transfer or apply the balance as of such date of transfer in the Revenue Fund not previously transferred or applied in the following order of priority:

- A. To the Operating Sub-Account, operating expenses set forth in the annual budget for the fiscal year in an amount equal to one-twelfth of the total approved budget, less all other amounts previously transferred by the Treasurer for deposit to the credit of the Operating Sub-Account during that fiscal year, less the balance, if any, which was on deposit to the credit of the Operating Sub-Account on December 31 of the preceding fiscal year.
- B. To the Operating Reserve Sub-Account, the amount specified by the Tollway, but not to exceed thirty percent of the amount annually budgeted for operating expenses.
- C. To the Interest Sub-Account, an amount equal to interest due on unpaid bonds, plus one-sixth of the difference between the interest payable on bond and interest due within the next six months.
- D. To the Principal Sub-Account, an amount equal to any principal due plus one-twelfth of any principal of such outstanding senior bonds payable on the next principal payment date.
- E. To the Redemption Sub-Account, an amount for each bond equal to one-twelfth of any sinking fund installment of outstanding bonds payable within the next twelve months.

ILLINOIS STATE TOLL HIGHWAY AUTHORITY

(A Component Unit of the State of Illinois)

Notes to the Trust Indenture Basis Schedules

December 31, 2014

- F. To the Provider Payment Sub-Account, amounts as provided in any supplemental indenture for paying costs of credit enhancement or qualified hedge agreements for bonds or for making reimbursements to providers of credit enhancement or qualified hedge agreements for bonds.
- G. To the Debt Service Reserve Account, an amount sufficient to cause the balance in it to equal the debt reserve requirement and to make reimbursement to providers of reserve account credit facilities.
- H. To the Junior Bond Debt Service or Junior Bond Debt Reserve Account, any amounts required by supplemental indentures.
- I. To the Renewal and Replacement Account, one-twelfth the portion of the renewal and replacement amount set forth in the annual budget for the fiscal year.
- J. The balance of such amounts in the Revenue Funds are to be applied as follows:
 - 1) To the credit of the Improvement Account for allocation to a project as determined by the Tollway in its sole discretion, until the balance in the Account is equal to the improvement requirement or a lesser amount as the Tollway may from time to time determine.
 - 2) To the credit of the System Reserve Account, the entire amount remaining in the Revenue Fund after depositing or allocating all amounts required to be deposited to the credit of the above Accounts and Sub-Accounts.

(c) *Maintenance and Operation Account*

The Maintenance and Operation Account consists of the Operating Sub-Account and the Operating Reserve Sub-Account. Moneys in the Operating Sub-Account are applied to operating expenses at the direction of the Tollway.

Revenues are transferred to the Operating Sub-Account to cover the expenses set forth in the annual budget for the current fiscal year. One-twelfth of the operating expenses outlined in the annual budget are transferred to this account once a month. Revenue is recorded on an accrual basis and as such may not be available for allocation until the cash is collected.

The Operating Reserve Sub-Account receives or retains an amount not to exceed 30% of the amount budgeted for operating expenses in the annual budget for the current fiscal year. Monies in the Operating Reserve Sub-Account are held as a reserve for the payment of operating expenses and are to be withdrawn if moneys are not available to the credit of the Operating Sub-Account to pay operating expenses.

If the Tollway determines that the amount in the Operating Reserve Sub-Account exceeds that amount necessary, the excess will be withdrawn from such Sub-Account and applied as revenues. By resolution, the Board voted to maintain a \$25 million fund balance in this account and has subsequently authorized a fund balance of \$17 million.

ILLINOIS STATE TOLL HIGHWAY AUTHORITY

(A Component Unit of the State of Illinois)

Notes to the Trust Indenture Basis Schedules

December 31, 2014

(d) Debt Service Account

The Debt Service Account consists of the Interest Sub-Account, the Principal Sub-Account, the Redemption Sub-Account, and the Provider Payment Sub-Account, to be held by the Trustee.

Revenues are required to be deposited to cover the interest and principal amounts due and unpaid for bonds, credit enhancement or qualified hedge agreements. Revenues must also be deposited to the credit of the Debt Reserve Account in an amount sufficient to cause the balance in it to equal the debt reserve requirement.

The Debt Service Reserve Account receives funds to provide an amount sufficient to cause the balance in it to equal the debt reserve requirement and to make any required reimbursement to providers of reserve account credit facilities.

(e) Renewal and Replacement Account

Revenues must be credited to the Renewal and Replacement Account in an amount set forth in the annual budget for the renewal and replacement deposit. An amount set forth in the budget shall be determined based on recommendations of the Consulting Engineer. Additional funds can be transferred to this account by the Tollway, based on the capital plan expenditures.

(f) Improvement Account

At the direction of the Tollway, the balance of amounts in the Revenue Fund are applied to the Improvement Account, for allocations to projects, determined by the Tollway, until the balance in the Account is equal to the improvement requirement.

(g) System Reserve Account

At the direction of the Tollway, the balance in the Revenue Fund is deposited to the credit of the System Reserve Account to provide for deficiencies in any other account or sub-account. If all accounts have sufficient funds, System Reserve Account funds can be used to pay off debt, fund construction projects, make improvements or pay for any other lawful Tollway purpose.

(h) The Construction Fund

The Construction Fund is held as a separate segregated fund. The Construction Fund receives funds from the sale of bonds (other than refunding bonds) and investment of proceeds. The Treasurer establishes and maintains within the Construction Fund a separate, segregated account for each Project, the costs of which are to be paid in whole or in part out of the Construction Fund.

ILLINOIS STATE TOLL HIGHWAY AUTHORITY

(A Component Unit of the State of Illinois)

Notes to the Trust Indenture Basis Schedules

December 31, 2014

(2) Miscellaneous

The following items are reported as Bond Interest and Other Financing Costs:

Components of Interest and Other Financing Costs – 2014

	<u>Debt service account</u>	<u>Debt reserve account</u>	<u>Total</u>
Bond interest expense	\$ 224,166,495	\$ —	\$ 224,166,495
Other financing costs	<u>10,705,290</u>	<u>206,897</u>	<u>10,912,187</u>
	<u>\$ 234,871,785</u>	<u>\$ 206,897</u>	<u>\$ 235,078,682</u>

Other Information:

- Construction and other capital expenses for Renewal and Replacement and Improvement include accrued expenses.
- Bond Interest expense includes accrued interest payable at December 31.
- In November 2008 the Tollway purchased a \$100 million surety bond. This policy is being amortized over the life of the bonds (24.1 years). The amortization is shown in the debt reserve column above.
- Cash and investment balances held by the Trustee at December 31, 2014, are \$195.8 million in the Debt Service accounts and \$300.4 million in the Debt Reserve account.
- During 2010 the Tollway Board of Directors authorized \$30 million to be transferred from the Improvement account to the Debt Service account for swap termination payments. \$10.6 million of these funds were used to terminate a swap associated with the 2008 A-2 bond series. During 2013 the Tollway Board of Directors authorized that the remaining \$19.4 million could also be used to refund or redeem outstanding fixed rate bonds of the Tollway. All of the remaining \$19.4 million were used in connection with the advance refunding of a portion of Series 2005A bonds in February, 2014.
- Insurance and Employee Benefits includes expense for retirement, workers compensation, the employer portion of FICA, and medical insurance.

Schedule 3

ILLINOIS STATE TOLL HIGHWAY AUTHORITY

(A Component Unit of the State of Illinois)

Schedule of Capital Assets by Source ⁽¹⁾

December 31, 2014

	<u>2014</u>	<u>2013</u>
Capital assets (at original cost):		
Land and improvements	\$ 389,297,651	\$ 337,264,544
Buildings	56,235,616	54,481,558
Infrastructure ⁽²⁾	7,228,536,379	7,165,000,043
Vehicles	46,418,427	44,324,906
Office equipment	37,291,671	35,882,176
Information systems	170,855,071	150,880,425
Construction in progress	817,322,173	355,523,656
Total capital assets	<u>\$ 8,745,956,988</u>	<u>\$ 8,143,357,308</u>
Capital assets provided from:		
Bond proceeds net of related interest income	\$ 6,534,343,548	\$ 5,752,941,488
Revenues	2,211,613,440	2,390,415,820
Total sources of capital assets	<u>\$ 8,745,956,988</u>	<u>\$ 8,143,357,308</u>

⁽¹⁾ Prepared in accordance with the Trust Indenture (non-GAAP).

⁽²⁾ Infrastructure assets do not include capitalized interest totaling \$171.6 million and \$149.1 million at December 31, 2014 and 2013, respectively.

See accompanying independent auditors' report.

Schedule 4

ILLINOIS STATE TOLL HIGHWAY AUTHORITY

(A Component Unit of the State of Illinois)

Schedule of Changes in Capital Assets ⁽¹⁾⁽²⁾

Year ended December 31, 2014

	Balance January 1, 2014	Additions	Deletions ⁽¹⁾	Balance December 31, 2014
Land and improvements	\$ 337,264,544	\$ 52,033,107	\$ —	\$ 389,297,651
Buildings	54,481,555	1,754,061	—	56,235,616
Infrastructure	7,165,000,043	546,571,778	(483,035,442)	7,228,536,379
Vehicles	44,324,906	7,128,695	(5,035,174)	46,418,427
Office equipment	35,882,176	1,776,462	(366,967)	37,291,671
Information systems	150,880,425	20,744,293	(769,647)	170,855,071
Construction in progress	355,523,656	971,599,999	(509,801,482)	817,322,173
Total capital assets	\$ 8,143,357,305	\$ 1,601,608,395	\$ (999,008,712)	\$ 8,745,956,988

	Balance January 1, 2013	Additions	Deletions ⁽¹⁾	Balance December 31, 2013
Land and improvements	\$ 327,977,023	\$ 9,287,521	\$ —	\$ 337,264,544
Buildings	54,025,606	455,949	—	54,481,555
Infrastructure	6,917,204,366	321,335,872	(73,540,195)	7,165,000,043
Vehicles	41,818,912	2,966,311	(460,317)	44,324,906
Office equipment	34,869,290	1,781,456	(768,570)	35,882,176
Information systems	140,144,911	10,824,208	(88,693)	150,880,425
Construction in progress	132,755,334	549,972,222	(327,203,900)	355,523,656
Total capital assets	\$ 7,648,795,442	\$ 896,623,539	\$ (402,061,675)	\$ 8,143,357,305

⁽¹⁾ Prepared in accordance with the Trust Indenture (non-GAAP), infrastructure assets do not include capitalized interest totaling \$171.6 million and \$149.1 million as of December 31, 2014 and 2013, respectively.

⁽²⁾ Infrastructure deletions above represent assets that are fully depreciated on a GAAP basis.

⁽³⁾ No depreciation is reflected in this schedule.

See accompanying independent auditors' report.

APPENDIX B

CONSULTING ENGINEER'S REPORT

[THIS PAGE INTENTIONALLY LEFT BLANK]



AECOM
303 East Wacker Drive
Suite 1400
Chicago, IL 60601
www.aecom.com

312 373 7700 tel
312 373 6800 fax

November 12, 2015

Illinois State Toll Highway Authority
2700 Ogden Avenue
Downers Grove, IL 60515

Attention: Mr. Greg Bedalov
Executive Director

Subject: Consulting Engineer's Report
Toll Highway Senior Revenue Bonds, 2015 Series B

Dear Mr. Bedalov,

AECOM is pleased to submit this report as the Consulting Engineers to the Illinois State Toll Highway Authority in anticipation of Toll Highway Senior Revenue Bonds, 2015 Series B supporting the *Move Illinois* Program.

This report provides a summary of the condition of the existing Illinois Tollway system and identifies the projects to be undertaken to rebuild, modernize and expand the 57-year old, 286 mile system. This report also provides estimates of operating expenses, renewal and replacement deposits and construction costs and schedules.

The report reflects the scope, cost and schedule of completion of the sub-projects that make up the *Move Illinois* Program and the Congestion-Relief Program, as developed by the Illinois Tollway's Program Management Office (the "PMO"), which costs vary in detail based upon the stage of implementation of each sub-project as more fully described therein.

The Consulting Engineer has reviewed the forecasts provided by the PMO and believes that forecasted costs are appropriate for the types of projects described and that the overall cost of the program at \$12.15 billion appears reasonable. In addition, costs to complete the remaining portions of the CRP are identified, which depicts the ongoing success the Illinois Tollway has had delivering significant capital projects.

Utilizing information provided by the Illinois Tollway Finance Department staff and project scope and schedules from the PMO, we have developed estimates of Operating Expenses. Renewal and Replacement Deposit recommendations were developed based upon the types of projects included in the *Move Illinois* Program, Congestion-Relief Program and other needs of the Illinois Tollway.

We wish to acknowledge the cooperation and assistance provided to us by the Illinois Tollway staff in the preparation of this report. We appreciate the opportunity to be of service to the Illinois Tollway.

Sincerely,

Denise M. Casalino, P.E.

Senior Vice President

[THIS PAGE INTENTIONALLY LEFT BLANK]



Consulting Engineer's Report

Prepared by:

AECOM

November 12, 2015

[THIS PAGE INTENTIONALLY LEFT BLANK]

CONSULTING ENGINEER'S REPORT ¹

Table of Contents

1.0	History and Status	1
2.0	Condition of the Existing Illinois Tollway System	4
2.1	Pavement.....	5
2.2	Roadway Appurtenances	15
2.3	Structural Elements	21
2.4	Facilities	27
2.5	Intelligent Transportation Systems (ITS).....	32
2.6	Environmental Initiatives	34
2.7	Systemwide Flooding Study	38
3.0	<i>Move Illinois</i> : The Illinois Tollway Driving the Future.....	40
4.0	<i>Move Illinois</i> Project.....	42
5.0	Congestion-Relief Program – “Open Roads for a Faster Future”	57
6.0	Estimated Renewal and Replacement Deposits	63
7.0	Operating Expenses	65
8.0	Conclusion	72

List of Tables

Table 1:	CRS Rating System.....	7
Table 2:	Summary of Pavement CRS Ratings from the 2014 Evaluation in Lane Miles	7
Table 3:	Summary of Pavement RSL Values from the 2014 Evaluations in Lane Miles	10
Table 4:	Visual Roadway Appurtenances Inspection Ratings Summary	15
Table 5:	Bridge Health Index Number Descriptions	23
Table 6:	Bridge Inspection Summary.....	23
Table 7:	Bridge Deck Age.....	24
Table 8:	Structural Wall Inspection Ratings Summary	25
Table 9:	Structural Wall Inspection Summary	25
Table 10:	Overhead Sign Structure Inspection Ratings Summary	26
Table 11:	Overhead Sign Structure Inspection Summary	27
Table 12:	Visual Facilities Inspection Ratings Summary.....	28
Table 13:	<i>Move Illinois</i> Program - Estimated Program Expenditures	41
Table 14:	Growth of the Illinois Tollway System as Measured by Lane Miles	56
Table 15:	Congestion-Relief Program - Summary of Work	58
Table 16:	Congestion-Relief Program - Estimated Program Expenditures.....	62
Table 17:	Estimated Annual Renewal and Replacement Deposits	64
Table 18:	2014 Operating Expenses by Illinois Tollway Primary Function	65
Table 19:	Growth in Illinois Tollway System	68
Table 20:	Distribution of 2014 Annual Expenditures from Maintenance Management System	69
Table 21:	Estimated Operating Expenses	70

¹ **Important:** This report is subject to limitations contained in the Official Statement and Part 8.0 below.

1.0 History and Status

The Illinois State Toll Highway Authority is a user-financed administrative agency of the State of Illinois whose purpose is to operate, maintain and service a system of toll roads located in northern Illinois (Illinois Tollway system). The Illinois State Toll Highway Authority began in 1953 as the Illinois State Toll Highway Commission, created by an act of the Illinois State legislature. The Illinois State Toll Highway Commission was directed by the legislature to construct the original 187 miles of the Illinois Tollway system that included the Tri-State, Northwest (now the Jane Addams Memorial) and East-West (now the Reagan Memorial) Tollways. These routes opened to traffic in 1958. On April 1, 1968 the Illinois State Toll Highway Commission became the Illinois State Toll Highway Authority (hereafter referred to as the Illinois Tollway).

The Illinois Tollway system has been an important component of the transportation network in northern Illinois. When it opened in 1958, it was envisioned as a high-speed bypass around the urban core of Chicago. However, over the last five decades, the Illinois Tollway system has evolved to not only continue this function, but to also serve both commercial and commuter-oriented traffic within the Chicago metropolitan region. Expansion of the system through the construction of extensions and new routes was initiated to keep pace with overall traffic growth in the region. Improvements have been made in coordination with and in response to transportation planning efforts at both the regional and state levels.

The Illinois Tollway system has grown over the last five decades as a result of Legislative directives:

- In 1970, the Governor approved the construction of the Reagan Memorial Extension (originally called the East-West Extension), between IL Route 56 west of Aurora and US Route 30 near Sterling – Rock Falls, which added an additional 69.5 miles to the system. This extension was included in the original authorization for the Illinois Tollway system but was not included in the original construction. This route was opened to traffic in 1974.
- In 1984, the Illinois State Legislature directed the Illinois Tollway to construct the Veterans Memorial Tollway (originally called the North-South Tollway), which added an additional 17.5 miles to the system. This route opened to traffic in 1989.
- In July 1993, the Illinois General Assembly authorized the Illinois Tollway to construct the South Extension of the Veterans Memorial Tollway from I-55 to I-57 (the portion from I-55 to I-80 opened to traffic in November 2007), the North Extension of the North-South Tollway from Lake-Cook Road to IL-120 in Grayslake and east to I-94, and the Richmond Extension from IL-120 in Grayslake to the Illinois-Wisconsin border near Richmond, Illinois. In 1995, the Illinois Tollway was further authorized to construct the Elgin-O'Hare Extension and the Western O'Hare Bypass. Studies by the Illinois Department of Transportation have been completed for the Elgin-O'Hare Extension and the Western O'Hare Bypass. The projects are now collectively known as the "Elgin O'Hare Western Access" (EOWA) Project and are identified within the Move Illinois Program described below. In addition, the Move Illinois Program includes studies for the North Extension of the Veterans Memorial Tollway.

The Amended and Restated Trust Indenture of the Illinois State Toll Highway Authority, effective March 31, 1999 (Trust Indenture) renamed the Capital Improvement Program as the Improvement Program (I) and the Major Improvement Program as the Renewal and Replacement Program (RR). Improvement projects are those that add to or improve the existing Illinois Tollway system infrastructure while Renewal and Replacement projects are those that maintain, repair or improve the existing infrastructure. Funding for these programs is provided entirely through user fees (i.e., tolls), concession and miscellaneous revenues, investment earnings, and revenue bonds.

There are currently 286 miles of mainline roadway consisting of 1,816.1 mainline and auxiliary lane miles, 316.5 ramp and plaza cash lane miles, , 106 interchanges, and 645 bridges.

In mid-2004, the Illinois Tollway unveiled a \$5.3 billion 10-Year Congestion-Relief Plan that addressed the condition of existing infrastructure, congestion relief, the needs of growing communities, and enhancement of local economies. As part of the long-range planning process, a comprehensive re-evaluation of the entire system and an extensive review of the condition of the Illinois Tollway's then 274-miles of roadways and structures were completed. Illinois Tollway staff met with various community leader groups to develop concepts and to validate ideas of the proposed 10-year program. The Congestion-Relief Plan was approved by the Illinois Tollway Board at the September 2004 Board meeting. Upon board approval, it became known as the Congestion-Relief Program (CRP).

The Illinois Tollway reassessed the CRP during the spring of 2007. A number of projects were re-evaluated and were modified or enhanced due to the condition of the roadway and overpass bridges or to accommodate input from municipalities. Also, due to increased material and overall construction costs during the 2005 and 2006 construction seasons, the estimates for projects in design were adjusted. Finally, several significant additions were made to the CRP to address portions of the system and to provide access improvements to the Illinois Tollway. Based upon these CRP changes, the overall budget for the CRP was increased by approximately \$1.0 billion and the schedule was lengthened by two years. The revised Congestion-Relief Plan was approved by the Illinois Tollway Board at the September 7, 2007 Board meeting. Since that time, costs and schedules for projects have been modified based upon market dynamics. Information detailing the completion of CRP projects is included in a later section. The completion of projects remaining under the CRP program is expected to be paid for entirely with revenue funds.

In November 2008, the Illinois Tollway Board of Directors approved a \$1.8 billion capital program entitled Congestion-Relief Program Phase II – Tomorrow's Transportation Today ("TTT"). The program contained two major components: Green Lanes, to promote ride-sharing and transit options, and Interchange Improvements including (i) a new interchange at the crossing of the Tri-State (I-294) and I-57, (ii) an upgrade of the Jane Addams Memorial Tollway (I-90) interchange with I-290 and IL-53 and (iii) adding new or expanded arterial interchanges. TTT was intended to be financed by bonds backed by toll revenues including a toll increase for commercial vehicles to become effective in 2015 and variable toll rates to be established for single-occupant passenger vehicles using the Green Lanes. At this time, the TTT program has been terminated with no expenditure of funds or project progress. Portions of TTT projects and the commercial vehicle toll increase are included in the Move Illinois Program described in the following paragraph and in Sections 3 and 4.

On August 25, 2011, the Illinois Tollway Board of Directors approved a \$12.1 billion long-range plan for the Illinois Tollway system known as *“Move Illinois: The Illinois Tollway Driving the Future.”* Upon board approval, it became known as the *“Move Illinois Program”*. The key goals of the Move Illinois Program are to:

- Save drivers time and money
- Drive the economic engine
- Build a 21st century transportation system
- Take care of the existing system
- Be the “cleanest and greenest” program in history

The program includes two elements – maintaining the existing Illinois Tollway system and enhancing regional mobility with new priority projects. The program and the projects that make up the program are described in detail in later sections of this report.

2.0 Condition of the Existing Illinois Tollway System

The Illinois Tollway system continues to function as an essential component of the transportation network in northern Illinois. As part of the CRP and *Move Illinois* Program (collectively, the “Capital Programs”) to date, approximately 61% of the system mainline pavement has been constructed, reconstructed, or reconstructed and widened, approximately 38% of the system mainline pavement has been rehabilitated, Open Road Tolling (ORT) has been implemented at all mainline toll plazas systemwide, and the Veterans Memorial Tollway (I-355) South Extension to I-80 has been completed; reconstruction and widening of the Jane Addams Memorial Tollway (I-90) west of Elgin Plaza 9 has been completed; construction of a new interchange for the Tri-State Tollway (I-294) with Interstate 57 has commenced with the initial phase ramps opened in 2014.

Though significant progress has been made with regard to the Illinois Tollway system infrastructure, there are still many challenges remaining. The original mainline pavement not addressed by the Capital Programs to date continues to be maintained at high levels; however, some infrastructure elements will require attention in the near future due to the effects of age and increasing traffic volumes. Many of the original bridge decks have had bituminous overlays (now removed), concrete overlays (existing) and have been widened to respond to increasing traffic demand.

The geometry of the existing roadway system generally meets or exceeds Federal highway design criteria.

A majority of the system’s original mainline pavement not reconstructed or reconstructed and widened to date (approximately 20% systemwide total), is programmed for reconstruction or reconstruction and widening as part of the *Move Illinois* Program through 2026. Additionally, sections of pavement rehabilitated as part of the CRP (approximately 34% systemwide) are programmed for rehabilitation required by the pavement preservation program as part of the *Move Illinois* Program through 2026.

At the conclusion of the current Capital Programs, the Illinois Tollway will have:

- Reconstructed approximately 62.6 centerline miles or 22.9% of the mainline pavement systemwide;
- Reconstructed and widened approximately 145.1 centerline miles or 53.2% of the mainline pavement systemwide;
- Rehabilitated approximately 57.9 centerline miles or 21.2% of the mainline pavement systemwide;
- Rehabilitated and widened approximately 5.5 centerline miles or 2.0% of the mainline pavement systemwide;
- Added the Elgin-O’Hare Western Access corridor into the system (including the existing Elgin-O’Hare Expressway)

NOTE: *The above percentages are based upon the approximately 272.8 centerline miles of mainline pavement existing prior to the CRP and do not include expansion of ramp, auxiliary or plaza pavements. The mainline pavement reconstruction along the Jane Addams Memorial Tollway (I-90) east of Elgin Plaza 9 commenced in 2014 with construction scheduled for completion in 2016. This area is omitted from the above calculated percentages and will be added in 2016 upon completion of the corridor work. Additionally, the above calculated percentages do not include the Elgin-O’Hare Western Access corridor which will be added upon*

acceptance of maintenance responsibility of the corridor by the Illinois Tollway.

In addition, it is anticipated that the Illinois Tollway will have increased the systemwide lane mileage by approximately 32% at the conclusion of the current Capital Programs. This increase of lane mileage will have been accomplished through various widening projects, construction of route extensions and interchanges, and the inclusion of the Elgin O'Hare corridor.

Inspections are performed annually throughout the entire Illinois Tollway system (Annual Inspections) pursuant to requirements of the Trust Indenture. The purpose of these inspections is to evaluate Illinois Tollway assets which include but are not limited to pavement, bridges, overhead sign structures, structural walls, drainage structures, slopes, ditches, safety appurtenances and facilities. Certain Illinois Tollway assets including bridges, structural walls, overhead sign structures, and facilities are inspected on multi-year cycles which are described in further detail later in this report.

The overall condition of the Illinois Tollway facilities has also improved due to ongoing rehabilitations at the maintenance yard facilities and repairs performed by the Illinois Tollway Engineering Department's Division of Maintenance and Traffic (Maintenance Division).

As in previous years, the Annual Inspections were completed by the Consulting Engineer on the entire 286 miles of the Illinois Tollway system. The following sections summarize the Consulting Engineer's Annual Inspection findings for 2014. The deficiencies noted will be addressed by the Illinois Tollway Maintenance Division or as part of the current Capital Programs and in some cases, have already been addressed.

2.1 Pavement

The Illinois Tollway roadway pavement is inspected annually. The inspection includes: a structural evaluation, a pavement surface evaluation, and a visual inspection that detail areas for repair to be completed by contract or by the Illinois Tollway Maintenance Division.

Visual Inspection Overview

Visual inspection of the Illinois Tollway roadway system is performed annually during the spring and summer months. This inspection consists of the recording of visible deficiencies of the mainline and ramp pavements from edge-of-shoulder to edge-of-shoulder including all bridge decks, shoulders, gutters and curbs. Prior to the visual inspection, the Inspectors interview each Maintenance Section Manager/Supervisor and document any concerns. Through the results of these interviews and subsequent visual inspections, repair quantities are estimated and prioritized based on the level of severity and repair recommendations are created. These repair quantities and recommendations are utilized to assist the Illinois Tollway Maintenance Division in scheduling work activities; to aid the Engineering Division in ensuring that all necessary repairs are included in upcoming construction contracts; and to aid the Planning Division in the determination and creation of future repair programs. An overall condition rating is then assigned for the areas inspected based upon the estimated repair quantities and level of severity. This overall condition rating typically coincides with the CRS rating discussed elsewhere within this report.

The overall condition ratings utilized for the visual inspections are as follows:

Excellent: No deficiencies requiring repairs other than preventative maintenance noted

Good: Deficiencies noted requiring repairs typically within the capabilities of the Illinois Tollway Maintenance Division

Fair: Deficiencies noted requiring repairs by Contract or by the Illinois Tollway Maintenance Division. Deficiencies requiring repairs by Contract are typically beyond the capabilities of the Illinois Tollway Maintenance Division due to size, quantity, or repair process

Poor: Deficiencies noted throughout which are beyond the capabilities of the Illinois Tollway Maintenance Division due to size, quantity, or repair process

Structural Evaluation Overview

The structural evaluation of the Illinois Tollway roadway system is performed annually by the Illinois Tollway's Pavement Consultant during the summer and fall months. This evaluation consists of Falling Weight Deflectometer (FWD) testing and data analysis and a pavement coring program, the results of which are utilized to assess the structural integrity of the mainline pavements and assist in identifying deficiencies.

FWD testing is completed by measuring the deflections caused by an impulse deflection device that applies a dynamic load by dropping a weight onto a circular load plate placed on the pavement surface. The results of the FWD testing are utilized to determine pavement layer and subgrade structural parameters, to evaluate load transfer characteristics at pavement joints and to detect the presence of subsurface voids.

The pavement coring program consists of six-inch diameter full depth cores taken through bound pavement layers at strategically placed locations throughout the Illinois Tollway system. Pavement cores are used to verify pavement layer thickness and to inspect material and bonding conditions.

Surface Evaluation Overview

The pavement surface evaluation of the Illinois Tollway roadway system is performed annually during the summer and fall months. This evaluation utilizes electronic and visual surveillance of the pavement surface to determine the extent of pavement distress.

The Illinois Tollway utilizes a pavement inspection and evaluation system similar to that developed by the Illinois Department of Transportation (IDOT) which categorizes pavement conditions using Condition Rating System (CRS) values. This system is a subjective measurement of pavement surface condition based on a 1 to 9 scale; with 9 representing a newly constructed or resurfaced pavement and 1 representing a completely failed pavement.

While both the Illinois Tollway and IDOT consider a CRS rating of less than 4.5 "poor", IDOT may consider it tolerable on a rural route. On the Illinois Tollway system and other higher level facilities, a CRS of 5.5 or less indicates a riding surface that has become uncomfortable and inconsistent with Illinois Tollway operations and user expectations. Therefore, a CRS of 5.5 or less on the Illinois Tollway system is a candidate for repairs or rehabilitation. In addition, based upon the Illinois Tollway's maintenance and repair histories and pavement age, the Consulting

Engineer considers pavement with a CRS value between 6.0 and 6.5 as “transitional” likely requiring repairs in the following two to seven years due to the diminishing life span of repeated repair cycles.

The CRS ratings utilized for the Illinois Tollway pavement surface evaluation are provided in the following table.

Table 1: CRS Rating System

CRS Rating	General Pavement Surface Condition
< 4.5	Poor
4.5 – 5.9	Fair
6.0 – 6.5	Transitional
6.6 to 7.4	Good
>7.5	Excellent

It should be noted that while the riding surface may reflect a high CRS rating, the aging pavement substructure, drainage problems, or other unknown conditions that may exist below the pavement surface are unaccounted for by the CRS rating.

CRS values are determined by digitally recording surface conditions and measuring certain types of surface distress and rideability of pavements through the collection of electronic sensor data. This data is collected by a semi-automatic survey process which utilizes a survey vehicle outfitted with cameras that capture continuous images of the pavement surface and panoramic images of the roadway. The images and sensor data are processed by trained CRS rating personnel who assign CRS values. A summary of the most recent systemwide CRS ratings is included in the following table:

Table 2: Summary of Pavement CRS Ratings from the 2014 Evaluation in Lane Miles

Tollway Route	Excellent >7.5	Good 6.6-7.4	Transitional 6.0-6.5	Fair 4.5-5.9	Poor 0-4.4	Not rated **
Tri-State (I-294)	271.1	257.1	51.7	18.5	0.0	7.7
Edens Spur (I-94)	0.1	3.8	13.5	2.2	0.0	0.0
Jane Addams Memorial (I-90)	89.7	32.0	4.5	9.3	0.0	321.9
Reagan Memorial (I-88)	301.9	146.8	10.5	0.0	0.0	6.85
Veterans Memorial (I-355)	94.9	77.0	8.6	0.0	0.0	7.7
Total*	757.6	516.7	88.7	30.1	0.0	344.2
% of Total	43.6%	29.7%	5.1%	1.7%	0.0%	19.8%

* Lane Miles Surveyed does not equal total actual system lane mileage due to approximate beginning and ending points of the field survey, and the exclusion of auxiliary lanes and other lane types.

** Sections that contained construction and the long bridges were excluded from the survey and listed as “Not Rated”.

Note: This evaluation does not include auxiliary or ramp lanes that are required for entering and exiting the Illinois Tollway. Due to this, route and system totals, may not match information in other sections of the report. Percentages may not total to 100% due to rounding.

Ramp lanes are evaluated on a three year basis due to the reduced traffic and anticipated improved condition compared to the mainline, though the Illinois Tollway may begin to monitor the ramps more closely since the current programs are not expected to address many of the system's ramps. Auxiliary lanes are generally in better condition than the adjacent mainline lanes due to reduced traffic and are generally maintained in conjunction with the mainline lanes.

As previously stated, CRS ratings are a subjective measurement of the pavement surface condition. These ratings are only one indicator of overall pavement condition and if used alone can be misleading. A newly rehabilitated roadway will likely receive an "excellent" CRS rating even though the underlying concrete pavement and base could be largely deteriorated. In such a case the "excellent" CRS rating is expected to rapidly deteriorate to a "transitional" or "poor" CRS rating and the pavement will likely require additional work in a relatively short period of time. It is anticipated that Illinois Tollway pavement sections not reconstructed as part of recent Capital Program projects which received a CRS rating of "good" to "excellent" will rapidly deteriorate to a transitional or lower rating due to the condition of the underlying concrete base pavement.

Considering this, the Remaining Service Life (RSL) categories were developed. The RSL categories take into account current CRS ratings, traffic volumes, and pavement thickness information. This data is projected to determine how many theoretical years are remaining before a terminal level is reached and major repairs would be required. The RSL categories are developed using specific pavement performance models, historical condition data for a specific pavement type, and assumed rehabilitation treatments. The RSL categories have been found to be a reliable indicator of pavement performance. However, if there is any deviation from the future rehabilitation treatments assumed in developing the performance model, then the model will no longer accurately predict pavement performance, and the RSL category may be incorrect.

Historically, the Illinois Tollway RSL categories included 0 years, 1-2 years, 3-4 years, 5-8 years, 9-12 years and 13 or more years. In 2010, additional RSL categories of 13-19 years and 20 or more years were created to allow for better programming of future rehabilitation projects. New pavement with an expected life of 30 or more years would typically be categorized with an RSL of 20 or more years. In contrast, pavement categorized with an RSL of 0 years will require extensive intermittent pavement repairs to maintain the pavement integrity.

The Illinois Tollway has generally been successful in maintaining consistent pavement conditions to date. This has been accomplished through activities performed by the Maintenance Division and programmed major repair work through the Capital Programs.

The system mainline pavement sections which have been constructed, reconstructed, or reconstructed and widened as part of the Capital Programs to date addresses the concern of failing base pavement on those portions of the system. However, there is still a substantial amount of pavement that has not been reconstructed. In addition to intermittent repairs systemwide, other short term repairs in these areas include asphalt resurfacing on the Jane Addams Memorial Tollway (I-90) completed in 2011, on the Edens Spur (I-94) completed in 2010, on the Reagan Memorial Tollway (I-88) completed in 2012, and on the Tri-State Tollway (I-294) completed in 2012. These short-term repairs serve to improve pavement surface conditions and rideability; however they do not adequately address the deterioration of the underlying concrete base pavement. Based on pavement age and repair histories, reconstruction of these pavements is likely the most cost-effective long-term repair strategy. Currently, a majority of the system mainline pavement not reconstructed or reconstructed and widened to date, is programmed for reconstruction or reconstruction and widening as part of the

Capital Programs through 2026. Additionally, sections of pavement constructed, reconstructed, reconstructed and widened or rehabilitated as part of the CRP are programmed for rehabilitation required by the pavement preservation program as part of the *Move Illinois* Program through 2026.

While the Illinois Tollway's annual maintenance efforts have focused on maintaining the basic integrity of the roadway through projects such as emergency patching and intermittent pavement repairs, the original pavement infrastructure continues to deteriorate due to load-related (vehicle loading) and non-load related (environmental) impacts. In the past, this had resulted in a repair cycle that continued to accelerate until the implementation of CRP Capital Program where more substantial improvements were initiated. The strategy of maintaining pavement through small-scale maintenance projects is no longer feasible due to increasing construction costs, repair quantities, traffic disruptions, and reduced pavement life. The current Capital Programs are focusing on rehabilitating or reconstructing the aging infrastructure through the reconstruction or reconstruction and widening of approximately 77% of the entire mainline system by 2026 with approximately 57% of the system mainline pavement having been completed to date. The majority of mainline pavement exhibiting advance deterioration is currently under construction or programmed for construction by 2016.

The first year of the CRP was 2005, which began to address long-term pavement repairs. As part of this, the underlying concrete base pavement deterioration issues along the Tri-State Tollway (I-294/I-94) and the Reagan Memorial Tollway (I-88) have been or are programmed to be addressed. As is shown in the following table, approximately 25% of systemwide pavement surveyed in 2014 was categorized with an RSL of eight years or less. The pavement within these categories will require repairs within the next eight years to maintain pavement integrity. This is a major improvement over the 95% of pavement systemwide which was within these categories in 2004 before the CRP began.

NOTE: The above percentages are based upon the approximately 272.8 centerline miles of mainline pavement existing prior to the CRP and do not include expansion of ramp, auxiliary or plaza pavements. The mainline pavement reconstruction along the Jane Addams Memorial Tollway (I-90) east of Elgin Plaza 9 commenced in 2014 with construction scheduled for completion in 2016. This area is omitted from the above calculated percentages and will be added in 2016 upon completion of the corridor work. Additionally, the above calculated percentages do not include the Elgin-O'Hare Western Access corridor which will be added upon acceptance of maintenance responsibility of the corridor by the Tollway.

Table 3: Summary of Pavement RSL Values from the 2014 Evaluations in Lane Miles

Tollway Route	20+ Years	13-19 Years	9 – 12 years	5 – 8 years	3 – 4 years	1 – 2 Years*	0 Years*	Not rated ***
Tri-State (I-294)	352.3	63.5	63.1	77.4	20.3	9.0	20.7	0.0
Edens Spur (I-94)	0.1	0.0	0.2	8.1	5.1	3.9	2.2	0.0
Jane Addams Memorial (I-90)	225.5	101.3	25.3	10.3	3.0	91.9	0.0	0.0
Reagan Memorial (I-88)	143.1	21.7	125.9	43.4	2.5	129.4	0.0	0.0
Veterans Memorial (I-355)	66.1	52.1	57.3	5.2	0.0	0.0	0.0	0.0
Total**	787.2	238.6	271.7	144.5	30.9	234.2	22.9	0.0
% of Total	45.5%	13.8%	15.7%	8.4%	1.8%	13.5%	1.3%	0.0%

* Critical areas in need of attention. (Jane Addams Memorial Tollway (I-90) – programmed for reconstruction and widening which commenced in 2013 and is programmed to complete in 2016, Reagan Memorial Tollway (I-88) – programmed for rehabilitation and reconstruction in various years, and the Tri-State Tollway (I-294) from 95th Street to Balmoral Avenue – programmed for reconstruction in 2020 to 2023.

** Lane Miles Surveyed does not equal total actual system lane mileage due to approximate beginning and ending points of the field survey, and the exclusion of auxiliary lanes and other lane types.

*** Sections that contained construction and the long bridges were excluded from the survey and listed as “Not Rated”.

Summary of Mainline Pavement Condition

Tri-State Tollway (I-294/I-94)

The 77.6-mile Tri-State Tollway (I-294/I-80/I-94) was constructed in 1958 as part of the original pavement network and consisted of either two or three lanes in each direction. The two lane portions of this route were widened to three lanes in each direction in 1966 and at various times throughout the 1970s. As part of these widening projects, an HMA (Hot Mix Asphalt) overlay was also typically added to the original lanes. A portion of the route from approximately 95th Street to Balmoral Avenue, commonly referred to as the Central Tri-State, was widened to four lanes in each direction and either reconstructed or partially reconstructed in 1992 & 1993. A rehabilitation of the Central Tri-State was completed in 2012 which included full depth concrete patches, removal of the existing HMA overlay and the placement of a thicker SMA (Stone Matrix Asphalt) overlay. The Central Tri-State mainline pavement is scheduled for reconstruction in 2020 to 2023 as part of the Move Illinois Program. The majority of the mainline pavement along this route outside the limits of the Central Tri-State was reconstructed or reconstructed and widened to four lanes in each direction in 2006 to 2009 as part of the CRP.

For the purposes of this report, the Tri-State Tollway is separated into the following three sections:

South Tri-State Tollway (Bishop Ford Freeway to 95th Street):

The majority of this pavement was rated in “excellent” to “good” condition (CRS) with an RSL rating of 13 to 20 years or more. The pavement from the Bishop Ford Freeway (I-94) to 163rd Street has undergone reconstruction and widening which was completed in 2007. The pavement from 163rd Street to 95th Street has undergone reconstruction and widening which was completed in 2009.

Central Tri-State Tollway (95th Street to Balmoral Avenue):

The majority of this pavement was rated in “excellent” to “transitional” condition (CRS) with an RSL rating of 5 to 19 years. The pavement from 95th Street to Balmoral Avenue was widened and either reconstructed or partially reconstructed in 1992 and 1993. The partial reconstruction and widening included the reconstruction of the outside (third) lane in each direction on the existing six-lane facility and the addition of a new fourth lane in each direction. The remaining two inside lanes in each direction were left in place, rehabilitated, and resurfaced. The reconstruction and widening areas included jointed plain concrete pavement throughout. A rehabilitation of this section was completed in 2012 which included full depth concrete patches, removal of the existing HMA overlay and the placement of a thicker SMA overlay. Reconstruction of this section is programmed to occur in 2020 to 2023 as part of the *Move Illinois* Program.

North Tri-State Tollway (Balmoral Avenue to Russell Road):

The majority of this pavement was rated in “excellent” to “good” condition (CRS) with an RSL rating of 20 years or more. The pavement from Balmoral Avenue to the Deerfield/Edens Spur improvement limits and from Half-Day Road to the Russell Road has undergone reconstruction and widening which was completed in 2009.

The Deerfield/Edens Spur improvement was a project completed in 2000 which included the removal of the original Toll Plaza 25 (Deerfield), widening and reconstruction of the Tri-State Tollway in the vicinity of Deerfield Road, reconstruction of the west end of the Edens Spur, construction of the new mainline Toll Plaza 24 on the Edens Spur, and reconfiguration of the Deerfield Road interchange ramps.

Edens Spur (I-94)

The 4.8-mile Edens Spur (I-94) was constructed in 1958 as part of the original pavement network and consisted of two lanes in each direction. An HMA overlay was added to this pavement in 1976 and was subsequently resurfaced in 1995. Rehabilitation of this section was completed in 2010 which included removal of the existing HMA overlay and the placement of an SMA overlay. As part of the Deerfield/Edens Spur improvement project, the west end pavement was reconstructed in 1997 and Toll Plaza 24 (Edens Spur) was constructed in 1998. Toll Plaza 24 (Edens Spur) was subsequently converted to ORT in 2006.

The majority of this pavement was rated in “good” to “fair” condition (CRS) with an RSL rating of 0 to 8 years. These ratings are primarily a result of the rehabilitation completed in 2010 which has extended the RSL of this pavement. However, as anticipated, the CRS and RSL ratings have rapidly deteriorated to a point where the majority of the pavement is anticipated to require work in the near future. Reconstruction of this route is programmed to occur in 2021 to 2022 as part of the *Move Illinois* Program. Intermittent repairs will likely be required in this area prior to this scheduled reconstruction.

Jane Addams Memorial Tollway (I-90)

The 75.9-mile Jane Addams Memorial Tollway (I-90), originally referred to as the Northwest Tollway until 2008, was constructed in 1957 as part of the original pavement network and consisted of two lanes in each direction. The pavement from East River Road to Barrington Road was widened to three lanes in each direction in 1967. The pavement from Barrington Road to US Route 20 (Marengo-Hampshire) was widened to three lanes in each direction in 1992 and 1998. The majority of pavement from Mill Road to Rockton Road was reconstructed and widened to three lanes in each direction in 2009.

The majority of this route has received a series of HMA overlays and subsequent resurfacings since the original construction. In addition, intermittent HMA pavement repairs have been completed in 2000, 2001, 2004 and 2008 to 2011 throughout this route to extend the service life of the pavement. A rehabilitation of all lanes from milepost 54.4 (near Illinois Route 31) to milepost 63.7 (near Barrington Road) was completed in 2011 which included full depth concrete patches, removal of the existing HMA overlay and the placement of a thicker SMA overlay. A rehabilitation of all lanes was completed from milepost 25.0 (Genoa Road) to milepost 29.2 (near Shattuck Road) in 2011 which included removal of the HMA overlay and the placement of a thicker SMA overlay.

The eastbound pavement from Mill Road to Elgin Toll Plaza 9 was reconstructed and widened to three lanes in 2013 as part of the Jane Addams Memorial Tollway (I-90) corridor reconstruction/widening projects. The westbound pavement from Mill Road to Elgin Plaza 9 was reconstructed and widened to three lanes in 2014 as part of the Jane Addams Memorial Tollway (I-90) corridor reconstruction/widening projects.

For the purposes of this report, the Jane Addams Memorial Tollway (I-90) is separated into the following sections:

Western Corridor (Rockton Road to Mill Road):

The majority of the pavement in this section was reconstructed and widened in 2009 and is rated in “excellent” condition (CRS) with an RSL rating of 13 to 19 years. Since this pavement is a mix of rubblized and reconstructed pavement, the RSL rating is slightly lower due to the future surface rehabilitations required on the rubblized sections.

Central Corridor (Mill Road to Elgin Plaza 9):

The majority of the pavement in this section was reconstructed and widened in 2013 to 2014 as part of the *Move Illinois* Program and is rated in “excellent” condition (CRS) with an RSL rating of 20 years or more.

Eastern Corridor (Elgin Plaza 9 to Des Plaines River):

The majority of the pavement within this section was omitted from the inspections during 2014 due to ongoing construction operations as part of the Jane Addams Memorial Tollway (I-90) corridor reconstruction/widening projects. The majority of the pavement within the areas which were evaluated was rated in “good” to “fair” condition (CRS) with an RSL rating which ranged from 1 to 2 years to 9 to 19 years. The wide variation in CRS and RSL ratings within this section can be attributed to the rehabilitation projects completed in 2011. These projects, while improving the CRS ratings, did not adequately address the deteriorating original concrete pavement and base. Reconstruction and widening of this pavement is programmed to occur in 2015 to 2016 as part of the *Move Illinois* Program.

Reagan Memorial Tollway (I-88)

The 26.7-mile Reagan Memorial Tollway (I-88) east of Illinois Route 56, originally referred to as the East-West Tollway until 2006, was constructed in 1957 as part of the original pavement network and consisted of two lanes in each direction. The pavement from the Eisenhower Expressway to Naperville Road was widened to three lanes and resurfaced in each direction in 1977. The pavement from Naperville Road to Prairie Path was reconstructed and widened to three lanes in each direction in 1987. The pavement from Prairie Path to Toll Plaza 61 (Aurora) and from Toll Plaza 61 (Aurora) to Orchard Road was reconstructed and widened to three lanes in each direction in 2000 and 2008 respectively.

The pavement from York Road to Naperville Road and from Naperville Road to Illinois Route 59 was reconstructed and widened to four lanes in each direction in 2008-2009 and 2004-2005 respectively. Subsequently, the pavement from the Eisenhower Expressway to York Road was resurfaced in 2008-2009. The pavement from Illinois Route 56 to Orchard Road was reconstructed and widened to three lanes in each direction in 2012 as part of the CRP.

The majority of the pavement along this route was rated in “excellent” to “good” condition (CRS) with an RSL rating that varies widely between 5 to 20 or more years (over 75% with an RSL of over 20 or more years). Reconstruction and widening of this route from Orchard Road to Illinois Route 56 was completed in 2012 as part of the CRP. Reconstruction from the Eisenhower Expressway to York Road is programmed to occur in 2018 to 2019 as part of the *Move Illinois* Program.

Reagan Memorial Extension (I-88)

The 69.5-mile Reagan Memorial Tollway (I-88) Extension west of Illinois Route 56 was constructed in 1974 as a western extension to the original Reagan Memorial Tollway (I-88) and consisted of two lanes in each direction. The pavement received an HMA overlay in 1993. This HMA overlay was placed to a nominal 2¼ inch thickness, thinner than the typical 3 inch HMA overlay. The thinner overlay was originally intended to act as a bond breaker for a future concrete overlay. However, due to the poor performance of a similar concrete overlay installation on a section of the original Reagan Memorial Tollway (I-88) the concrete overlay was never placed. Instead, the HMA overlay remained as the riding surface. This thinner overlay did not perform well and required constant repairs by the Maintenance Division.

Illinois Route 56 to Illinois Route 251

In January 2001, the HMA overlay between Illinois Route 56 and Illinois Route 251 failed and the Illinois Tollway initiated immediate emergency repairs. Adverse weather conditions during the course of these emergency repairs limited their effectiveness and life expectancy, thus requiring subsequent full-width, shoulder to shoulder resurfacing during the summer of 2001. The pavement from Illinois Route 56 to Illinois Route 251 was rehabilitated including the application of a thicker SMA overlay in 2012.

The majority of the pavement between Illinois Route 56 and Illinois Route 251 was rated in “excellent” condition (CRS) with an RSL rating of 5 to 19 years (approximately 90% with an RSL of 9 to 19 years). The rehabilitation of this pavement completed in 2012 has served to increase the remaining service life of this pavement. However, these projects were intended to rehabilitate the pavement surface and did not include rehabilitation of the deteriorating original concrete pavement and base. It is expected that this original concrete pavement and base will continue rapidly deteriorating and will result in a rapid depreciation in the current ratings and may require a more frequent rehabilitation cycle.

Illinois Route 251 to Rock Falls/US Route 30

The 2004 Annual Inspections and preliminary development of intermittent HMA repair quantities in 2005 revealed severe deterioration of the pavement west of Illinois Route 251. It was decided to accelerate the reconstruction of this pavement that was originally programmed in 2006. The reconstruction included the removal of the original HMA overlay, the rubblization of the original concrete base pavement, and the application of a 6 inch HMA overlay. The rubblization consisted of breaking the original concrete pavement into baseball-size and smaller pieces.

The majority of the pavement west of Illinois Route 251 was rated in “excellent” to “good” condition (CRS) with an RSL rating of 1 to 2 years. This pavement is showing signs of distress not typically related to a pavement of this construction or age. The areas of pavement that were resurfaced but not rubblized, such as at bridges and large culverts, are deteriorating. The Maintenance Division continues to make the necessary ongoing repairs and intermittent HMA repairs began in 2010 and continued thru 2013. The shoulders throughout this section are exhibiting similar spring time heave issues similar to those that existed prior to the rubblization work.

It is recommended that the final stage of placing the additional six inch thick asphalt layer be completed and that the areas not rubblized be reconstructed as part of this work. The intent of this reconstruction is the eventual removal of 2 inches of HMA overlay and the application of an additional 6 inch HMA overlay for a total HMA thickness of 10 inches in 2015. The placement of the final asphalt layer within this section is scheduled to occur in 2015 to 2017 as part of the CRP.

Veterans Memorial Tollway (I-355)

The 17.5-mile Veterans Memorial Tollway (I-355) north of Interstate 55, originally referred to as the North-South Tollway until 2007, was constructed in 1988 and consisted of two lanes in each direction except between Maple Avenue and Butterfield Road which consisted of three lanes in each direction. The pavement from Plaza 89 (Boughton) to Maple Avenue and from Butterfield Road to North Avenue was widened to three lanes in each direction in 1994 and 1996, respectively. The pavement from Boughton Road to Interstate 55 was widened to three lanes in each direction in 2007 as part of the Veterans Memorial Extension project discussed later in this report. The pavement from Interstate 88 to 75th Street was widened to four lanes in each direction in 2008 and 2009. As part of these 2008 and 2009 widening projects, an HMA overlay was also added to the original three lanes. Rehabilitation of the pavement outside the limits of the aforementioned widening projects from North Avenue to Interstate 88 and from 75th Street to Boughton Road was completed in 2010 and included the placement of an SMA overlay to all lanes in each direction.

The majority of this pavement was rated in “excellent” to “good” condition (CRS) with an RSL rating of 9 to 19 years. The areas north of the Interstate 55 interchange were rehabilitated in 2010 and 2013, which has served to extend the remaining service life and improve the CRS ratings.

Veterans Memorial Tollway (I-355) South Extension

The 12.3-mile Veterans Memorial Tollway (I-355) South Extension was constructed in 2007 as a southern extension to the original Veterans Memorial Tollway (I-355) south of Interstate 55 to Interstate 80 and consists of three lanes in each direction. Upon completion of the extension construction, the entire route was memorialized as the Veterans Memorial Tollway. This extension serves 13 municipalities/townships in three counties, and provides a regional connection that improves north-south mobility between Interstate 55 and Interstate 80.

The majority of this pavement was rated in “excellent” to “good” condition (CRS) with an RSL rating of 20 or more years.

2.2 Roadway Appurtenances

The Illinois Tollway roadway appurtenances are visually inspected annually by the Consulting Engineer. This inspection consisted of the recording of visible deficiencies from the edge-of-shoulder to the right-of-way fence including the drainage systems and all safety appurtenances. Repair quantities were then estimated and prioritized based on the level of severity. These quantities are used to assist the Maintenance Division in scheduling work activities and the Engineering department in scheduling future contracts. Based upon this information, an overall condition rating was assigned for each area. The overall condition ratings utilized for the visual inspections are provided in the following table.

Table 4: Roadway Appurtenances Inspection Ratings Summary

Rating	Description
Excellent	No deficiencies requiring repairs other than preventative maintenance noted.
Good	Deficiencies noted requiring repairs typically within the capabilities of the Illinois Tollway Maintenance Division.
Fair	Deficiencies noted requiring repairs by Contract or by the Illinois Tollway Maintenance Division. Deficiencies requiring repairs by Contract are typically beyond the capabilities of the Illinois Tollway Maintenance Division due to size, quantity, or repair process.
Poor	Deficiencies noted throughout which are beyond the capabilities of the Illinois Tollway Maintenance Division due to size, quantity, or repair process.

Drainage Systems

Visual inspection of the Illinois Tollway roadway drainage systems is performed annually during the spring and summer months. This inspection consists of the recording of visible deficiencies of the drainage structures, crossing culverts, slopes, ditches and vegetation.

The drainage systems throughout the Illinois Tollway system are generally in good to fair condition. The majority of the embankment slopes are stable. Typical deficiencies noted during the inspections included concrete headwall issues; drainage structures requiring cleaning; drainage structures requiring repair due to heaving or sinking which may have been caused by expansion and contraction of the pavement or gutter during the summer months; tire rutting, washouts, sinkholes and erosion of slopes; and ditches identified requiring cleaning or restoration due to erosion. The specific deficiencies identified during the inspections are documented in the Annual Field Inspection Reports prepared for each Maintenance Section. Corrective repairs are recommended to be performed by the Illinois Tollway Maintenance Division within their capabilities. All deficiencies beyond the capabilities of the Maintenance Division are recommended for inclusion with any future contracts.

Closed drainage systems are typical throughout the urban areas systemwide. Only limited inspections can be performed on closed drainage systems due to limited access, therefore it is recommended to have these televised and/or flushed to obtain better inspection data and to determine the general condition of these systems. This work commenced in 2014 and will continue annually thereafter as required. In areas in which roadway rehabilitation work has been programmed, televising of the closed drainage systems has been programmed to occur

prior to the design development stage of subsequent roadway rehabilitation to identify areas of concern so that they may be addressed as part of the programmed roadway construction.

Crossing culverts are inspected for functionality, obstructions and conveyance. The crossing culverts throughout the Illinois Tollway system are generally structurally sound. However, some have exposed reinforcement bars, misaligned wingwalls, honeycombing of the concrete surface, open joints, deterioration of the metal pipe (metal pipe culverts), or require cleaning. The crossing culverts not replaced during recent reconstruction or rehabilitation projects may in some cases be over 50 years old.

The deterioration of Corrugated Metal Pipes (CMPs) continues to be a major concern regarding the drainage structures systemwide. The deterioration typically occurs along the flow line or at the joints of the pipe. This causes backfill material and soil to erode through the pipe during rain events creating voids beneath the roadway. As the volume of these voids increases, the probability of roadway pavement slab settlement or failure also increases. In many cases, these pipes may have been extended due to roadway widening or other construction. Although the ends of these pipes may appear in excellent condition, further examination reveals deterioration of the original pipe and separation of the joints where the original pipe joins the new.

Due to the collapse of several CMP crossing culverts, the Consulting Engineer completed a detailed systemwide inspection of all culverts which cross beneath Illinois Tollway pavement with a diameter of three feet or greater in 2007. The purpose of this inspection was to identify CMP culverts that require re-lining, repair or replacement. Culverts classified as bridges by the Federal Highway Administration (FHWA) were not included in the inspection and are included with the bridge inspections.

To date, many CMPs have been replaced or lined as part of reconstruction or rehabilitation contracts. Additionally, two repair/lining contracts were completed in 2010 to repair or line CMPs with a diameter of three feet or greater that cross beneath pavement. These contracts have addressed some major concerns with crossing CMPs. However, smaller diameter and non-mainline crossing CMPs still require repair or replacement in future projects.

Due to the large quantity of CMPs located throughout the Illinois Tollway system and the over 50 years of changing roadways, not all CMPs may have been identified for repair or replacement in the initial contracts. It is recommended that replacement or repair/lining of CMPs systemwide continue in ongoing and future contracts as they are identified. If there are no programmed Capital Program projects in the near future, it is recommended that these drainage structures be televised, flushed and repaired in a systemwide contract.

The current Capital Programs include funds for drainage and safety improvements which are anticipated to include the repair or replacement of identified CMPs.

Safety Appurtenances

Visual inspection of the Illinois Tollway roadway safety appurtenances is performed annually during the spring and summer months. This inspection consisted of the recording of visible deficiencies of the concrete barriers, guardrails/terminals, cable median barriers, impact attenuators, delineators and reflectors, roadway lighting and ITS systems, right-of-way fence, ground mounted traffic signs, pavement markings and raised pavement markers.

Concrete Barriers, Guardrail/Terminals, Cable Median Barriers, and Impact Attenuators:

The concrete barriers, guardrails, cable median barrier systems, and impact attenuators throughout the Illinois Tollway system are generally in excellent to fair condition. The specific deficiencies identified during the inspections are documented in the Annual Field Inspection Reports prepared for each Maintenance Section. Corrective repairs are recommended to be performed by the Illinois Tollway Maintenance Division within their capabilities. All deficiencies beyond the capabilities of the Maintenance Division are recommended for inclusion with any future contracts.

The guardrail/terminals within the limits of Capital Program reconstruction/rehabilitation projects have been upgraded as applicable. However, guardrail/terminal installations outside of these areas and in some cases within the limits of rehabilitation contracts, as well as along interchange ramps have generally not been upgraded, do not conform to the current Illinois Tollway standards, and in some instances have not been successfully tested under the requirements of National Cooperative Highway Research Program (NCHRP) Report 350. Some of these guardrail/terminal installations have mechanical deficiencies which the Illinois Tollway Maintenance Division works diligently to repair. Additionally, Illinois Tollway policy requires that any guardrail/terminal safety concerns or damages as a result of vehicular accidents be addressed within 24 hours, though procurement requirements for new material sometimes prohibit this.

It should be noted that the FHWA does not require replacement of any safety appurtenance with new standards just for the sake of replacing. Installations of safety appurtenances are considered acceptable if they were installed according to the standard at the time of installation. In other words, if the safety appurtenance was crash-worthy at the time of installation, then it is still considered crash-worthy.

Guardrail/terminal standards are regularly updated to reflect current crash test data and new technologies. The current Illinois Tollway guardrail/terminal standards were developed in conformance with the requirements of NCHRP Report 350. In 1993, NCHRP Report 350 was published by the NCHRP which conducts research in areas of highway planning, design, construction, operation and maintenance nationwide. NCHRP Report 350 presents uniform guidelines for the crash testing of highway safety features, recommends evaluation criteria for the assessment of the crash test results, and presents guidelines for the in-service evaluation of safety features. These guidelines are developed utilizing current technology and the collective judgment and expertise of experts in the field of roadside safety design. NCHRP Report 350 parts A and B are available for free download at:

- http://onlinepubs.trb.org/onlinepubs/nchrp/nchrp_rpt_350-a.pdf
- http://onlinepubs.trb.org/onlinepubs/nchrp/nchrp_rpt_350-b.pdf

As stated previously, the FHWA does not require that the safety appurtenances throughout the Illinois Tollway system be upgraded just for the sake of replacing; however the Illinois Tollway has no tort immunity as do many governmental agencies. The Illinois Tollway Risk Management Division works in conjunction with other departments to maintain loss control. Considering these factors and to protect the interests of the Illinois Tollway, the guardrail installations systemwide which have not been successfully tested under NCHRP Report 350 requirements are currently programmed to be upgraded to the current Illinois Tollway Standard.

The current Capital Programs include funds for drainage and safety improvements systemwide which should include the replacement of non-NCHRP Report 350 compliant guardrail installations.

Median cable barrier systems are installed west of Deerpath Road on the Reagan Memorial Tollway (I-88), along the Edens Spur (I-94), at the southern terminus of the Veterans Memorial Tollway (I-355), and along the Reagan Memorial Tollway (I-88) connector ramps with the Tri-State Tollway (I-294) commonly referred to as the Mary and Nora ramps. Median cable barrier systems consist of tensioned cables extending between bridges and emergency turnarounds in grassy median locations to minimize the occurrence of vehicles crossing into oncoming traffic. There are few federal standards for median cable barrier systems; however, all installations are inspected to ensure they meet the current industry practices. The Consulting Engineer continues to monitor the federal and state agencies for best practices and other policies regarding the median cable barrier systems.

Delineators and Reflectors:

The delineators and reflectors throughout the Illinois Tollway system are generally in excellent to fair condition. Damage to these typically occurs due to traffic accidents or by snowplows. As these inspections typically occur at the end of the winter season, it is common to note large quantities of missing or damaged reflectors. The Illinois Tollway Maintenance Division performs regularly scheduled maintenance on these items systemwide at least twice annually.

The specific deficiencies identified during the inspections are documented in the Annual Field Inspection Reports prepared for each Maintenance Section. Corrective repairs are recommended to be performed by the Illinois Tollway Maintenance Division within their capabilities. All deficiencies beyond the capabilities of the Maintenance Division are recommended for inclusion with any future contracts.

Raised Pavement Markers:

The raised pavement markers (RPMs) throughout the Illinois Tollway system are generally in good to poor condition. Many areas of missing reflectors or castings were noted during the inspections. As these inspections typically occur at the end of the winter season, it is common to note large quantities of missing or damaged reflectors. The Illinois Tollway Maintenance Division performs regularly scheduled maintenance on these items systemwide on a three year cycle within each individual maintenance section. During this regularly scheduled work, the Maintenance Division replaces damaged or missing reflectors and removes any castings which are damaged or appear as if they may become loose. Since the replacement of missing castings is typically beyond the capabilities of the Maintenance Division and the replacement of reflectors occurs on an extended cycle, it is recommended that RPMs continue to be included with any future contracts or systemwide contracts.

Please note that RPMs have not been installed as part of many recent reconstruction and rehabilitation projects while a study was conducted to review their use. In 2012, it was decided to include RPMs as part of all contracts systemwide. In 2013, the contract work commenced for the installation of RPMs in sections of pavement in which they were not originally included.

Pavement Markings:

The pavement markings throughout the Illinois Tollway system are generally in excellent to poor condition. Typical deficiencies noted were missing or damaged sections of pavement markings. The specific deficiencies identified during the inspections are documented in the Annual Field Inspection Reports prepared for each Maintenance Section.

The Illinois Tollway Pavement Management Consultant maintains a Pavement Marking Database (available upon request) which contains historical installation data and retroreflectivity values. These values are updated as new information becomes available. The retroreflectivity values in conjunction with visual inspection and age of the markings is utilized by the Illinois Tollway to determine areas for inclusion in the annual systemwide pavement marking contract and the scheduling of future contracts.

The ongoing annual pavement marking renewal program continues to improve the pavement marking visibility throughout the Illinois Tollway system. As part of this annual program, pavement markings are upgraded and maintained through the use of epoxy paint.

Since pavement marking replacement is typically beyond the capabilities of the Maintenance Division, it is recommended that areas of deficient pavement markings as identified in the visual inspection and areas which exhibit low retroreflectivity be included within the annual systemwide pavement marking contract.

Roadway Lighting System:

The roadway lighting systems throughout the Illinois Tollway system are generally in good to fair condition. The majority of the light poles appeared to be plumb with no noticeable movement or tilt. The typical deficiencies noted during the inspections were concrete or helix foundations which have been installed too high (over four inches from finished grade) or installations with improper breakaway devices. These locations are generally not shielded with guardrail and minimize the effectiveness of the breakaway bases installed on the poles by creating a snag point. Additionally, instances of missing light pole handholes with exposed pole wiring were noted.

It is recommended that, as part of any future contracts, designers research available data from the Illinois Tollway and perform a field analysis to determine locations where unshielded light pole foundations installed too high above finished grade and locations where ground mounted light poles do not include sufficient FHWA approved breakaway devices. Based on the results of this research and field analysis, it is recommended that a barrier warrant analysis be performed for all locations where any of the aforementioned deficiencies exist to determine the appropriate course of action.

The specific deficiencies identified during the inspections are documented in the Annual Field Inspection Reports prepared for each Maintenance Section. Corrective repairs are recommended to be performed by the Illinois Tollway Maintenance Division within their capabilities. All deficiencies beyond the capabilities of the Maintenance Division are recommended for inclusion with any future contracts.

Intelligent Transportation System (ITS):

The ITS systems throughout the Illinois Tollway system are generally in good condition. Instances were noted at which a pole mounted ITS device has been located possibly within the roadway clear zone without proper shielding. It should be noted that even if a breakaway device is installed at such a pole, the wiring within the pole is not installed with breakaway connectors thus rendering the breakaway device ineffective.

It is recommended that, as part of any future contracts, a barrier warrant analysis be performed at all locations where unshielded ITS elements are possibly installed within the clear zone to determine the appropriate course of action.

It is recommended that, as part of any future contracts, designers research available data from the Tollway and perform a field analysis to determine locations where unshielded ITS elements are installed possibly within the clear zone. Based on the results of this research and field analysis, it is recommended that a barrier warrant analysis be performed for all locations identified where unshielded ITS elements are installed possibly within the clear zone to determine the appropriate course of action.

The specific deficiencies identified during the inspections are documented in the Annual Field Inspection Reports prepared for each Maintenance Section. Corrective repairs are recommended to be performed by the Illinois Tollway Maintenance Division within their capabilities. All deficiencies beyond the capabilities of the Maintenance Division are recommended for inclusion with any future contracts.

Right-of-Way Fence:

The right-of-way fence throughout the Illinois Tollway system is generally in good condition. Recent reconstruction projects have included the replacement of existing four foot high field right-of-way fence with the current Illinois Tollway standard six foot high chain-link fence. This type of fence is more compatible with the continued development of properties adjacent to the roadway and serves as a better barrier to pedestrians and animals from entering the Illinois Tollway property.

The majority of right-of-way fence along the Tri-State Tollway (I-294/I-94) and the Reagan Memorial Tollway (I-88) and all of the Veterans Memorial Tollway (I-355) has been upgraded to the current Illinois Tollway standard chain-link fence as required. Additionally, approximately half of the Jane Addams Memorial Tollway (I-90) has been upgraded to the current Illinois Tollway standard chain-link fence as required. The Illinois Tollway follows guidelines for land use such that fencing in the vicinity of residential or public access is to be upgraded to the current Illinois Tollway standard six foot chain-link fence; whereas fencing located in rural or other areas not readily accessible such as farm fields may remain with the four foot high field fence.

It is recommended that the original four foot high field fence continue to be upgraded, where necessary, to the current Illinois Tollway standard six foot high chain-link fence as major projects are programmed.

The specific deficiencies identified during the inspections are documented in the Annual Field Inspection Reports prepared for each Maintenance Section. Corrective repairs are recommended to be performed by the Maintenance Division within their capabilities. All deficiencies beyond the capabilities of the Maintenance Division are recommended for inclusion with any future contracts.

Ground Mounted Traffic Signs:

The ground mounted traffic signs throughout the Illinois Tollway system are generally in excellent to fair condition. Damage to these signs typically occurs due to traffic accidents or by snowplows. The Illinois Tollway Sign Shop repairs or replaces these signs as damage occurs. Additionally, instances were noted at which wooden ground mounted traffic sign posts are either installed with incorrectly placed or missing breakaway holes.

The specific deficiencies identified during the inspections are documented in the Annual Field Inspection Reports prepared for each Maintenance Section. Corrective repairs are recommended to be performed by the Maintenance Division within their capabilities. All deficiencies beyond the capabilities of the Maintenance Division are recommended for inclusion with any future contracts.

Please note: The ground mounted traffic sign inspection does not include overhead sign structures which are discussed elsewhere within this report. In addition, traffic signs are only rated based upon visual inspection of the physical condition. Retroreflectivity measurements are not taken as part of these inspections and are not accounted for in the ratings assigned.

New standards were developed for milepost markers across the nation per the Manual on Uniform Traffic Control Devices (MUTCD). Therefore, the Illinois Tollway Maintenance Division developed a new milepost marker standard conforming to the MUTCD standards while meeting the needs of field staff and patrons. These new milepost markers were placed at quarter mile increments instead of the historic past half mile increments on all routes by December of 2009, with the exception of the Jane Addams Memorial Tollway in which the new markers were installed in October 2010. The Illinois Tollway utilized existing contracts and the Maintenance Division to install the new milepost markers.

Following the construction and establishment of the numbering for the original Illinois Tollway routes, Federal Guidelines for interstate numbering were developed. The Illinois Tollway has investigated re-numbering each route to ensure proper mile marker placement conforming to the Federal Guidelines for interstate numbering. Based on the results of this investigation, the North Tri-State Tollway and the Edens Spur (I-94) mile marker numbering was reversed in December 2009 and the Jane Addams Memorial Tollway (I-90) mile marker numbering was reversed in October 2010. This effort commenced in 2014 and is scheduled for completion in 2015 on most routes with the exception of the Jane Addams Memorial Tollway (I-90) which will have new markers installed as part of the reconstruction and widening which commenced in 2013 with construction anticipated to be completed by 2016. The reversing of mile marker numbering was coordinated with all outside agencies, particularly those involved in emergency response. Training for the new mile markers was required by internal staff in Dispatch, Maintenance, TIMS, Toll Operations, IT and Engineering.

2.3 Structural Elements

The structural elements inspected throughout the Illinois Tollway system consist of bridges, large culverts, retaining walls, noise abatement walls, sight screen walls and overhead sign structures.

Bridges and Large Culverts

In accordance with FHWA guidelines, bridges throughout the Illinois Tollway system must receive a routine inspection at least every two years. A routine inspection consists of, at a minimum, a complete visual inspection of all major components of the bridge. Routine inspections determine the physical and functional condition of the bridge and identify any changes from “Initial” or previously recorded conditions. Underwater inspections are performed every five years. During routine inspections, inspection of submersed portions of the substructure is limited to observations during low-flow periods. The Illinois Tollway conducted routine bridge inspections each year and the resultant “Structure Inspection Field Reports” were reviewed by the Consulting Engineer.

As part of the inspections, condition ratings are assigned to the deck, superstructure, and substructure components for each bridge inspected. The bridge deck consists of the wearing surface, joints, and parapets. The superstructure consists of beams, diaphragms, and stiffeners. The substructure consists of piers, abutments, bearings, foundations, slope and crash walls, and piling.

It should be noted that many of the bridge decks which pass over the Illinois Tollway are not under the Illinois Tollway’s jurisdiction. However, these bridge decks are included with the inspection as an informational courtesy to the responsible agency.

The FHWA classifies culverts as bridges if the span of the culvert is at least 20 feet when measured along the centerline of the roadway. Therefore, all Illinois Tollway culverts that meet this criterion are also inspected at a minimum every two years as part of the bridge inspections and are assigned a condition rating similar to that of the bridges. A Health Index, as described below, is then determined from this condition rating. The Health Index for culverts is directly related to the condition ratings used for the annual bridge inspections. This rating is an all-encompassing review of the culvert elements and only recorded as a single rating value. In 2009, the Health Index calculation for culverts was changed to follow the same description as bridges.

There are currently 645 structures classified as bridges throughout the Illinois Tollway system. Of these, there are 569 vehicular bridges, nine railroad bridges, 57 culvert bridges, one land bridge, four pedestrian bridges, and five over-the-road oasis structures. Of these structures, 314 were inspected by the Illinois Tollway in 2014.

The FHWA guidelines do not include bridge deck ratings in the determination of the overall Sufficiency Rating. Therefore, the deck is not typically the driving force behind replacement. However, the deck is important in the programming of repair work based on general aesthetics and rideability. The deck is also the most visible bridge component to the traveling motorist/patron. Since the Illinois Tollway is patron-oriented and bridge deck repairs, other than minor deterioration, are typically beyond the capabilities of the Illinois Tollway Maintenance Division, the deck should be accounted for in the overall bridge condition rating.

Considering this, the Consulting Engineer created a Health Index in order to more appropriately quantify the condition of the bridges throughout the Illinois Tollway system. The Health Index is a weighted representation of the deck, superstructure and substructure ratings based on field inspections and is intended to give an overall indication of the structural integrity of a bridge. A higher weight is placed on the deck rating because the deck tends to deteriorate faster than the other components of the bridge.

The Health Index is a number on a scale from 0 to 100 with 100 being the best. It does not consider the individual ratings of components such as joints, diaphragms or bearings, though these ratings are generally used to develop future repair contracts. The Health Index replaces the “Overall Condition” rating that had been used prior to 2005 to classify the bridges. The following table provides descriptions of the bridge Health Index numbers.

Table 5: Bridge Health Index Number Descriptions

H.I.	Description
≥90	No problems or some minor problems noted. No action required.
89 – 80	Some areas of minor deterioration. Minor repair by Maintenance or Contract would prevent additional deterioration.
79 – 70	Structural elements are sound but exhibit minor section loss or deterioration. Repair Contract likely needed within 5 years.
69 – 60	Advanced section loss. Repair Contract should be initiated within 2 years.
< 60	Advanced loss of section and deterioration. Local failures possible. Immediate attention needed.

The following table illustrates the bridge inspection Health Index summary. Since the bridges are on a two-year inspection cycle, the table illustrates the health index rating for all bridges inspected in 2013 and 2014.

Table 6: Bridge Inspection Summary

Health Index	2013	2014	Total
≥90	277 (84.7%)	253 (80.8%)	530 (82.8%)
80-89	38 (11.6%)	42 (13.4%)	80 (12.5%)
70-79	11 (3.4%)	16 (5.1%)	27 (4.2%)
60-69	1 (0.3%)	2 (0.6%)	3 (0.5%)
<60	-	-	-
Total	327	313	640

Three bridges have a Health Index indicating repairs are necessary within two years. The Illinois Tollway Engineering Department works diligently to include necessary bridge repairs in upcoming contracts. Of these bridges, two bridges are scheduled for reconstruction in 2014 through 2016 as part of the Jane Addams Memorial Tollway (I-90) Corridor reconstruction and widening. The third bridge is fully maintained by IDOT. A timeframe for work on this structure has not been communicated by IDOT to the Illinois Tollway.

Of the 27 bridges with a Health Index of 70-79, the majority are programmed for repair within the next five years. However, a number of these bridges are located within the Central Tri-State (I-294) corridor which is programmed for reconstruction in 2020 to 2023. Depending on the nature of the deficiencies noted, some of the bridge structures may be included with these contracts. These structures will continue to be monitored and if required, will be included for repair in advance of this programmed reconstruction.

In 2014, the Consulting Engineer performed an in-depth inspection of 42 bridges throughout the Illinois Tollway system. In-depth inspections are performed by the Consulting Engineer at those bridges most in need of repair as identified in the previous year's biennial inspection by the Illinois Tollway and which are not already programmed into a repair contract or were identified for monitoring. The in-depth inspection is conducted in addition to the biennial inspection. If a railroad bridge was scheduled for inspection, the adjacent twin bridge was also inspected while permission for railroad site access was available. Additionally, the Illinois Tollway has requested that the Consulting Engineer also inspect Fracture Critical bridges carrying highway traffic. In-depth inspections are generally not performed for bridges included in current design or construction contracts. The intent of the in-depth inspection is to gather defect repair quantities in order to develop anticipated costs and contract scopes for future bridge repair projects. The Consulting Engineer has provided the Illinois Tollway with repair recommendations resulting from the in-depth inspections in 2014 and a grouping of the bridges into recommended contracts for design and construction.

Bridge deck age is also an indicator of the amount of bridge work that may be required in the future. The typical expected service life of a bridge deck is between 40 to 50 years. It is recommended that bridge decks aged over 40 years be replaced during the next repair cycle to reduce the need and frequency of interim repairs. The following table provides the number and percentage of bridge decks throughout the Illinois Tollway system within various age categories. To date, the bridge decks aged over 40 years are programmed for reconstruction as part of the multi-year systemwide budget or the Capital Program.

Table 7: Bridge Deck Age

	Age	Number of Decks	Percent of Total
Bridge Decks:	Over 40 Years	190	32.4%
	25 to 40 Years	63	10.8%
	1 to 25 Years	320	54.6%
	Under 1 Year	13	2.2%
Total		586*	100%

** This bridge deck age summary does not include bridge culverts*

Structural Walls

Structural walls include retaining walls, noise abatement walls and sight screen walls. Visual inspections of the structural walls located throughout the Illinois Tollway system are performed annually. Due to the number of structures to be inspected, the effort is scheduled as a multi-year task. The structural walls throughout the Illinois Tollway system are generally inspected on a four-year cycle. However, newly constructed structures or those last rated in excellent condition may be inspected on a slightly extended cycle due to the expectation of their remaining in excellent condition for several years. Approximately, one quarter of Illinois Tollway structural walls are inspected each year.

A total of 206 structural walls consisting of 80 retaining walls, 115 noise abatement walls and 11 sight screen walls were inspected in 2014 on the Tri-State Tollway (I-294/I-80) from milepost 3.8 (near Markham Railroad Yard) to milepost 36.5 (near Bensenville Railroad Yard). Detailed reports were prepared and submitted under a separate cover for these structural walls.

An overall condition rating is assigned for each structural wall inspected. In order to improve objectivity and uniformity between maintenance sections and inspectors, a condition rating system was developed for the structural wall inspections. The condition ratings utilized for the structural wall inspections are included in the following table.

Table 8: Structural Wall Inspection Condition Rating Summary

Rating	Description
Excellent	There are no problems noted.
Good	Good condition exists with only minor problems noted.
Fair	Fair condition exists with minor section loss, cracking or spalling observed.
Poor	Poor condition exists with signs of advanced deterioration, section loss, wide cracks, water seepage, and out of plumb but stable condition. Wall requires close monitoring.
Critical	Critical condition exists with major defects, significant deterioration and section loss, obvious vertical or horizontal movement affecting wall stability exists. Wall requires replacement or immediate attention.

Deficiencies noted at structural walls assigned a condition rating excellent to fair are typically minor and do not require immediate attention. These deficiencies are typically addressed by the Maintenance Division or are included in a future contract. Therefore, recommendations are only provided for structural walls assigned a condition rating of poor to critical since those deficiencies typically require either monitoring or immediate attention.

The following table summarizes the condition rating assigned for all structural walls inspected during the previous four year cycle. In addition, the table accounts for any special inspections conducted in interim years to ensure the severity of noted defects has not increased.

Table 9: Structural Wall Inspection Summary

Condition	2011	2012	2013	2014
Excellent	7 (7.4%)	22 (21.2%)	39 (25.5%)	37 (18.0%)
Good	12 (12.6%)	38 (36.5%)	50 (32.7%)	131 (63.6%)
Fair	54 (56.8%)	35 (33.7)	48 (31.4%)	29 (14.1%)
Poor	18 (18.9%)	8 (7.7%)	14 (9.2%)	9 (4.4%)
Critical	4 (4.2%)	1 (1.0%)	2 (1.3%)	0 (0%)
Total Walls Inspected	95	104	153	206

There are a number of projects ongoing or recently completed systemwide as part of the current Capital Programs which include the reconstruction of existing or the construction of new structural walls. Many of these structures are not accounted for in the Structural Wall Inspection Summary over the previous four years provided herein because they have not been phased into the inspection schedule. It is expected that these structural walls are and will remain in excellent condition for several years. These structural walls will be accounted for and phased into the inspection schedule over the next four year inspection cycle.

The majority of structural walls throughout the Illinois Tollway system have generally been assigned a condition rating of excellent to fair over the previous four year inspection cycle. There were 49 structural walls systemwide assigned a condition rating of poor and seven which were assigned a condition rating of critical during this period. Two of the structural walls assigned a condition rating of critical in 2011 were promptly repaired by the Maintenance Division. The other two structural walls assigned a condition rating of critical in 2011 were repaired by contract in 2014. The structural wall assigned a condition rating of critical in 2012 was repaired by the Maintenance Division in 2013. The two structural walls assigned a condition rating of critical in 2013 were repaired by contract in 2014. The structural walls assigned a condition rating of poor are typically programmed for repair within two years of the inspection. In some cases, repairs are delayed to coincide with adjacent work when prudent.

Overhead Sign Structures

Visual inspections of the overhead sign structures located throughout the Illinois Tollway system are performed annually. Due to the number of structures to be inspected, the effort is scheduled as a multi-year task. The overhead sign structures throughout the Illinois Tollway system are generally inspected on a four-year cycle. However, newly constructed structures or those last rated in excellent condition may be inspected on a slightly extended cycle due to the expectation of their remaining in excellent condition for several years. Approximately, one quarter of Illinois Tollway overhead sign structures are inspected each year.

A total of 179 overhead sign structures were inspected in 2014 on the Reagan Memorial Tollway (I-88) from milepost 44.2 (Western Terminus) to milepost 128.0 (near Naperville Road) and the Veterans Memorial Tollway (I-355) from milepost 12.5 (near I-55) to milepost 29.8 (Army Trail Road). Detailed reports were prepared and submitted under a separate cover for these overhead sign structures.

An overall rating is assigned for each overhead sign structure inspected. In order to improve objectivity and uniformity between maintenance sections and inspectors, a condition rating system was developed for the overhead sign structure inspections. The condition ratings utilized for the overhead sign structure visual inspections are included in the following table.

Table 10: Overhead Sign Structures Inspection Condition Rating Summary

Rating	Description
Excellent	There are no problems noted.
Good	Good condition exists with only minor problems noted. Rust or foundation cracking observed.
Fair	Fair condition exists with the following: loose bolts, missing safety chains, damaged lighting, sign legend/background problems, etc.
Poor	Poor condition exists with signs of moderate structural cracking or collision damage. Sign structure requires monitoring.
Critical	Critical condition exists with major structural defects or loose components that could fall on roadway. Overhead sign requires immediate attention.

Deficiencies noted at overhead sign structures assigned a condition rating of excellent to fair are typically minor and do not require immediate attention. These deficiencies are typically addressed by the Maintenance Division or are included in a future contract. Therefore, recommendations are only provided for overhead sign structures assigned a condition rating of

poor to critical since those deficiencies typically require either monitoring or immediate attention.

The following table illustrates the condition rating for all overhead sign structures inspected from 2011 to 2014. In addition, the table accounts for special inspections conducted in interim years to ensure the severity of noted defects has not increased.

Table 11: Overhead Sign Structure Inspection Summary

Condition	2011	2012	2013	2014
Excellent	49 (31.0%)	30 (18.0%)	32 (19.0%)	29 (16.0%)
Good	95 (60.1%)	98 (58.0%)	111 (66.0%)	137 (76.0%)
Fair	13 (8.2%)	35 (21.0%)	23 (14.0%)	10 (6.0%)
Poor	1 (0.6%)	5 (3.0%)	3 (2.0%)	3 (2.0%)
Critical	0	--	--	--
Total Sign Structures Inspected	158	168	169	179

** Sign NS29.0T, NB was rated critical in 2010 due to damage from a vehicle collision in July 2010. It was repaired, and re-inspected in 2011, and rated as fair.*

The majority of overhead sign structures throughout the Illinois Tollway system have generally been assigned a condition rating of excellent to fair over the previous four year inspection cycle. There were 12 overhead sign structures systemwide assigned a condition rating of poor and none which were assigned a condition rating of critical during this period. Of the overhead sign structures last assigned a condition rating of poor, eight have been repaired and four still require repairs. Of these, three are included in a DUR contract for repairs. The fourth overhead sign structure has been removed and will be replaced in 2016 as part of the Jane Addams Memorial (I-90) corridor reconstruction and widening.

There are a number of projects ongoing or recently completed systemwide as part of the current Capital Programs which include the reconstruction of existing or the construction of new overhead sign structures. Many of these structures are not accounted for in the Overhead Sign Structure Inspection Summary over the previous four years provided herein because they have not been phased into the inspection schedule. It is expected that these overhead sign structures are and will remain in excellent condition for several years. These structural walls will be accounted for and phased into the inspection schedule over the next four year inspection cycle.

2.4 Facilities

Visual inspections of the facilities located throughout the Illinois Tollway system are performed annually by the Illinois Tollway's Consulting Engineer. The inspection consists of the recording of visible deficiencies of all facility elements including but not limited to buildings, tunnels, canopies, and sites with associated appurtenances. Facilities that are inspected include maintenance facilities, toll plazas, telecommunications buildings, oases and miscellaneous facilities.

Due to the number of Illinois Tollway facilities of various complexities to be inspected, the effort is scheduled as a multi-year task. The facilities throughout the Illinois Tollway system are

generally inspected on a four-year cycle. However, newly constructed facilities or facilities last rated in excellent condition may be inspected on a slightly extended cycle due to the expectation of these facilities remaining in excellent condition for several years. Approximately, one quarter of Illinois Tollway facilities are inspected each year.

The objective of these inspections is to assess the general condition of Illinois Tollway facilities and associated site elements, identification of elements requiring remedial work, to make repair or replacement recommendations, and an evaluation of the remaining useful life. The data provided by these inspections is utilized by the Illinois Tollway in programming repairs and replacements of various facility components and to aid the Illinois Tollway Building Maintenance Division in planning and estimating maintenance repairs. The evaluations and recommendations are based upon visual observations, discussions with Illinois Tollway Building Maintenance Division personnel, and the reviews of available reports. Emphasis is given to the identification of specific issues identified by on-site personnel experienced with the actual operating conditions of the facility. No destructive or non-destructive testing is performed and no physical samples are collected as part of these inspections.

An overall condition rating is assigned for each facility inspected. Additionally, a separate condition rating is also typically assigned to each associated facility element. In order to improve objectivity and uniformity between facilities inspected and inspectors, a rating system was developed. Based upon the assigned condition rating, the future inspection schedule for each facility may either remain on a four-year cycle or be recommended for more near-term inspections. The overall condition ratings utilized for the visual inspections are provided in the following table.

Table 12: Facilities Inspection Ratings Summary

Rating	Description
Excellent	<p>All four conditions must be exhibited:</p> <ul style="list-style-type: none"> • New Facility or component • No repair required • Condition like new • Component performing as intended
Good	<p>All three conditions must be exhibited:</p> <ul style="list-style-type: none"> • Facility is performing essentially as intended • Minor repair required (i.e. paint, clean, patching, etc.) • Less than 25% of the replacement cost of the facility or component is required to return the component to intended condition.
Poor	<p>Any condition exhibited may be cause for rating:</p> <ul style="list-style-type: none"> • Facility is approaching end of useful life • Major components need extensive repair / replacement work • 25% - 50% of the replacement cost of the system or component is required to return the component to intended condition
Critical	<p>Any condition exhibited may be cause for rating:</p> <ul style="list-style-type: none"> • System or component is non-functioning • Safety or environmental concerns are prevalent (If component exhibits safety or environmental concerns, entire system will be graded as critical) • More than 50% of the replacement cost of the facility or component is required to return the component to intended condition

Many of the facilities located throughout the Illinois Tollway system are over fifty years old and are candidates for rehabilitation or replacement of their component systems. Renovation work performed at these facilities has enabled them to continue to function. Architectural and site improvements have been made to maintenance facilities on an “as needed” basis through capital improvement projects. In addition, the I-PASS implementation program has enabled many upgrades, renovations, and replacement of toll plazas. To date, all mainline toll plazas have been reconstructed or rehabilitated to accommodate ORT. Although the inspected facilities are functional, the condition of the major systems (mechanical, electrical, HVAC, plumbing, roofing, etc.) continues to deteriorate resulting in inefficiencies and higher operational costs.

Illinois Tollway Building Maintenance Division forces provide necessary day to day repairs of facilities to the extent possible. More intensive repair and rehabilitation work is performed as part of Capital Programs.

Maintenance Facilities and Miscellaneous Facilities

The maintenance facilities typically consist of garages, offices, salt domes, gas pumping facilities, storage buildings, telecommunication towers and other components.

The Consulting Engineer completed an assessment for each maintenance facility throughout the system in 2006 and 2007. These assessments reviewed the functionality, efficiency and condition of the sites, buildings, and all associated components located within and made recommendations for improvement or replacement. Details of these assessments are available in the respective Assessment and Recommendation Report for each maintenance facility.

Utilizing the Assessment and Recommendation Report, a major Facilities’ Capital Program to repair or replace a number of maintenance facility buildings began in late 2008. The initial emphasis of this program was the repair of existing systems and the improvement of the working environment for Illinois Tollway employees. These improvements have been and continue to be consistent with the Illinois Tollway’s desire for sustainable facilities. A scope and schedule for this ten year program has been approved. However, due to funding restrictions the budget is approved annually thus requiring annual review of the program and prioritization of the repairs.

To date, the following improvements have been made at most of the appropriate maintenance facility buildings as part of the Facilities’ Capital Program.

- The existing carbon monoxide (CO) detection and exhaust systems were tested and either repaired or replaced
- The lighting systems in the maintenance shops were replaced with new more efficient luminaires with better color rendition
- Maintenance facility garages with gabled roofs had the gutters and downspouts replaced and snow guards installed
- Locker room renovations
- Fuel system upgrades
- Various roof repairs
- Oil dispensing system replacement
- Electrical system upgrades and generator installation
- Emergency lighting installation
- Selective asbestos abatement
- Salt dome and chloride station replacement

As a result of the adoption of the *Move Illinois* Program, a number of maintenance facilities are programmed for relocation, reconstruction or rehabilitation. Due to this, the emphasis at these facilities has shifted to keep them functional until the programmed reconstruction or rehabilitation. As a result, Professional Service Bulletin No. 12-5 was issued in October 2012 which included contract RR-12-4079 (Maintenance Facilities) that began in 2013. The purpose of this contract is to provide Phase I and II engineering services for the development of a master plan and design/architectural plans for the maintenance facilities. The scope of work includes the following:

- Development of a short-term maintenance repair plan to keep the existing facilities functional until reconstruction or rehabilitation.
- Development of master plans for reconstructed or relocated maintenance facilities.
- Development of the plats of survey for the Maintenance Facility M-4 (Gurnee), M-8 (Naperville) and Elgin-O'Hare Western Access maintenance facilities.
- Development of contract documents for the construction of the maintenance buildings including the finalization of two prototype designs for the reconstructed and relocated maintenance facilities.
- Development of a strategy to maintain facilities and maintenance operations during construction.
- Site investigations and potential remediation.

The improvements completed to date and those anticipated as part of contract RR-12-4079 have been and will continue to be consistent with the Illinois Tollway's desire for sustainable facilities. It is anticipated that the improvements which were not completed as part of the original Facilities' Capital Program will be addressed as part of contract RR-12-4079 as budget permits.

In 2001, it was first recommended to program the replacement of deteriorated salt dome roofs throughout the system into a systemwide contract and to replace the vehicle storage building at Maintenance Facility M-1 by 2006. To date, salt dome repair/replacement has been completed at Maintenance Facilities M-1, M-2, M-3, M-4, M-7, M-8, M-11, and M-12 and at the Illinois Route 251 salt dome.

The currently identified condition of the maintenance facilities is as follows:

- M-1 (Alsip) – Good Condition identified in 2011 inspection
- M-2 (Hillside) – Good Condition identified in 2014 inspection
- M-3 (Park Ridge) – Poor Condition identified in 2014 inspection
- M-4 (Gurnee) – Poor Condition identified in 2013 inspection
- M-5 (Arlington Heights) – Poor Condition identified in 2012 inspection
- M-6 (Marengo) – Poor Condition identified in 2014 inspection
- M-7 (Rockford) – Good Condition identified in 2014 inspection
- M-8 (Naperville) – Good Condition identified in 2013 inspection
- M-11 (DeKalb) – Good Condition identified in 2014 inspection
- M-12 (Dixon) – Good Condition identified in 2014 inspection
- M-14 (Downers Grove) – Good Condition identified in 2014 inspection

Toll Plazas

There are a total of 75 toll plazas consisting of 24 mainline plazas and 51 ramp plazas located throughout the Illinois Tollway system. Of those inspected during the most recent inspection cycles:

- 3 (4.0%) were recently constructed and not inspected,
- 5 (6.7%) were last rated in excellent condition,
- 61 (81.3%) were last rated in good condition,
- 6 (8.0%) were last rated in poor condition, and
- 0 (0%) were last rated in critical condition.

The majority of Toll Plazas throughout the Illinois Tollway system were last rated in excellent to good condition. There are six Toll Plazas systemwide last rated in poor condition. These facilities will be monitored until repair or replacement is completed. Items noted as recently constructed above have yet to be phased into the inspection schedule due to the expectation that they will remain in excellent condition for several years. These facilities are scheduled for inspection during the 2015 through 2018 inspections.

Telecommunication Towers

There are a total of nine stand-alone Telecommunication Towers which include a local control building housing fiber, IT and communication requirements located throughout the Illinois Tollway system. There are a total of 62 communication towers that relay data throughout the system that are located at toll plazas or maintenance facilities where the communication is routed directly into a communications room within that facility and therefore inspected as part of that facility. Of those stand-alone Telecommunications Towers inspected during the most recent inspection cycles:

- 0 (0%) were recently constructed and not inspected,
- 1 (11.1%) was last rated in excellent condition,
- 8 (88.9%) were last rated in good condition,
- 0 (0%) were last rated in poor condition, and
- 0 (0%) were last rated in critical condition,

All Telecommunication Towers throughout the Illinois Tollway system were last rated in excellent to good condition.

Oases

In 2002, the Illinois Tollway entered into a lease agreement with a private company for the operation of the seven Oases on the system. The lease agreement required the company to rehabilitate the Oases. Oasis remediation work, including new fuel stations, car wash and convenience stores at all oases, was completed and all reopened between 2004 and 2006. The facilities, fueling stations and car parking lots were upgraded as part of these projects; however, little or no work was completed in the adjacent truck parking lots. Additionally, inspections became the responsibility of the lessees upon completion of the rehabilitation projects. In 2009, at the request of the Illinois Tollway, the inspections of the Oases by the Consulting Engineer resumed.

All Oases were last rated in good condition, requiring minor or no repair work, except for the truck parking lots and some access roads with the exception of the parking areas which are exhibiting deterioration requiring repair.

Demolition of the Des Plaines Oasis main building was completed in 2014 as part of the first phase of the Elgin-O'Hare Western Access interchange construction. The ramps, service stations and parking areas will remain on a temporary basis until eventual demolition also as

part of the Elgin-O'Hare Western Access interchange construction.

In September 2013, the Illinois Tollway Board approved a resolution to reconstruct Oases parking lots with half of the costs to be reimbursed by the leasing company. Rehabilitation and/or reconstruction of the parking areas at the Oasis facilities commenced in 2014.

2.5 Intelligent Transportation Systems (ITS)

Deployment of Intelligent Transportation Systems (ITS) on the Illinois Tollway began in the late 1980s with installation of Road Weather Information Systems (RWIS) for monitoring atmospheric and pavement conditions during inclement weather. The system was further expanded with the construction of a system-wide fiber optic communications network and the I-PASS electronic tolling initiative in the late 1990s.

Since then, the Illinois Tollway ITS system has been expanded and enhanced in an effort to reduce the incident timeline (the time from once an incident is detected, to the time the incident is cleared and the roadway is returned to normal conditions) to include a system-wide network of communications, monitoring, and traveler information tools. This system has enhanced the Illinois Tollway's ability to meet the overarching traffic and incident management goals and objectives of improving the mobility, efficiency, and safety of the Illinois Tollway roads.

To date the Illinois Tollway ITS system includes the following primary components:

- System-wide fiber optics and communications equipment
- Closed Circuit Television (CCTV) camera surveillance– for detecting, verifying and monitoring congestion and incidents
- Dynamic Message Signs (DMS) – for providing traveler information such as travel time, roadway conditions and incidents to motorists ahead of major decision points on the roadway
- Microwave Vehicle Detection System (MVDS) – for measuring volume, vehicle speed and roadway land occupancy on both the mainline and ramps. The data from this detection system provides the basis for the Illinois Tollway's posted travel times
- Portable Changeable Message Signs (PCMS) – for providing traveler information to motorists on a short-term basis or within construction zones
- Weigh-in-Motion (WIM) – to assist overweight vehicle enforcement measuring the weight of vehicles moving at highway speeds
- Road Weather Information Systems (RWIS) – to assist roadway operations to prepare and respond to snow and ice events by measuring atmospheric and pavement conditions
- Wireless Queue/Count Stations – for automatic queue detection, wrong way driver detection and traffic counting

These components are integrated into a centralized Traffic Information System (TIMS) software package, which is monitored and controlled from the Traffic Operations Center at the Central Administration (CA) building. The TIMS software package is a management platform that allows operators to monitor traffic conditions in real-time, manage response and clearance of incidents, monitor construction zones, and communicate with a variety of stakeholders including Illinois Tollway staff, other Traffic Management Centers, the media, and directly to the motorist.

Since 2010, the Illinois Tollway's focus has shifted from significant expansion of the ITS system, which coincided with the broader CRP, to filling in gaps in the system with devices to better manage traffic operations, while maintaining and improving the existing assets. While additional deployment was scaled down compared to recent years, the system did continue to expand as

part of both standalone ITS projects and the “mainstreaming” of ITS system within larger roadway rehabilitation projects. Major deployments included the following:

- The first corridor wide solar powered / wireless communications CCTV & Roadway Sensor project was undertaken in 2013. Twenty-eight elements were implemented and fully utilized during 2013. These same units will continue to be utilized during 2014 and will subsequently be converted to AC power and FOC communications at the end of 2014.
- The digitization of existing analog video cameras across the system was started during the 2013 construction season under the project name Digital Video Migration. This project also includes a digital video recording system for all security cameras in the system along with an upgrade to all Mainline Plaza Supervisor’s offices by equipping them with a Digital Video Workstation.
- As part of the Digital Video Migration (DVM) project, the Traffic Operations Center (TOC) will be renovated with a new Video Wall along with new video servers and a new TIMS software interface for video.
- Nokia (formerly Traffic.com) Revenue Reinvestment: Currently both Nokia owned and Illinois Tollway owned traffic sensors are operated and operationally maintained by Nokia. As the Illinois Tollway contract with Nokia comes to an end in 2014, the Illinois Tollway’s TIMS Integrator has started working towards an integration plan on all existing and new sensor data into the existing system. This includes data coming in on wireless modems as well as on existing or new FOC (Fiber Optic) systems. As 2014 construction contracts get underway, the amount of roadway and ramp sensors will continue to expand as the overall desire is to place sensors in a tighter configuration allowing for more accurate travel times.
- Improve maintenance and management systems with the goals of reducing system downtime. Significant progress has been made towards the implementation of a comprehensive maintenance and management program during the previous two years. Two contracts have been instrumental in this process and its continued progress. The ITS and Fiber Optics Program Management and Support contract has assisted the Illinois Tollway in developing maintenance procedures and the management tools to effectively and efficiently implement those procedures. The Traffic and Security Monitoring and Management Systems Maintenance contract has provided the Illinois Tollway with hands on repair and replacement services for field equipment and devices. Both of these contracts were renewed in 2012.

Plans for 2014 focused on the integration of the new Active Traffic Management (ATM) “smart corridor” along I-90 as the predecessor to the integration of autonomous/connected vehicles, as well as enhancement of key ITS components. Specific major initiatives include the following:

- The Illinois Tollway is in the process of designing its “smart corridor” along the Jane Addams Memorial Tollway (I-90) corridor as part of the current Capital Programs. This corridor will include a combination of Illinois Tollway traditional ITS devices, such as CCTV, MVDS and enhanced full color/full matrix DMS capable of illustrating color and graphic messages, to the addition of Lane Control Signals (LCS) over each. The LCS will be installed on full span gantries over every lane within the corridor. Being able to depict if a lane is open (green arrow), closed (red “X”), or merging (yellow diagonal arrow), the Illinois Tollway will be able to communicate more efficiently with its

customers by directing traffic in, around and through traffic congestion and incidents. The goal with the corridor is to increase roadway efficiency and safety through this implementation.

- Continued ITS expansion through small systemwide projects including DMS upgrades, Type 2 DMS installations near potential ramp queue locations, new CCTV installations not covered by the *Move Illinois* Program, System Wide Ramp Queue Detectors and a permanent truck scale at Maintenance Facility M-2 (Hillside).
- Design and integrate new CCTV and MVDS poles that have less deflection during windy conditions to aid in the observation of the roadway at the TOC. Current CCTV poles deflect more than the industry standard of 1-inch within a 30 MPH wind, which is magnified when TOC operators zoom into specific roadway locations. By installing these new poles, the CCTV cameras are better equipped to provide better situational awareness of the roadway conditions.

2.6 Environmental Initiatives

The Illinois Tollway is committed to protecting the environment and implementing numerous green initiatives throughout the Illinois Tollway system and its construction projects. In general, recycling and waste reduction is utilized in most construction projects including recycling tires, shingles or waste asphalt surfaces in new HMA pavements or rubblized old concrete in new base materials. The Illinois Tollway is also working with Argonne Laboratories to investigate various solar technologies effectiveness in the upper Midwest. As part of the Illinois Tollway's 15-year Move Illinois program, design has begun to retrofit maintenance yards to achieve LEED status including better protection of stormwater and introducing Green Infrastructure Practices. 2014 environmental initiatives throughout the Illinois Tollway included both the continuation of previous commitments along with new programs. The following is a summary.

Systemwide Threatened and Endangered Species Mitigation

The Illinois Tollway continued its endangered species mitigation, as part of previous projects throughout the Illinois Tollway system including the construction of the I-355 South Extension, I-294 and I-90 widening and reconstruction for the Hine's Emerald Dragonfly (Hine's), Eastern Massasauga Rattlesnake (Massasauga) and Black Sandshell Mussel (Sandshell), respectively.

Large scale mitigation efforts associated with the Hine's, including habitat enhancement and creation along with the establishment of a captive rearing program for the species and genetic research on its distribution had been conducted in previous years. Mitigation activities for the species in 2014 included the management of enhanced and created habitats along with further refining the established captive rearing program. Those efforts completed last year fulfilled all regulatory requirements for the species and in 2015 the Illinois Tollway will be seeking closure on its mitigation requirements for the Hine's from the United States Fish and Wildlife Service and the United States Army Corps of Engineers.

Activities associated with the Massasauga and Sandshell were limited in 2014, as site conditions did not allow for substantial efforts to be completed. The completion of mitigation commitments for the Massasauga include conducting an approximate 30 acre controlled burn at the Portwine Woods site that is owned by the Forest Preserve District of Cook County and a 100 hour survey of the site for the species. These efforts are scheduled to be completed in 2015. Additionally, surveys and collections of gravid (pregnant) Sandshells are planned for early spring of 2015 to aid the established captive rearing program. A free release of reared specimens is planned for the spring of 2016.

Systemwide Wetland and Waters Mitigation

North Chicago Mitigation Site:

The Illinois Tollway partnered with IDOT on a 160-acre wetland mitigation project in North Chicago. Work at the North Chicago mitigation site commenced in 2010 with the clearing of invasive trees, shrubs, and herbaceous plants. The clearing work allowed for the re-establishment of the native prairie and diverse wetland complex providing a home to endangered species and benefitting a wide range of wildlife. Additional benefits include a deep and fibrous root system that can infiltrate rain water resulting in flood reduction and uptake nutrients resulting in improved water quality within the Des Plaines watershed. The site is anticipated to receive U.S. Army Corps of Engineers sign-off in 2016, pending confirmation it meets all applicable performance standards. Once sign-off has been secured, the Illinois Department of Natural Resources will take over long-term management of the site.

I-294/I-57 Interchange:

Construction began in 2012 on the I-294/I-57 Interchange Project. Dixie Creek and the I-57 Drainage Ditch were relocated and improved by constructing larger channel cross sections and creating a low flow channel and floodplain shelf. The low flow channel was meandered through the bottom of the channel to provide more natural flow characteristics, velocity dissipation, and refuge for aquatic life. In 2013, native vegetation was planted on the banks to prevent erosion and provide habitat for butterflies and other wildlife. The native vegetation will complement the adjacent natural areas and was monitored in 2014 for establishment. Additionally, the Nature Conservancy is conducting wetland mitigation on 45 acres at the Indiana Boundary Prairies to offset isolated wetland impacts, associated with the interchange. The Indiana Boundary Prairies is a consortium of sites within the vicinity of the interchange that are dedicated Nature Preserves.

The monitoring and management efforts at these sites are being provided by a combination of consultants, contractors, and universities. Monitoring reports are provided to the regulatory agencies on an annual basis.

Fox River Country Day School Forested Fen:

The Illinois Tollway partnered with the City of Elgin and the Forest Preserve District of Kane County for the purchase of a high-quality forested fen wetland, one of two in the State, located at IL Route 25 off of the Jane Addams Memorial Highway, just north of Trout Park. In 2014, work activities on the site consisted of the removal of woody invasive trees on the eastern bluff of the Fox River to make room for the rich understory of sedges and other high quality and rare plants. Additionally, in spring of 2014, the site was formally dedicated as an Illinois Nature Preserve. This marked the first time an Illinois Tollway mitigation site gained this designation while being an active mitigation site.

Orland Grassland South:

The Illinois Tollway developed, advertised and let a construction contract for the restoration of a 162-acre site near Orland Park known as Orland Grassland South. Restoration activities include native planting and seeding, invasive species control, removal of drain tiles, creation of a snake hibernaculum, and the restoration of a section of tributary to Marley Creek. Public access will be provided with the construction of a new entrance road, parking lot, and a path system. The work began in the fall of 2014 and will be completed in 2019. Formerly farmland, the property is owned by the Forest Preserve District of Cook County and is adjacent to the 960-acre Orland Grassland Preserve, which provides important breeding habitat for grassland birds. The site provides optimal conditions for wetland restoration on a large scale and 58 acres of

wetland mitigation credit to offset impacts from the rebuilding/widening of Jane Addams Memorial Tollway (I-90).

St. James Farm Stream Restoration:

The Illinois Tollway provided funds to the Forest Preserve District of DuPage County to restore Spring Brook No. 1 Creek within the St. James Farm Forest Preserve in Warrenville. The Illinois Tollway's contribution will fund the restoration and stabilization of a half-mile section of the stream. Restoration activities include re-meandering the creek back to its pre-settlement configuration which will lengthen the flow path which reduces flooding and improves water quality. Restoration will also provide aesthetic improvements to enhance the natural setting of the popular recreational site. Once restoration is complete, native forbs will attract wildlife such as hummingbirds, dragonflies, and butterflies. The stream bed will serve as habitat to native fish, mussels, and other invertebrates to improve the quality of the water and enhance the entire corridor. This work is part of a broader effort by the Forest Preserve District to restore a 1.5-mile section of creek to free-flowing condition. This section runs through the St. James Farm and Blackwell Forest Preserves. Funding of this project will provide mitigation for the impacts from Elgin O'Hare Western Access Project.

Pine Dunes Wetland Mitigation:

The Illinois Tollway partnered with the Lake County Forest Preserve to restore the 315-acre Pine Dunes Forest Preserve District parcel. This parcel contains approximately 220 acres of upland that is currently under agricultural production or is woodlands comprised of White Oak, Red Oak, and other desirable hardwood trees. The Illinois Tollway, in 2014, established a construction contract for wetland creation and enhancement, stream stabilization, and the transition of farmed hills to prairie and savanna ecotypes and will serve as mitigation for the Elgin O'Hare Western Access Project.

Approximately 52 acres of wetland restoration and 33 acres of wetland enhancement will take place, 158 acres of upland agricultural land will be restored to native grassland, and 6,800 linear feet of surface water will be restored to its original landforms prior to being modified and drained for farming activities in the mid to early 1900's. The project will include 2.8 miles of bike path, a parking lot, a restroom, and drinking water. Included in the 85 acres of wetland restoration/enhancement is the creation of biologically engineered swales to reconnect existing wetlands to their historic connection to the Des Plaines River. The uplands will be restored to a complex of prairie and savanna that will help reduce soil erosion and improve water quality.

This 315-acre addition to the Lake County Forest Preserve will add to a large ecological complex that the Forest Preserve District and the Illinois Department of Natural Resources have been acquiring over the past two decades. There are now over 5,300 acres of natural habitat that is protected as open space either through direct acquisition, conservation easements, or mitigation sites; this acreage makes up the regional trail and greenway in northern Lake County. The Pine Dunes preserve is an important linkage of nine Forest Preserve sites, a state land and water reserve, and a floodplain system which will greatly add to the diversity of the natural communities.

Bioswale Water Quality Improvement Demonstration Project

The Bioswale Demonstration Project is a water quality improvement/stormwater management project designed to treat roadway surface water runoff. Bioswales are open, gently sloping, vegetated channels designed to filter stormwater runoff from the roadway. By slowing and filtering the water, pollutants settle in the bioswale prior to reaching the nearest stream or waterway. The Illinois Tollway partnered with the Forest Preserve District of Cook County to

construct bioswales on 16 acres of Forest Preserve property adjacent to the North Tri-State Tollway (I-294/I-94).

21 bioswales along more than 30,000 linear feet of roadway were planted with a mix of seed selected for tolerance to the harsh roadside environment while at the same time providing a water quality benefit. Construction of the bioswales was completed in 2011, the University of Illinois and Illinois Natural History Survey have and continue to provide monitoring data on the vegetative and water quality and quantity of the project's performance. The on-going water quality monitoring shows that roadway pollutants are being removed and attenuated by the bioswales. Additional years of monitoring will attempt to further clarify and better quantify the stormwater quality improvements and success of the project.

Green Interchange (I-90 at IL Rt. 47)

In partnership with IDOT, the Village of Huntley, and Kane and McHenry Counties, the Illinois Tollway initiated design efforts and constructed a complete interchange at the Jane Addams Memorial Tollway (I-90) and Illinois Route 47. This interchange is the Tollway's first "green" interchange. The interchange incorporated stormwater Best Management Practices along with energy efficiency and renewable energy sources, including LED lighting, naturalized detention basins planted with native vegetation for water quality improvements, ramp shoulder pavement that reduces stormwater runoff by allowing water to seep into voids within the pavement, geothermal heating and cooling systems on toll plaza buildings, and reflective roof applications as well as vegetative trellises on toll plaza buildings designed to reduce the energy demands of the buildings.

NPDES Inspection and Annual Reporting

The Illinois Tollway maintains compliance with the Illinois EPA's Storm Water Management Program ILR40 Permit conditions (ILR40 Permit) under the Small Municipal Separate Storm Sewer System (MS4), permit number ILR400494. An inspection of the entire system is completed annually. In addition, an NPDES outfall inspecting program has been implemented so that each outfall covered under the 2009 MS4 permit is inspected once during the five year period. The Annual Inspection includes data collection for storm sewer base map development, illicit discharge recording and visual dry weather screening for the entire system. The Illinois Tollway has an electronic record keeping system which facilitates documentation of compliance with the six minimum control measures listed in the ILR40 Permit. Electronic records are kept for documenting efforts to comply with the permit to the maximum extent possible which include: erosion control plan reviews, pre-construction minutes, County Soil and Water Conservation District involvement, Notice of Intent forms, any Incidence of Non-Compliances that may be issued, Notice of Termination forms, and Post Construction Punch Lists.

INVEST

The Illinois Tollway committed to making the *Move Illinois* Capital Improvement Program the cleanest and greenest program in its history. In order to measure this and accurately report to stakeholders, the Illinois Tollway has adopted the FHWA's INVEST (Infrastructure Voluntary Evaluation Sustainability Tool) Program. INVEST contains three modules, one each for System Planning, Project Development, and Operations and Maintenance, which score institutional and project sustainability. The Illinois Tollway has conducted scores on historic and current programs in order to obtain a baseline score for current practices, and has initiated the scoring of Projects currently in design. The Illinois Tollway plans to use this program to improve sustainability throughout its programs, identify areas where sustainability can be improved, and

report sustainability efforts to its stakeholders.

2.7 Systemwide Flooding Study

Severe pavement flooding occurred along the Tri-State Tollway (I-294) between Cermak Road and 31st Street on the morning of July 24, 2010. The Consulting Engineer investigated the site and determined that all southbound mainline lanes and the southbound Cermak Road exit ramp were flooded with up to 2.5 feet of standing water. This situation was generally attributable to several factors, including:

- Stormwater runoff leaving the Illinois Tollway's jurisdiction into a private drainage system which acted as a bottleneck.
- The low pavement elevations along the Tri-State Tollway (I-294) did not have an overflow route to Salt Creek for higher frequency storm events in case the drainage system was surcharged.
- A detention basin stand-pipe control structure that was clogged by debris.
- The dual 60-inch diameter culverts draining offsite runoff beneath the Tri-State Tollway (I-294) were restricted by the dual 60-inch diameter culverts beneath Cermak Road since one of these pipes was lined with a 30" diameter pipe. There was also some riprap material located at the downstream end of these culverts that impeded some of the runoff.

Subsequent to this flood event, the Consulting Engineer conducted a survey of the entire Illinois Tollway roadway system for locations with similar issues.

The Consulting Engineer studied as-built drawings and interviewed each Maintenance Section Manager to determine which locations exhibit traits with a potential risk of flooding. A field evaluation was then conducted at each of these predetermined locations and documented utilizing the Illinois Tollway's GIS database.

During the field evaluations, potential for flooding was ranked based on the following criteria:

- Site geometry including roadway and site grading.
- Presence and condition of drainage structures and surrounding right of way.
- Condition of stormwater runoff receiving stream or destination.
- Determination if stormwater runoff enters another agency's jurisdiction prior to reaching the receiving stream or destination.

Based upon this investigation, one location along the Tri-State Tollway (I-294) south of Cermak Road at milepost 29.3 was noted with a high risk of flooding. Additionally, twelve locations were noted with a moderate risk of flooding. Drainage improvement work at these locations has been added to existing contracts and the Maintenance Division has begun to implement minor repairs to decrease the flooding risk at these locations.

The locations noted with a low flood risk either require no improvements or minor repairs that will decrease the flooding risk. The minor repairs have been or will be performed by the Maintenance Division.

Four locations identified as requiring no work to mitigate flooding potential have been included for special inspections as part of the annual visual inspections of the drainage system to monitor the flow conditions within each location.

A large storm event also occurred on April 18, 2013, resulting in pavement flooding at several locations. As a result of this flooding, the following studies were completed as part of design contract RR-12-4083:

- Task Order #5: Flooding at I-294 milepost 27.4, SB exit ramp to Ogden Avenue
- Task Order #7: Flooding at I-294 milepost 29.3, Cermak Avenue
- Task Order #14: Flooding of I-90 to SB I-294 Ramp G at Willow Creek

These studies evaluated the local flooding problems, and provided recommendations to mitigate the flooding in these areas. To date, the following has been completed or programmed:

- Flooding at I-294 milepost 27.4, SB exit ramp to Ogden Avenue
 - Construction was completed in 2014 to raise the profile of this ramp to mitigate flooding issues.
- Flooding at I-294 milepost 29.3, Cermak Avenue
 - Work to mitigate flooding issues at this location is programmed to be included with the Central Tri-State (I-294) reconstruction schedule to occur in 2021 to 2022. This area will continue to be monitored until the scheduled work is complete.
- Flooding of I-90 to SB I-294 Ramp G at Willow Creek
 - Work to mitigate flooding issues at this location has been included with the Jane Addams Memorial (I-90) corridor reconstruction and widening scheduled to occur in 2015.

3.0 Move Illinois: The Illinois Tollway Driving the Future

What was envisioned in 1953 as a bypass to route interstate traffic around Chicago has become an integral hub for commerce and commuter travel and a system of roadways critical to the movement of goods, services, and people throughout Northern Illinois. The Illinois Tollway has planned for the future to ensure that its customers have a fully rebuilt, state-of-the-art system that will provide better travel conditions and accommodate the needs of the traveling public well into the 21st century.

As required by the Toll Highway Act, the Illinois Tollway undertook a process to develop a long-term capital plan which resulted in a comprehensive 15-year capital program to complete the rebuilding of the 55-year old system and commit approximately \$12 billion in transportation funding to improve mobility, relieve congestion, reduce pollution and link economies across Northern Illinois. *Move Illinois: The Illinois Tollway Driving the Future* (Move Illinois Program) mapped out the Illinois Tollway's next capital program for 2012 – 2026.

The *Move Illinois* Program will create jobs, stimulate local economies and provide the congestion relief customers want and need. The Illinois Tollway is committed to ensuring that this region remains competitive with other major cities in the U.S. and around the world and unlocking the economic potential of the region for years to come.

The program outlined in this report funds necessary improvements to the existing Illinois Tollway system. These needs are programmed to be performed at the right time to keep the existing 286 centerline miles in a state of good repair. The projects include:

- Reconstructing and widening the Jane Addams Memorial Tollway (I-90) from the Tri-State Tollway (I-294) near O'Hare Airport to the I-39 interchange in Rockford
- Reconstructing the central Tri-State Tollway (I-294) from 95th Street to Balmoral Avenue and the Edens Spur (I-94)
- Preserving the Reagan Memorial Tollway (I-88)
- Preserving the Veterans Memorial Tollway (I-355)
- Repairing roads, bridges, and maintenance facilities
- Other capital projects

In addition, the program commits money to new priority projects that focus on enhancing regional mobility including:

- Constructing a new interchange at I-294/I-57 and 147th Street ramps
- Constructing the Elgin O'Hare Western Access, including completion of the Elgin O'Hare and construction of the West Bypass between I-90 and I-294, and rehabilitation and widening of the existing Elgin O'Hare Expressway
- Planning for transit options on the Jane Addams Memorial Tollway (I-90)
- Planning for the Illinois Route 53 Corridor
- Planning for other routes as determined by the Board of Directors

Some of the projects included in the Move Illinois Program have been modified from the previous capital program, the Congestion-Relief Program (CRP). The current state of the CRP is described in detail in Section 5.0 of this report.

The table below provides the estimated annual program expenditures required to fund the current *Move Illinois* Program. This table is based upon information provided by: (i) the Illinois Tollway for the years 2012 through 2014; and (ii) the Program Management Office (PMO), a consultant to the Illinois Tollway, for the years 2015 through 2026.

Table 13: Move Illinois Program – Estimated Program Expenditures

Year	Move Illinois Program Estimated Program Expenditures (1) (Million)
2012	\$108.2
2013	\$502.2
2014	\$886.7
2015	\$1,211.4
2016	\$1,185.6
2017	\$873.8
2018	\$830.3
2019	\$812.2
2020	\$813.3
2021	\$1,071.3
2022	\$1,221.0
2023	\$800.9
2024	\$662.3
2025	\$484.7
2026	\$685.8
Total	\$12,149.7

Notes:

- (1) From time to time, the Illinois Tollway may receive reimbursements under various intergovernmental agreements. Estimated program expenditures does not assume credit for such reimbursements with the following exceptions:
- For completed years (2012-2014) the totals are net of reimbursements received under various intergovernmental agreements
 - A credit of \$300 million is assumed for the Elgin O'Hare Western Access project (EOWA). The program anticipates contributions from local, federal and other sources valued at approximately \$300 million in years 2016-2025 for interchange and access improvements.

4.0 **Move Illinois Project**

The basis for *Move Illinois: The Illinois Tollway Driving the Future* was a capital needs analysis performed by Illinois Tollway staff and consultants that included a comprehensive assessment of the current and future physical and operational characteristics of the entire Illinois Tollway system. Previous long-range plans were reevaluated, the needs of communities and stakeholders were catalogued and new technology and transit opportunities were explored.

This evaluation became the foundation of the new capital program, which will provide additional capacity, relieve congestion and meet the needs of the traveling public and the businesses and communities served by the Illinois Tollway into the next decade and beyond.

Bond proceeds and Illinois Tollway revenues will be used to fund *Move Illinois*. The following describes the projects that make up the overall *Move Illinois* Program, which projects may be funded in whole or in part with bond proceeds.

The PMO has developed a variety of methods for verifying the various types of estimates. The Consulting Engineer believes that the cost tracking and estimating practices presently used by the PMO for *Move Illinois* are appropriate.

The Consulting Engineer relied on the PMO to provide the scopes of work and estimates of construction costs. It should be noted that under the Consulting Engineer contract, cost estimating services are provided to the Illinois Tollway and are directed by the PMO. The Consulting Engineer provided the PMO with annual costs associated with major maintenance for segments of the system required before reconstruction or rehabilitation projects are implemented. These costs are included in the Bridge and Ramp Repairs and other projects described within this section.

The project construction costs (for projects other than Systemwide Improvements) and durations were developed by the PMO and are predicated, at the time of this report, on the following basic assumptions:

1. Project construction will be in general conformance with past Illinois Tollway practices;
2. Construction scope and schedule shall be as described below;
3. Construction costs are escalated to the mid-point of construction;
4. Escalation rate is 5% APR, compounded annually, unless noted otherwise, and
5. No unforeseen conditions / circumstances or unusual price escalation not currently identified will occur.

Specific elements of the *Move Illinois* Program discussed in this report are described in the following sections.

4.1 **Jane Addams Memorial Tollway (I-90)**

Kennedy Expressway to Elgin Toll Plaza – Reconstruct / Add Lane

Length: 25.0 miles

Project Description: Reconstruct & widen from six to eight lanes.

Project benefits:

- Provide congestion relief by expanding the roadway from six to eight lanes.
- Provide median lane and median shoulder widening in each direction.
- Improve safety and mobility throughout the corridor.
- Reduce annual maintenance costs.

- Improve ride quality and traffic flow by replacing 50+ year-old pavement.
- Upgrade to current standards and operational requirements.

Construction Period: 2013-2016

Total Cost (Escalated): \$1,486.6 million

The estimated project cost was adjusted from \$1,441.2 million in the June 2015 Consulting Engineer's Report due to refined design cost estimates and construction bidding.

Elgin Toll Plaza to IL Route 47 – Reconstruct / Add Lane

Length: 7.5 miles

Project Description: Reconstruct & widen from four lanes to six lanes.

Project benefits:

- Provide congestion relief by expanding the roadway from four to six lanes.
- Provide median lane and median shoulder widening in each direction.
- Improve safety and mobility throughout the corridor.
- Reduce annual maintenance costs.
- Improve ride quality and traffic flow by replacing 50+ year-old pavement.
- Upgrade to current standards and operational requirements.

Construction Period: 2013-2015

Total Cost (Escalated): \$198.0 million

The estimated project cost was adjusted from \$240.5 million in the June 2015 Consulting Engineer's Report due to refined design cost estimates and construction bidding.

IL Route 47 to I-39 – Reconstruct / Add Lane

Length: 29.0 miles

Project Description: Reconstruct & widen from four to six lanes.

Project benefits:

- Provide congestion relief by expanding the roadway from four to six lanes.
- Provide median lane and median shoulder widening in each direction.
- Improve safety and mobility throughout the corridor.
- Reduce annual maintenance costs.
- Improve ride quality and traffic flow by replacing 50+ year-old pavement.
- Upgrade to current standards and operational requirements.

Construction Period: 2013-2015

Total Cost (Escalated): \$491.7 million

The estimated project cost was adjusted from \$491.3 million in the June 2015 Consulting Engineer's Report due to refined design cost estimates and construction bidding.

Kennedy Expressway to I-39 – Transit Accommodation

Length: 61.5 miles

Project Description: Miscellaneous improvements to allow future transit accommodation that are contracted as part of the roadway and bridge reconstruction and widening projects. The costs of median lane widening and median shoulder widening to accommodate transit are included in the section costs above. This widened cross section could be used for future operational improvements. SMART technology initiatives are also included within the main roadway sections above.

Project benefits:

- Allows operation of a Bus Rapid Transit (BRT) system (by others)
- Allow for accommodation of rail transit in the future (by others)
- Provides basic infrastructure for lane management of transit and Illinois Tollway system users

Construction Period: 2013-2015 (Note: Transit Accommodation construction timeline includes those forecasted in main roadway sections above)

Total Cost (Escalated): \$0.9 million

No adjustment from the June 2015 Consulting Engineer's Report.

Kennedy Expressway to I-39 – ROW Acquisition

Length: 61.5 miles

Project Description: Acquire right-of-way and easements necessary for roadway and bridge reconstruction and widening.

Project benefits:

- Allows projects to move forward with optimal design elements

Construction Period: 2012-2016

Total Cost (Escalated): \$18.4 million

The completion of parcel acquisition has been extended into early 2016 instead of 2015 as shown in the June 2015 Consulting Engineer's Report.

Kennedy Expressway to I-39 – Utility and Fiber Optic Relocation

Length: 61.5 miles

Project Description: Relocate Illinois Tollway owned fiber optic and private utilities to accommodate roadway and bridge reconstruction and widening.

Project benefits:

- Allows projects to move forward with optimal design elements
- Maintains Illinois Tollway fiber optic continuity
- Modernize utilities crossing Illinois Tollway right-of-way as necessary

Construction Period: 2012-2016

Total Cost (Escalated): \$121.8 million

The estimated project cost was adjusted from \$121.9 million in the June 2015 Consulting Engineer's Report due to refinement in scope and to account for work completed to date for the various utility projects, fiber optic relocations and NSMJAWA water main relocation.

Kennedy Expressway to I-39 – Bridge and Ramp Repairs

Length: 61.5 miles

Project Description: Reconstruct or rehabilitate crossroad bridges and ramps.

Project benefits:

- Upgrade to current standards and operational requirements
- Preserve and maintain the crossroad structures and ramps
- Reduce maintenance costs

Construction Period: 2013-2026

Total Cost (Escalated): \$17.9 million

The estimated cost was adjusted from \$21.8 million in the June 2015 Consulting Engineer's Report due to reallocation of scope for maintenance repairs in 2022-2026 between the Kennedy Expressway and I-39 in order to maintain clarity between the initial reconstruct and add lane work from the future maintenance repair work. This scope was previously reflected within the mainline reconstruct/add lane sections of the Kennedy Expressway to Elgin Toll Plaza, Elgin Toll Plaza to IL Route 47 and IL Route 47 to I-39.

4.2 Tri-State Tollway (I-94/I-294/I-80)

95th Street to Balmoral Avenue – Reconstruct

Length: 22.3 miles

Project Description: Reconstruct existing eight lanes of pavement.

Project benefits:

- Improve ride quality and traffic flow by replacing 50+ year-old pavement
- Reduce annual maintenance costs
- Upgrade to current standards and operational requirements

Construction Period: 2017-2018, 2020-2023**Total Cost (Escalated):** \$1,661.4 million

No change in cost from the June 2015 Consulting Engineer's Report. The start of the construction period has changed from 2021 as noted in the June 2015 Consulting Engineer's Report.

Edens Spur – Reconstruct**Length:** 5.0 miles**Project Description:** Reconstruct existing four lanes of pavement.**Project benefits:**

- Improve ride quality and traffic flow by replacing 50+ year-old pavement
- Reduce annual maintenance costs
- Upgrade to current standards and operational requirements

Construction Period: 2021-2022**Total Cost (Escalated):** \$126.5 million

No adjustment from the June 2015 Consulting Engineer's Report.

Bishop Ford Expressway to Russell Road – Bridge and Ramp Repairs**Length:** 78.0 miles**Project Description:** Reconstruct or rehabilitate crossroad bridges and ramps.**Project benefits:**

- Upgrade to current standards and operational requirements
- Preserve and maintain the crossroad structures and ramps
- Reduce maintenance costs

Construction Period: 2012-2026**Total Cost (Escalated):** \$ 304.7 million

No adjustment from the June 2015 Consulting Engineer's Report.

Bishop Ford Expressway to Russell Road – ROW Acquisition**Length:** 78.0 miles**Project Description:** As necessary during reconstruction or repair projects, will provide right-of-way and easements for improvements.**Project benefits:**

- Allows projects to move forward with optimal design elements

Construction Period: 2015-2016**Total Cost (Escalated):** \$3.0 million

No adjustment from June 2015 Consulting Engineer's Report.

Bishop Ford Expressway to Russell Road – Utility and Fiber Optic Relocation**Length:** 78.0 miles**Project Description:** As necessary during reconstruction or repair projects, will provide relocation of fiber optic and private utilities for improvements.**Project benefits:**

- Allows projects to move forward with optimal design elements
- Maintains Illinois Tollway fiber optic continuity

Modernizes utilities crossing Illinois Tollway right-of-way as necessary

Construction Period: 2017-2019**Total Cost (Escalated):** \$9.0 million

No change in cost from June 2015 Consulting Engineer's Report. The construction period has changed from 2014-2020 as noted in the June 2015 Consulting Engineer's Report.

4.3 Veterans Memorial Tollway (I-355)

I-55 to Boughton Road, Collector-Distributor Roads, North Avenue to Army Trail Road – Mill, Patch, and Overlay – CONSTRUCTION COMPLETE

Length: 17.5 miles

Project Description: Rehabilitate remaining original (1992) I-355 pavement between I-55 and Army Trail Road. Add safety improvements throughout.

Project benefits:

- Preserve and maintain the existing pavement
- Improve ride quality and traffic flow
- Reduce annual maintenance costs

Upgrade to current standards and operational requirements

Construction Period: 2013

Total Cost (Escalated): \$21.9 million

No changes from June 2015 Consulting Engineer's Report.

I-55 to Army Trail Road – Mill, Patch, and Overlay

Length: 17.5 miles

Project Description: Second rehabilitation of the original I-355 pavement between I-55 and Army Trail Road.

Project benefits:

- Preserve and maintain the existing pavement
- Improve ride quality and traffic flow
- Reduce annual maintenance costs

Upgrade to current standards and operational requirements

Construction Period: 2018-2020

Total Cost (Escalated): \$189.1 million

No adjustment in cost from June 2015 Consulting Engineer's Report. The start of the construction period has changed from 2017 as noted in the June 2015 Consulting Engineer's Report.

I-80 to Army Trail Road – Bridge and Ramp Repairs

Length: 30.0 miles

Project Description: Reconstruct or rehabilitate crossroad bridges and ramps.

Project benefits:

- Upgrade to current standards and operational requirements
- Preserve and maintain the crossroad structures and ramps
- Reduce maintenance costs

Construction Period: 2018, 2023 and 2026

Total Cost (Escalated): \$290.0 million

No changes in cost from June 2015 Consulting Engineer's Report.

I-80 to Army Trail Road – ROW Acquisition

Length: 30.0 miles

Project Description: As necessary during reconstruction or repair projects, will provide right-of-way and easements for improvements.

Project benefits:

- Allows projects to move forward with optimal design elements

Construction Period: 2018

Total Cost (Escalated): \$0.5 million

No changes in cost from June 2015 Consulting Engineer's Report. The construction period has changed from 2015 as noted in the June 2015 Consulting Engineer's Report.

I-80 to Army Trail Road – Utility and Fiber Optic Relocation

Length: 30.0 miles

Project Description: As necessary during reconstruction or repair projects, will provide relocation of fiber optic and private utilities for improvements.

Project benefits:

- Allows projects to move forward with optimal design elements
- Maintains Illinois Tollway fiber optic continuity
- Modernizes utilities crossing Illinois Tollway right-of-way as necessary

Construction Period: 2016-2017

Total Cost (Escalated): \$2.0 million

No changes in cost from June 2015 Consulting Engineer's Report. The construction period has changed from a single year 2016 as noted in the June 2015 Consulting Engineer's Report.

4.4 Reagan Memorial Tollway (I-88)

York Road to I-290 - Reconstruct

Length: 1.5 miles

Project Description: Reconstruct existing four and six lanes of pavement.

Project benefits:

- Improve ride quality and traffic flow by replacing 50+ year-old pavement
- Reduce annual maintenance costs
- Upgrade to current standards and operational requirements

Construction Period: 2018-2019

Total Cost (Escalated): \$49.6 million

The estimated project cost was adjusted from \$39.8 in the June 2015 Consulting Engineer's Report due to refined design cost estimates.

East-West Connector Road Between I-294 and I-88 – Reconstruct

Length: 3.7 miles

Project Description: Reconstruct existing four lanes of pavement.

Project benefits:

- Improve ride quality and traffic flow by replacing 50+ year-old pavement
- Reduce annual maintenance costs
- Upgrade to current standards and operational requirements

Construction Period: 2018-2019

Total Cost (Escalated): \$30.0 million

This estimated project cost was adjusted from \$39.8 million in the June 2015 Consulting Engineer's Report due to refined design cost estimates. The period was identified as 2019-2020 in the June 2015 Consulting Engineer's Report.

IL Route 251 to IL Route 56 – Mill, Patch, and Overlay

Length: 38.1 miles

Project Description: Rehabilitate existing four lanes of pavement.

Project benefits:

- Preserve and maintain existing pavement
- Improve ride quality and traffic flow
- Reduce annual maintenance costs

- Upgrade to current standards and operational requirements

Construction Period: 2018-2024

Total Cost (Escalated): \$187.2 million

No changes in cost from June 2015 Consulting Engineer's Report. The completion was modified from 2019 to accommodate multiple stages of construction that more closely relate to the timeframe of required work according to recent pavement condition.

Aurora Toll Plaza to IL Route 59 – Mill, Patch, and Overlay

Length: 5.5 miles

Project Description: Rehabilitate existing six lanes of pavement.

Project benefits:

- Preserve and maintain existing pavement
- Improve ride quality and traffic flow
- Reduce annual maintenance costs
- Upgrade to current standards and operational requirements

Construction Period: 2014, 2020

Total Cost (Escalated): \$41.4 million

No change in cost from June 2015 Consulting Engineer's Report. The construction period was identified as 2020-2022 in the June 2015 Consulting Engineer's Report.

U.S. Route 30 to I-290 – Bridge and Ramp Repairs

Length: 96.5 miles

Project Description: Reconstruct or rehabilitate crossroad bridges and ramps.

Project benefits:

- Upgrade to current standards and operational requirements
- Preserve and maintain the crossroad structures and ramps
- Reduce maintenance costs

Construction Period: 2013, 2018 and 2023

Total Cost (Escalated): \$70.9 million

No change in cost from June 2015 Consulting Engineer's Report. Completion modified from 2018 to 2023.

U.S. Route 30 to I-290 – ROW Acquisition

Length: 96.5 miles

Project Description: As necessary during reconstruction or repair projects, will provide right-of-way and easements for improvements.

Project benefits:

- Allows projects to move forward with optimal design elements

Construction Period: 2016-2017

Total Cost (Escalated): \$1.2 million

No changes in cost from June 2015 Consulting Engineer's Report.

U.S. Route 30 to I-290 – Utility and Fiber Optic Relocation

Length: 96.5 miles

Project Description: As necessary during reconstruction or repair projects, will provide relocation of fiber optic and private utilities for improvements.

Project benefits:

- Allows projects to move forward with optimal design elements
- Maintains Illinois Tollway fiber optic continuity
- Modernizes utilities crossing Illinois Tollway right-of-way as necessary

Construction Period: 2014-2017

Total Cost (Escalated): \$5.5 million

No changes in cost from June 2015 Consulting Engineer's Report. Completion modified from 2016 to 2017

4.5 Systemwide Maintenance Facilities

Maintenance Facilities – Reconstruct / Relocate / Rehabilitate

Locations:

- M-1 (Alsip) – Reconstruct
- M-3 (Park Ridge) – Reconstruct
- M-4 (Gurnee) – Reconstruct / Relocate
- M-5 (Schaumburg) – Reconstruct
- M-6 (Marengo) – Reconstruct
- M-7 (Rockford) – Reconstruct
- M-8 (Naperville) – Reconstruct / Relocate
- M-11 (DeKalb) – Rehabilitate
- M-12 (Dixon) - Rehabilitate

Project Description: Reconstruct, relocate or rehabilitate aging maintenance facilities.

Project benefits:

- Optimize maintenance operations to meet expanded system needs
- Reduce annual facilities maintenance costs

Construction Period: 2013-2025

Total Cost (Escalated): \$498.2 million

No changes from June 2015 Consulting Engineer's Report.

4.6 Systemwide Improvements

Infrastructure Renewal – Bridge, Pavement, Drainage and Safety Appurtenance Repairs

Length: N/A

Project Description: Annual Bridge, pavement, drainage & safety appurtenance repairs and upgrades which are not included in the major corridor improvements.

Project benefits:

- Preserve and maintain existing infrastructure
- Upgrade to current standards and operational requirements

Construction Period: 2012-2026

Total Cost (Escalated): \$735.4 million

No changes from June 2015 Consulting Engineer's Report.

Infrastructure Enhancements – Business Systems and Toll Collection Upgrades

Length: N/A

Project Description: Business System and Information Technology upgrades, including toll collection systems and related software to keep pace with and incorporate best practices

Project benefits:

- Optimize all toll collection operations

Construction Period: 2013-2026

Total Cost (Escalated): \$190.2 million

The estimated project cost was adjusted from \$190.8 million in the June 2015 Consulting Engineer's Report due to slight scope revisions.

Infrastructure Enhancements – IT and Intelligent Transportation Systems (ITS) Upgrades

Length: N/A

Project Description: Intelligent Transportation Systems (ITS) upgrades, including communications tower replacements, and related software to keep pace with and incorporate

best practices

Project benefits:

- Ensure reliability of communication network
- Improve traffic and incident management

Construction Period: 2012-2026

Total Cost (Escalated): \$167.9 million

No changes from June 2015 Consulting Engineer's Report.

Non-Roadway Projects

Length: N/A

Project Description: Annual Miscellaneous capital expenditures including transponders, vehicles, computers, and other items that are critical to the Illinois Tollway's day-to-day operations.

Project benefits:

- Maintain the state-of-good-repair
- Modernize the current systems

Construction Period: 2017-2026

Total Cost (Escalated): \$909.5 million

No changes from June 2015 Consulting Engineer's Report.

Access Expansion – Service Interchanges

Length: N/A

Project Description: Source of matching funds for construction of two service interchanges in accordance with the Illinois Tollway Interchange Policy.

Project benefits:

- Construct interchanges on the existing system.
- Provide economic benefit to the region

Construction Period: 2012-2019

Total Cost (Escalated): \$116.5 million (Illinois Tollway Commitment)

The estimated project cost was adjusted from \$94.5 million in the June 2015 Consulting Engineer's Report due to revisions to estimated contract costs and the addition of the Farnsworth interchange on I-88.

Toll Collection Upgrades – Plaza Modifications for Electronic Tolling Upgrades

Length: N/A

Project Description: Implement mainline and ramp plaza modifications to accommodate electronic toll collection upgrades.

Project benefits:

- Reduce operational and maintenance costs
- Reduce environmental impacts
- Improve operational efficiency

Construction Period: 2016-2026

Total Cost (Escalated): \$276.8 million

No change in cost from June 2015 Consulting Engineer's Report. The start of the construction period was modified from 2021.

Program Support

Length: N/A

Project Description: Program management, project management, technical and administrative service contracts.

Project benefits:

- Program management to execute projects efficiently and to manage budget and schedule

Construction Period: 2012-2026

Total Cost (Escalated): \$154.9 million

The estimated project cost was adjusted from \$137.9 million in the June 2015 Consulting Engineer's Report due to revisions to estimated contract costs.

Utility and Fiber Optic Relocation

Length: 0.0 miles

Project Description: As necessary during reconstruction or repair projects, will provide relocation of fiber optic and private utilities for improvements.

Project benefits:

- Allows projects to move forward with optimal design elements
- Maintains Illinois Tollway fiber optic continuity
- Modernizes utilities crossing Illinois Tollway right-of-way as necessary

Construction Period: 2014-2018

Total Cost (Escalated): \$9.7 million

No adjustments from the June 2015 Consulting Engineer's Report.

4.7 I-294 / I-57 Interchange

Tri-State Tollway (I-294) / I-57 Interchange – New Ramps, Structures and Toll Plazas

Length: N/A

Project Description: Construct the new system interchange at I-294 and I-57, as well as the 147th Street ramps.

Project benefits:

- Provide economic benefit to the region.
- Add access between two major interstates.

Construction Period: 2012-2014

Total Cost (Escalated): \$114.8 million (Illinois Tollway Commitment)

The estimated project cost was adjusted from \$115.8 million in the June 2015 Consulting Engineer's Report.

Tri-State Tollway (I-294) / I-57 Interchange – New Ramps and Structures

Length: N/A

Project Description: Construct new ramps to complete system interchange at I-294 and I-57.

Project benefits:

- Provide economic benefit to the region.
- Add access between two major interstates.

Construction Period: 2023-2025

Total Cost (Escalated, 4% APR): \$389.0 million (Illinois Tollway Commitment)

The estimated project cost was adjusted from \$427.1 million in the June 2015 Consulting Engineer's Report due to refined design cost estimates. The completion date was identified as 2024 in the June 2015 Consulting Engineer's Report.

Tri-State Tollway (I-294) / I-57 Interchange – ROW Acquisition

Length: N/A

Project Description: Acquire right-of-way and easements necessary for roadway and bridge reconstruction and widening.

Project benefits:

- Allows project to move forward with optimal design elements

Construction Period: 2013-2017 and 2020-2023

Total Cost (Escalated): \$12.0 million

No changes in cost from June 2015 Consulting Engineer's Report. The second half of the period of construction was adjusted from 2020-2024.

Tri-State Tollway (I-294) / I-57 Interchange – Utility and Fiber Optic Relocation

Length: N/A

Project Description: Relocate Illinois Tollway owned fiber optic and private utilities to accommodate roadway and bridge reconstruction and widening.

Project benefits:

- Allows projects to move forward with optimal design elements
- Maintains Illinois Tollway fiber optic continuity
- Modernizes utilities crossing Illinois Tollway right-of-way as necessary

Construction Period: 2013-2015 and 2022-2024

Total Cost (Escalated, 4% APR): \$25.3 million

No adjustment from the June 2015 Consulting Engineer's Report.

4.8 Elgin O'Hare / Western Access

Elgin O'Hare Western Access Project

The Elgin O'Hare Western Access Project includes construction of a new, all-electronic toll road around the western border of O'Hare International Airport linking the Jane Addams Memorial Tollway (I-90) and the Tri-State Tollway (I-294), the extension of the Elgin O'Hare Expressway east along Thorndale Avenue to O'Hare and the rehabilitation and widening of the existing Elgin O'Hare Expressway. The 2013-2026 construction plan is broadly supported by local governments and represents a fiscally responsible approach to address the area's diverse travel needs — improving travel efficiency, providing western access to O'Hare, enhancing multi-modal connections and reducing congestion.

Work includes:

- Repairs to existing Elgin O'Hare Expressway from US 20 to IL 53
- Widening of the existing Elgin O'Hare Expressway between IL 19 and IL 53
- Construction of new four lane (with auxiliary lanes) facility from west of IL 53 to IL 83
- Construction of a new four lane facility from the extension of the Elgin O'Hare with I-90 to the north and I-294 to the south
- Toll collection infrastructure for the entire EOWA.

The project is currently identified by the following eight components:

Existing Elgin O'Hare: US 20 to IL 53 – This work primarily consists of repairs and widening of the existing expressway from US 20 to IL 53, including the construction of east and west bound noise walls from Roselle Road to Plum Grove Road.

Elgin O'Hare Extension: IL 53 to York Road - This work includes, but is not limited to, the construction of a new four lane expressway from IL 53 to IL 83; construction of a new I-290 Interchange; construction of new bridges at Devon Avenue, Salt Creek, Mittel Boulevard, Wood Dale Road and Lively Boulevard; Advanced Drainage work from IL 83 to York Road; and construction of the West Terminal Interchange – South Half.

South Leg of Western Access: Elgin O'Hare to I-294 – The major element of the South Leg include the construction of the IL 19 Interchange; construction of the Taft Avenue Extension;

construction of the interchange at I-294 and IL 64; construction of Franklin Avenue from County Line Road to US 12/45; construction of the West Bypass/I-294: construction of new system ramps at I-294 and Franklin Avenue and construction of the I-294 Mainline from Fullerton Avenue.

North Leg of Western Access: Elgin O'Hare to I-90 – The major elements of work in this segment include construction of the Elmhurst Road West Bridge and I-90 Interchange; construction of intersections at Elmhurst Road and Oakton Street and Elmhurst and Touhy; construction of a southbound bridge over I-90; construction of the Western Terminal Interchange – North Half; construction of Western Access from York Road; construction of the West Bypass with temporary access to O'Hare and UP RR Yard Overpass; construction of the I-90/West Bypass System Interchange and the demolition of the Des Plaines Oasis to support widening of I-90 and the construction of the Interchange.

Tolling (TL) – This work consists of the construction infrastructure required to implement All Electronic Tolling (AET) across the EOWA corridor.

Utility – The privately, publicly or cooperatively owned lines, facilities, and systems for transporting persons or property, for producing, transmitting or distributing communications data, telemetry, electric power, light, heat, gas, oil, crude products, water, steam, waste, sewerage, storm water not connected with highway drainage, and other similar commodities.

ROW (Right-of-Way) – Land, property, or interests therein, acquired for or devoted to a highway.

Funding By Others – The EOWA corridor budget consists of \$3.1 billion of funding by the Illinois Tollway and \$300 million of funding by other sources. Funding by other sources is expected to include local government contributions in the form of grants and in-kind contributions including land and right-of-way (ROW), design, utility and materials.

Project benefits:

- Provide economic benefit to the region.
- Improve travel efficiency – reduce congestion on the local street network.
- Provide access to the west side of O'Hare Airport.
- Facilitate multimodal opportunities.

Construction Period: 2013-2025

- Existing Elgin O'Hare Expressway (US Route 20 to IL 53/Rohlwing Road) – 2013-2016
- Elgin O'Hare Western Access (IL 53/Rohlwing Road to IL 83/York Road) – 2014-2022
- Elgin O'Hare Western Access – Elgin O'Hare to I-294 (South Leg) – 2016-2024
- Elgin O'Hare Western Access – Elgin O'Hare to I-90 (North Leg) – 2015-2025
- Tolling – 2014-2025
- Utility relocations - 2014-2025
- ROW – 2013-2021

- Funding By Others – 2016-2025

Notable schedule changes from the June 2015 Consulting Engineer Report include the Elgin O'Hare Western Access (IL 53/Rohlwing Road to IL 83/York Road) has extended the completion period from 2020 to 2022 in order to accommodate delays to the Chicago Department of Aviation ROW acquisitions required to design and construct the Western Terminal Interchange South Half and IL 19 Interchange. The Elgin O'Hare Western Access – Elgin O'Hare to I-294 (South Leg) segment completion was shortened from 2025 to 2024 to align with the updated forecast completion for the Bensenville Yard project. Lastly, Funding By Others has been extended from completion in 2020 to 2025 to allow more opportunity for local participation.

Total Cost (Escalated, 4% APR): \$3,400.0 million

NOTE: Program cost elements have been revised and updated in this report to reflect the actual segment breakdowns reflected in the EOWA program cashflow.

- **EO Existing:** \$126.6 million (No change from 6/2015 Report)
- **EO Extension:** \$901.2 million (6/2015 Report - *\$907.8 million*)
- **South Leg of Western Access:** \$993.9 million (6/2015 Report - *\$1,015.0 million*)
- **North Leg of Western Access:** \$688.4 million (6/2015 Report - *\$693.9 million*)
- **Tolling:** \$93.0 million – Note that this item is initially called out as a separate category, but is intended to be re-assigned to construction packages over time as the scope is developed and refined by the future design. (6/2015 Report - *\$97.1 million*)
- **Utility:** \$157.9 million (6/2015 Report - *\$165.1 million*)
- **ROW:** \$438.0 million (6/2015 Report – *393.5 million*)
- **Funding By Others:** As described earlier in this section, the EOWA project budget includes \$300 million of funding from non-Illinois Tollway sources. This item, expected to include local government contributions, has been incorporated into the program cashflow as a source of funds for the project.

The various segment and task costs have been adjusted from the June 2015 Consulting Engineer's Report due to the continued refinement of the overall corridor and individual project designs and cost estimates.

4.9 IL Route 53 Extension / Other Planning Studies

IL Route 53 Extension / Other Planning Studies – New Routes

Length: N/A

Project Description: Planning studies for the extension of IL Route 53 from Lake-Cook Road north into Lake County and for other routes as determined by the Board of Directors.

Project benefits:

- Study and preparation of planning studies including Environmental Impact Statements.

Construction Period: N/A

Total Cost (Escalated): \$121.1 million

No adjustment from the June 2015 Consulting Engineer's Report.

4.10 System Growth

Based upon the described improvements, specifically the projects that increase capacity on the mainline, add interchange ramps and add mainline elements, the total lane-mile system is expected to grow by 14.2% from 2012 through 2026. This growth includes one project included in the CRP that was completed in 2012. The following table depicts how the Illinois Tollway system will grow throughout the implementation of the *Move Illinois* Program. All lanes (mainline, auxiliary, ramps and toll plaza manual lanes) are included.

The basis of these values was a comprehensive survey by the consulting engineer and Illinois Tollway staff to use GPS to record the entire system. These surveys were completed in 2009 and 2010. Ongoing inspections, including in 2012, have continued to refine the information. As project plans for the Elgin O'Hare Western Access and other projects that will add lane-miles are progressed in design, and ultimately constructed, these values may change in future versions of this and/or other reports.

Tollway Route	2012	2013	2014	2015	2016	2017	2018	2019	2020	2021	2022	2023	2024	2025	2026	2027-
Tri-State Mainline	669.4	669.4	674.6	674.6	674.6	674.6	674.6	674.6	674.6	674.6	674.6	674.6	674.6	674.6	674.6	674.6
Tri-State Ramps and Plaza Lanes	117.1	117.1	124.1	124.1	124.1	124.1	124.1	124.1	124.1	124.1	124.1	127.1	135.1	135.1	135.1	135.1
Jane Addams Memorial Mainline	402.2	402.2	469.1	469.1	469.1	525.0	525.0	525.0	525.0	525.0	525.0	525.0	525.0	525.0	525.0	525.0
Jane Addams Memorial Ramps and Plaza Lanes	68.1	71.9	71.9	72.6	72.6	83.1	83.1	83.1	83.1	83.1	83.1	83.1	83.1	83.1	83.1	83.1
Ronald Reagan Memorial Mainline	474.5	474.5	474.5	475.5	475.5	475.5	475.5	475.5	475.5	475.5	475.5	475.5	475.5	475.5	475.5	475.5
Ronald Reagan Memorial Ramps and Plaza Lanes	54.1	54.1	54.9	54.9	54.9	54.9	54.9	54.9	54.9	54.9	54.9	54.9	54.9	54.9	54.9	54.9
Veterans Memorial Mainline	197.9	197.9	197.9	197.9	197.9	197.9	197.9	197.9	197.9	197.9	197.9	197.9	197.9	197.9	197.9	197.9
Veterans Memorial Ramps and Plaza Lanes	65.6	65.6	65.6	65.6	65.6	65.6	65.6	65.6	65.6	65.6	65.6	65.6	65.6	65.6	65.6	65.6
Elgin-O'Hare / Western Access Mainline	0.0	0.0	0.0	0.0	36.1	52.1	54.1	65.0	65.0	65.0	65.0	65.0	72.4	86.5	86.5	86.5
Elgin-O'Hare / Western Access Ramps	0.0	0.0	0.0	0.0	15.2	18.2	18.2	28.0	28.0	28.0	28.0	28.0	29.0	41.4	41.4	41.4
Total lane Miles	2048.9	2052.7	2132.6	2134.3	2185.6	2271.0	2273.0	2293.7	2293.7	2293.7	2293.7	2296.7	2313.1	2339.6	2339.6	2339.6
% Increase - Annual	0.0%	0.2%	3.8%	.1%	2.6%	4.0%	0.1%	1.0%	0.0%	0.0%	0.0%	0.1%	0.9%	1.3%	0.0%	0.0%
% Increase - Aggregate	-	0.2%	4.0%	4.1%	6.7%	10.8%	10.9%	11.9%	11.9%	11.9%	11.9%	12.0%	12.9%	14.2%	14.2%	14.2%

Table 14: Growth of the Illinois Tollway System as Measured by Lane Miles

5.0 Congestion-Relief Program – “Open Roads for a Faster Future”

In September 2004, the Illinois Tollway approved a comprehensive plan to modernize and rebuild the 45-year old (in 2004) system of roadways to reduce congestion and improve service for its customers. The Congestion-Relief Program (CRP) – Open Roads for a Faster Future – included rebuilding or restoring nearly all of the Illinois Tollway system, providing congestion relief by converting mainline toll plazas to barrier-free open road tolling, widening many miles of existing roads, and extending I-355 12.5 miles south from I-55 to I-80 in Will County.

Throughout the ten-year duration of the program, the Illinois Tollway has delivered numerous improvements:

- Customers have realized the time-saving benefits of open road tolling at all 22 mainline plazas – completed in less than 22 months.
- Customers have benefited from a newly rebuilt and widened South Tri-State Tollway (I-294/I-80) from IL Route 394 to 95th Street, and on the North Tri-State Tollway (I-294/I-94) from Balmoral Avenue to Russell Road.
- The Reagan Memorial Tollway (I-88) has been widened and reconstructed from York Road to IL Route 59 and from the Aurora Toll Plaza to Deerpath Road. The section of I-88 from US Route 30 to IL Route 251 was rubblized to make the existing pavement a base to support new full depth asphalt pavement.
- The section of the Jane Addams Memorial Tollway (I-90) from the Cherry Valley Interchange to Rockton Road was reconstructed and widened with full depth asphalt pavement. These improvements included a reconfigured interchange at I-90 and I-39, and the removal of the Cherry Valley Toll Plaza.
- Completion of the 12.5 mile extension of the Veterans Memorial Tollway (I-355). Additionally, a four-mile section of I-355 from 75th Street to I-88 was widened and resurfaced.

All of these improvements represent more than 118 miles of reconstructed roadways, modernized tolling facilities, and capacity and operational enhancements. Other sections of the Illinois Tollway system have also undergone rehabilitation and resurfacing to bring the 286-centerline mile system into a state of good repair.

As of September 30, 2015, the CRP was approximately 95% complete. Portions of the reconstruction and widening segments described within the Jane Addams Memorial Tollway in the *Move Illinois* Program are CRP expenditures that are reflected in the below summary.

The following tables summarize the projects that make up the CRP.

Table 15: Congestion-Relief Program - Summary of Work

Tri-State Tollway (I-94/I-294/I-80)

Need	Project	Scope	Length (miles)	Construction Period	Total Cost (millions)	Construction Status
Reconstruct / Congestion Relief	Reconstruct / Add Lane	I-394 to 167 th Street (MP 0.0 to 5.4)	5.4	2005-2006	\$277.8	Complete
Reconstruct / Congestion Relief	Reconstruct / Add Lane	159 th Street to 95 th Street (MP 6.3 to 17.6)	12.2	2007-2009	\$425.7 (\$426.3)*	Complete
Reconstruct / Congestion Relief	Reconstruct / Add Lane	Balmoral Avenue to Dempster Street (MP 40.2 to 44.5)	4.3	2006-2009	\$310.8	Complete
Reconstruct / Congestion Relief	Reconstruct / Add Lane	Dempster Street to Lake Cook Road (MP 44.5 to 52.9)	8.4	2007-2010	\$290.9 (\$291.1)*	Complete
Reconstruct / Congestion Relief	Reconstruct / Add Lane	Half Day Road to IL Route 137 (MP 56.5 to 64.4)	7.9	2007-2009	\$230.4 (\$235.5)*	Complete
Reconstruct / Congestion Relief	Reconstruct / Add Lane	IL Route 137 to Russell Road (MP 64.4 to 78.5)	14.1	2007-2009	\$257.6 (\$258.4)*	Complete
Resurface	Diamond Grind	Edens Spur to Half Day Road (MP 53.0 to 56.5)	3.5	2012-2013	\$4.4	Construction Complete
Rehabilitate / Resurface	Rehabilitate / Resurface	95 th Street to Balmoral Avenue (MP 17.6 to 40.2)	22.3	2012-2013	\$105.2	Construction Complete
Rehabilitate / Resurface	Rehabilitate / Resurface	Edens Spur (MP 25.0 to 30.0)	5.0	2010-2011	\$16.7	Complete
Regional Growth	Interchange Improvement	I-294 / I-57 Interchange Inter-Agency Project	-	2012-2014	\$20.4 (\$23.2)*	Partial Project Funding Remains in CRP

* Total Cost values adjusted from June 2015 Consulting Engineer's Report.

Jane Addams Memorial Tollway (I-90)

Need	Project	Scope	Length (miles)	Construction Period	Total Cost (millions)	Construction Status
Reconstruct / Congestion Relief	Interchange Improvement	IL Route 39 / I-90 Interchange (MP 17.5)	-	2008-2009	\$68.4	Complete
Reconstruct / Congestion Relief	Reconstruct / Add Lane	Newburg Road to Rockton Road (MP 2.7 to 17.0)	14.3	2008-2009	\$201.9 (\$202.4)**	Complete
Reconstruct / Congestion Relief – Portion of Overall Reconstruction Effort	Reconstruct / Add Lane	Kennedy Expressway to IL Route 53 (MP 68.0 to 78.9)	10.9	2015-2016	\$143.6* (\$148.5)**	Previous resurfacing eliminated due to planned reconstruction. These projects constitute a portion of the overall efforts for reconstruction of this segment.
Rehabilitate / Resurface and Reconstruct / Congestion Relief – Portion of Overall Reconstruction Effort	Rehabilitate / Resurface and Reconstruct / Add Lane	IL Route 53 to Elgin Toll Plaza (MP 54.4 to 68.0)	14.4	2011 (Partial Resurfacing) 2015-2016 (Reconstruction and Widening)	\$101.2* (\$101.0)**	A portion of the previous resurfacing was eliminated due to planned reconstruction. Resurfacing occurred between Barrington Road and Elgin Toll Plaza. Remaining funds constitute a portion of the overall efforts for reconstruction of this segment.
Reconstruct / Congestion Relief – Portion of Overall Reconstruction Effort	Reconstruct / Add Lane	Elgin Toll Plaza to Sandwald Road (MP 45.0 to 54.4)	9.4	2015-2016	\$12.4*	Previous resurfacing eliminated due to planned reconstruction. These projects constitute a portion of the overall efforts for reconstruction of this segment.
Rehabilitate / Resurface and Reconstruct / Congestion Relief – Portion of Overall Reconstruction Effort	Rehabilitate / Resurface and Reconstruct / Add Lane	Sandwald Road to Newburg Road (MP 29.2 to 45.0)	27.9	2011 (Partial Resurfacing) 2015-2016 (Reconstruction and Widening)	\$64.4* (\$54.9)**	Portions of the previous resurfacing were eliminated due to planned reconstruction. Resurfacing occurred between Shattuck Road and Genoa Road. Remaining funds constitute a portion of the overall efforts for reconstruction of this segment.
Regional Growth	Interchange Improvement	East Riverside Interchange Inter-Agency Project*	-	2008-2009	\$9.1 - Tollway Contribution	Complete
Reconstruct / Congestion Relief	Design for Reconstruct / Add Lane	Kennedy Expressway to Newburg Road – Design Only (MP 17.0 to 78.9)	-	2006-2013	\$14.6	Partial. Remaining design efforts are included within reconstruction and widening projects.

* CRP funds for I-90 utilized as part of Jane Addams Memorial Tollway reconstruction and widening projects described in Move Illinois.

** Total cost value adjusted from June 2015 Consulting Engineer's Report

Reagan Memorial Tollway (I-88)

Need	Project	Scope	Length (miles)	Construction Period	Total Cost (millions)	Construction Status
Reconstruct / Congestion Relief	Reconstruct / Add Lane	York Road to IL Route 83 (MP 137.0 to 139.2)	2.2	2007-2009	\$174.7	Complete
Reconstruct / Congestion Relief	Reconstruct / Add Lane	IL Route 83 to Finley Road (MP 131.9 to 137.0)	5.1	2008-2009	\$94.0	Complete
Reconstruct / Congestion Relief	Reconstruct / Add Lane	Finley Road to Washington Street (MP 126.5 to 132.2)	5.7	2006-2009	\$217.4	Complete
Reconstruct / Congestion Relief	Reconstruct / Add Lane	Washington Street to IL Route 59 (MP 122.9 to 126.5)	3.6	2004-2005	\$45.9	Complete
Reconstruct / Congestion Relief	Reconstruct / Add Lane	Aurora Toll Plaza to Deerpath (MP 114.3 to 117.5)	3.2	2007-2009	\$133.6	Complete
Reconstruct / Congestion Relief	Reconstruct / Add Lane	Deerpath to IL Route 56 (MP 113.3 to 114.3)	0.7	2012	\$11.6	Complete
Reconstruct	Rubblize / Resurface	IL Route 251 to US Route 30 (MP 44.2 to 76.2)	32.0	2005	\$47.6	Complete
Resurface	Resurface	Deerpath to IL Route 251 (MP 76.2 to 114.3)	38.1	2012	\$64.2	Complete
Resurface	Resurface	IL Route 251 to US Route 30 (MP 44.2 to 76.2)	32.0	2015-2017	\$215.6 (\$213.8)*	To be Completed

* Total cost value adjusted from June 2015 Consulting Engineer's Report due to additional scope for shoulder reconstruction.

Veterans Memorial Tollway (I-355)

Need	Project	Scope	Length (miles)	Construction Period	Total Cost (millions)	Construction Status
Resurface / Congestion Relief	Resurface / Add Lane	75 th Street to I-88 (MP 15.5 to 20.0)	4.5	2008-2009	\$71.5 (71.6)*	Complete
Rehabilitate / Resurface	Rehabilitate / Resurface	I-55 to Army Trail Road (MP 12.3-15.5 & 20.0-29.8)	13.0	2010	\$56.3	Complete
Regional Growth	South Extension	South Extension (I-55 to I-80)	12.5	2005-2007	\$718.9 (\$718.6)*	Complete

* Total cost value adjusted from June 2015 Consulting Engineer's Report.

Open Road Tolling

Need	Project	Scope	Length (miles)	Construction Period	Total Cost (millions)	Construction Status
Reconstruct / Congestion Relief	Reconstruct	Mainline Reconstruct / Cash Lane Modifications	0.0	2005-2007	\$715.3 (\$709.9)*	Complete

* Total cost value adjusted from June 2015 Consulting Engineer's Report.

Systemwide Improvements

Need	Project	Scope	Length (miles)	Construction Period	Total Cost (millions)	Construction Status
Reconstruct / Rehabilitate Bridges	Bridge Improvements	Bridge Improvements	Systemwide	2005-2016	\$139.9 (\$140.6)*	Ongoing
Reconstruct / Rehabilitate Plazas	Plaza Improvements	Plaza Improvements	Systemwide	2005-2012	\$14.2 (14.5)*	Complete
Interchange Improvements	Interchange Improvements	Interchange Improvements	Systemwide	2005-2016	\$41.3 (\$41.6)*	Ongoing
Various Systemwide Needs	Environmental / Program Mgmt & Miscellaneous	Systemwide	Systemwide	2005-2016	\$163.1 (\$161.9)*	Ongoing
Reconstruct / Rehabilitate Pavements	Pavement Improvements	Pavement Improvements	Systemwide	2005-2016	\$242.9 (\$246.7)*	Ongoing

* Total cost value adjusted from June 2015 Consulting Engineer's Report.

There are a number of modifications to the above project estimated costs from the June 2015 Consulting Engineer's Report. In some cases, there are adjustments due to project closeout. Additional changes are due to refined estimates as project scopes are created.

No additional bond issue proceeds are required for the completion of the CRP, as revenue resources will be utilized.

The table below summarizes the annual funds required to complete the CRP projects. This table is based on information provided by the PMO.

Table 16: Congestion-Relief Program - Estimated Program Expenditures

Year	Congestion-Relief Program Estimated Program Draws (Million)
2005-2014	\$5,302.1
2015	\$228.4
2016	\$158.6
2017	\$33.8
2018-2019	\$0.7
Total	\$5,723.5

Notes:

- a. Numbers may not add to total due to rounding. The CRP is expected to be substantially complete in 2016.
- b. This table is based upon information provided by the PMO, which may vary slightly from internal Illinois Tollway information, with variation for the aggregate expenditures of 2005 through 2014 being less than 0.2%.
- c. The CRP anticipates state and local reimbursements of approximately \$126.0 million, \$93.4 million of which have been received to date and \$32.6 million of which are anticipated to be received from 2015-2016. Credit for such reimbursements is not included in the above expenditures.

6.0 Estimated Renewal and Replacement Deposits

Section 204(1)(4) of the Indenture, provides that the Consulting Engineer shall provide estimates of Renewal and Replacement Deposits. The Renewal and Replacement Deposit is the “amount budgeted for deposit to or projected for deposit to the Renewal and Replacement Account for Renewal and Replacement Expenses, other than such budgeted or projected amounts which the Illinois Tollway has determined will be available for Renewal and Replacement Expenses from the System Reserve Fund, the Improvement Fund, or from the proceeds of authorized borrowings or from installment purchases or leases.”

The table below provides estimates of Renewal and Replacement Deposits for each of the fiscal years 2015 through 2031. The Renewal and Replacement Deposits are based upon the following information provided to the Consulting Engineer prior to the issuance of this report:

- Estimated capital expenditures of \$421.4 million for the execution of the remainder of the Congestion-Relief Program in 2015-2019 as described in Section 5,
- Estimated capital expenditures of \$12,149.7 million for the execution of *Move Illinois* Program as described in Sections 3 and 4 with approximately \$1,497.1 million spent through 2014,
- Estimated non-roadway capital costs totaling \$119.0 million during 2015 through 2016,
- The finance plan provided to the Consulting Engineer by the Illinois Tollway, which anticipates that the remainder of the Congestion-Relief Program and the estimated non-roadway capital costs described above will be funded entirely with Illinois Tollway revenue,
- The finance plan provided to the Consulting Engineer by the Illinois Tollway, which currently anticipates that the *Move Illinois* Program will be paid for with approximately \$4.6 billion of bond proceeds and approximately \$7.55 billion of Illinois Tollway revenue,
- Projects within *Move Illinois* will be funded with a combination of Illinois Tollway revenues and bond proceeds. The below deposits consist of revenue funds to be used for Renewal and Replacement expenditures.

The Consulting Engineer utilizes information provided by the Illinois Tollway and PMO for the development of the Renewal and Replacement Deposit estimates. The estimates are developed based upon the independent review of information available at the time of the issuance of this report. The Consulting Engineer provides an annual letter to the Illinois Tollway indicating the recommended deposit amount for the following year, pursuant to the requirements of Section 710.1 of the Trust Indenture. The Consulting Engineer reassesses the amount of the recommended deposit based upon projected balances, budgeted expenditures, projected future expenditures, and any other considerations or information at the time of the letter issuance. At that time, the Consulting Engineer will evaluate how changes in market conditions should be incorporated to produce a recommendation that varies from the below or other estimated deposits.

Estimated Renewal and Replacement Deposits will fund portions of the CRP and *Move Illinois* Programs, as well as items included in the non-roadway capital needs. The Trust Indenture requires projections for five years beyond the “in-service” date of the project.

Table 17: Estimated Annual Renewal and Replacement Deposits

Year	Renewal and Replacement Deposits
2015	\$240,000,000
2016	\$300,000,000
2017	\$360,000,000
2018	\$450,000,000
2019	\$450,000,000
2020	\$450,000,000
2021	\$450,000,000
2022	\$450,000,000
2023	\$425,000,000
2024	\$300,000,000
2025	\$300,000,000
2026	\$500,000,000
2027	\$300,000,000
2028	\$300,000,000
2029	\$300,000,000
2030	\$300,000,000
2031	\$300,000,000

7.0 Operating Expenses

Operating Expenses are the expenses that the Illinois Tollway will incur in the normal course of business for operation, maintenance and repairs of the Illinois Tollway System. Operating expenses do not include debt services; the Illinois Tollway's debt service obligations are not discussed in this report.

7.1 Historic Expenses

The Illinois Tollway's organizational structure consisted of 14 primary functions including: Administration, Business Systems (formerly Open Road Tolling / Violations Enforcement), Communications, Diversity & Strategic Development, Engineering, Executive/Board of Directors, Finance, Information Technology, Inspector General (Investigations), Internal Audit, Legal, Procurement, Illinois State Police, and Toll Operations. The following table identifies by primary function, the audited Operating Expenses for the Illinois Tollway in 2014. The 2014 audited expenditures reflect a reduction of 0.4% from the 2014 revised budget of \$299.0 million and an increase of 7.3% over the expenses from 2013. A supplement of \$3.5 million was added to the original 2014 Maintenance and Operations budget for winter related payroll, materials and fuel.

Table 18: 2014 Operating Expenses by Illinois Tollway Primary Function

Department	2014 Audited Expenditures
Administration	\$4,119,672 / 1.4%
Business Systems	\$54,668,355 / 18.4%
Communications	\$1,370,877 / 0.5%
Diversity & Strategic Development	\$1,532,897 / 0.5%
Engineering	\$79,232,872 / 26.6%
Executive/Board of Directors	\$1,524,064 / 0.5%
Finance	\$44,839,423 / 15.1%
Information Technology	\$12,883,763 / 4.3%
Inspector General	\$784,355 / 0.3%
Internal Audit	\$675,885 / 0.2%
Legal	\$1,653,784 / 0.6%
Procurement	\$4,853,382 / 1.6%
State Police	\$32,004,526 / 10.7%
Toll Operations	\$57,677,038 / 19.4%
Total	\$297,820,892

The existing Illinois Tollway system to be maintained and operated includes 286 miles of limited access highways featuring a toll collection system incorporating mainline plazas and ramp plazas with the combined use of I-PASS, automatic coin collection and manual lanes. The

system has been expanded to include the 12.5 mile extension of the Veterans Memorial Tollway; the widening of existing routes; and the construction of additional interchanges, all as part of the CRP. Additional improvements under the *Move Illinois* Program will add additional capacity on existing routes, create new routes within the Illinois Tollway system and will introduce additional locations of all electronic tolling, where no cash or coins are collected.

7.2 Illinois Tollway Operating Expenses by Department

Each department has a defined operating budget that is prepared by both the specific department and the Illinois Tollway's Finance Department. Quarterly expenditures are carefully monitored to ensure compliance with the budget and to identify revisions that need to be made either in the current calendar year, or for the following year budget preparation.

Department expenses are fairly static and are generally influenced by the budgeted and actual headcounts within the department, as well as some minor annual fluctuations of material, utility or contract costs. The Illinois Tollway strives to manage to their overall and department budgets. Salary and Wage adjustments, required retirement contributions, and inflationary factors are the main variables on a year over year basis. Individual department budgets and overall budget line items may vary from one year to the next due to equipment refresh or operational changes. Four departments are influenced by dynamic factors that change from year to year that warrant special analysis.

Toll Operations

The Illinois Tollway Operations Department is responsible for manual toll collection, which includes the collection and counting of all manually collected toll revenue along with cash handling. Maintenance of Illinois Tollway buildings is also managed within Toll Operations. The 2015 budget identified reducing the Illinois Tollway Operations Department positions by 1.4% from 2014 budget levels by eliminating vacancies, along with other adjustments. The headcount for Toll Operations has decreased substantially since 2005 as the Open Road Tolling projects have opened and the total number of manned toll lanes has been reduced. The number of budgeted positions within the department has dropped over 23% between 2008 and 2015, from 833 to 637. The need for lane walkers was eliminated and staffing has been reduced and has become more flexible (part-time and seasonal workers) as ORT and I-PASS usage matures with changes to toll rates, transponder penetration, transponder usage from other states and other factors. In addition, the Illinois Tollway has begun adjusting staffing levels so that there may not be any collectors at low usage time periods (most notably during overnight hours on the rural plazas on the Jane Addams and Reagan Memorial Tollways).

Expenses related to Toll Operations are primarily variable based upon the active number of employees there are within the department. Employee costs make up almost 90% of the total department cost in the 2015 budget. As staffing levels have adjusted downward, the salary and wage costs are reduced, even considering wage adjustments. Retirement costs have increased, which have negated salary and wage cost reductions. Since 2009, the salary and wage costs for Toll Operations have declined over 7%. But retirement costs as a percentage of salary and wage costs have increased from 32.5% to 51.6% since 2009. Total personnel costs have increased approximately 6% since 2009.

The Illinois Tollway has opened three interchanges that are fully electronic and additional interchanges are planned. The planned Elgin O'Hare Western Access roadways are expected to be exclusively electronic. Although the trend continues that a larger volume of transactions are and will be electronic, the Illinois Tollway has not identified a time when eliminating cash

collection will be viable or appropriate. Other toll agencies have shifted to 100% electronic collection, but the Illinois Tollway currently believes that negatives may outweigh the positives. Reduced revenues due to persistent violators and issues with license plate recognition may not allow the eliminated costs of cash collection to be recouped. The Illinois Tollway will continue to study industry trends to evaluate options in the future.

Business Systems

The Business Systems Department is responsible for the operation and maintenance of the electronic tolling system hardware and software which also includes collecting toll revenue from toll violators and assessing fines and imposing sanctions. The department monitors the contracts and performance of the structure surrounding the Electronic Tolling System known as Open Road Tolling. Additionally, Business Systems provides support through the Customer Call Center which acts as a single point of contact for all customer calls that relate to I-PASS, violations processing and missed toll services.

Business Systems expenses are primarily variable due to the number of transactions and amount of revenue collected from customers. Due to the toll rate increase that became effective January 1, 2012 and January 1, 2015, the overall department budget has increased by over 32% between 2011 and the budget year 2015.

As discussed above regarding Toll Operations, no timetable has been set for eliminating cash collection. There should be the expectation that I-PASS usage increases, especially with cash rates continuing to be double the I-PASS rate. Increased I-PASS transactions, along with traffic and revenue enhancement due to natural growth, increased capacity due to roadway widening, and substantial added vehicles due to roadway openings will drive up costs within the Business Systems Department.

Engineering

The Engineering Department is responsible for the planning, design, construction, operation and maintenance of the Illinois Tollway system. Additionally, Engineering coordinates with community groups, government agencies and planning organizations on transportation and land-use policy. This department oversees annual inspections of the pavement, bridges and drainage systems, as well as the overall day-to-day maintenance of the Illinois Tollway's fleet and roadway system.

The Engineering Department oversees three areas of operation:

- Design – Project plans and specifications are prepared for various construction and maintenance activities according to the capital improvement program schedule.
- Construction – Implements the construction phase of projects by ensuring quality construction and keeping them on schedule and within budget.
- Maintenance / Traffic – Maintains the roadway system by keeping roads clean, well lit, and safe in all weather conditions; managing incidents; and informing motorists of traffic and travel concerns.

As of September 2015, the Engineering Department had an actual headcount of 554 employees, with approximately 88% of the employees within the Maintenance / Traffic unit. The improvements made as part of the CRP and the Move Illinois Program affect the Engineering Department two major ways.

- Additional engineers within design and construction units are required to administer the design and construction phases of the projects. The majority of this work has and will be performed by consulting engineers under contract with the Illinois Tollway, including the PMO and other firms serving as Design Section Engineers (DSE's) and Construction Managers (CM's). These costs are included within the CRP and Move Illinois Program budgets.
- Maintenance and Traffic units staffing will increase as the system length and number of lane miles grow. Staff will be augmented within the majority of the groups due to additional traffic and the system growth.

Table 19: Growth in Illinois Tollway System

Year	Centerline Miles	Mainline Lane-Miles	Ramp Lane-Miles	Total Lane-Miles*
2012	286.0	1744.0	304.9	2048.9
2013	286.0	1744.0	308.7	2052.7
2014	286.0	1816.1	316.5	2132.6
2015	286.0	1817.1	317.2	2134.4
2016	290.7	1853.2	332.4	2185.6
2017	296.3	1925.1	345.9	2271.0
2018	296.3	1927.1	345.9	2273.0
2019	298.1	1938.0	3535.7	2293.7
2020	298.1	1938.0	355.7	2293.7
2021	298.1	1938.0	355.7	2293.7
2022	298.1	1938.0	355.7	2293.7
2023	298.1	1938.0	358.7	2296.7
2024	299.9	1945.4	367.7	2313.1
2025	303.3	1959.5	380.1	2339.6
2026	303.3	1959.5	380.1	2339.6
2027	303.3	1959.5	380.1	2339.6

* Due to rounding, mainline plus ramp lane-miles does not always equal total lane miles

The Maintenance / Traffic unit is subdivided into the following groups (staffing levels as of September 2015):

- Roadway Maintenance had 355 staffed positions working from the 11 maintenance facilities. They are responsible for activities such as roadway sweeping; litter collection; snow and ice control; minor pavement, guardrail, fence and bridge work; drainage system upkeep; roadside landscaping; traffic channelization; and motorist aid.
- Fleet Maintenance had 65 staffed positions and is responsible for the maintenance of all Illinois Tollway vehicles.
- Sign Shop had 15 staffed positions.
- Roadway Electric had 13 staffed positions.
- Traffic Operations had 9 staffed positions in the traffic operations center.

- Dispatch had 29 staffed positions and dispatches services in response to calls for motorist aid.

Maintenance / Traffic uses a database called the Maintenance Management System (MMS) to track costs associated with the Roadway Maintenance group and the Roadway Signage and Lighting activities of the Traffic Operations group. From the MMS database, Illinois Tollway staff provided the Consulting Engineer with the 2014 annual audited expenditures broken down into 10 major activities, and further broken down into approximately 175 subactivities. The table below details the distribution of 2014 expenditures from the MMS.

Table 20: Distribution of 2014 Annual Expenditures from Maintenance Management System

Code	Activity	% of Total Cost
000	General Overhead	5.59%
100	General Maintenance	14.16%
200	Roadway & Shoulders	2.22%
300	Bridges	0.45%
400	Roadside Drainage & Appurtenances	4.39%
500	Roadside Litter Control	15.46%
600	Snow & Ice Control	39.09%
700	Roadside Landscaping	5.83%
800	Traffic Services Maintenance	7.22%
900	Mechanical & Electrical	5.61%
Total		100%

According to Illinois Tollway personnel, staffing levels at maintenance facilities have been closely tied to the snow and ice control program because of the high level of service goals established by the Illinois Tollway. Although snow and ice control are a seasonal activity, staff are hired on a permanent basis rather than as temporary or seasonal help. Snow and ice control staff members are prohibited from using vacation time during winter. Historically, the staffing level needed for snow and ice control has been relatively equal to the needs for maintenance work throughout the year. In addition, other staff, including a portion of the building maintenance employees in the Toll Operations Department, are trained to be available for snow and ice control functions.

Finance

The Finance Department covers a variety of internal and external roles within the Illinois Tollway. The majority of the cost items that are included within the department are fairly consistent. Risk Management is a small division within Finance that funds the costs for Worker's Compensation Insurance and Employee Group Insurance for the Illinois Tollway. These two insurance items totaled \$38.9 million in 2014 (audited), which constitutes over 86% of the Finance Department costs and approximately 13% of total Illinois Tollway expenditures. Insurance costs may vary widely in the future (due to both premium increases and staffing levels), so these should be closely monitored.

7.3 Estimated Illinois Tollway Operating Expenses

From information received from the Illinois Tollway, overall, salary and wage costs are projected to escalate to account for annual wage adjustments required by collective bargaining. The staffing level for Engineering is projected to increase as additional lane mileage is added as part of the *Move Illinois* Program, although some engineering positions are assumed to be eliminated at the conclusion of the program due to the lack of design and construction. Operational services staffing levels are projected to remain flat. Business Systems costs are expected to increase substantially over the study period due to transponder usage, increased toll rates (including the 2015-2107 toll rate increases for commercial vehicles) and increases in traffic. The Business Systems costs include both the transaction processing and the bank charges for account replenishment, video tolling charges and violation payments. The inflation rate utilized for non-labor expenditures is 3.0%.

From other information received from the Illinois Tollway, Retirement and Pension contributions, as a percentage of Salary and Wages, have risen significantly in recent years. For the State fiscal years ended June 30, 2013, 2014, 2015 and 2016, the employer contribution rates set by the State Employees' Retirement System (SERS) were 37.987%, 40.312%, 42.339% and 45.598%, respectively. For purposes of forecasting operating expenses beyond 2015, the employer contribution rate is assumed to remain at the 45.598% rate set by SERS for the year ending June 30, 2015.

On October 27, 2015, a preliminary estimate of the employer contribution rate for the year ending June 30, 2017 was set by SERS at 44.568%. Such preliminary estimate is subject to actuarial review and change, and is expected to be finalized in January 2016.

The Trust Indenture requires projections for five years beyond the "in-service" date of the project. Based on the information above, the Consulting Engineer has projected Operating Expenses, as defined in the Trust Indenture, for each of the fiscal years 2015 through 2031 as provided in the table below.

Table 21: Estimated Operating Expenses

Year	Operating Expenses (\$M)	Annual Increase
2015	\$310.5	
2016	\$321.8	3.64%
2017	\$342.5	6.42%
2018	\$356.5	4.09%
2019	\$370.2	3.85%
2020	\$385.3	4.09%
2021	\$397.9	3.27%
2022	\$411.9	3.52%
2023	\$428.3	3.96%
2024	\$444.2	3.73%
2025	\$460.5	3.66%
2026	\$482.0	4.67%
2027	\$499.0	3.52%

2028	\$516.3	3.47%
2029	\$533.7	3.39%
2030	\$551.8	3.38%
2031	\$570.9	3.46%

The estimates for Operating Expenses prepared by the Consulting Engineer and included in this report have an average growth per year of approximately 3.88% between 2015 and 2031. There are many factors that will dictate what the actual Operating Expenses experienced by the Illinois Tollway will be, and the Consulting Engineer cannot predict the outcome of these factors. The Consulting Engineer has compared the assumptions and forecasts provided by the Illinois Tollway against the proposed system expansion and operational changes and find them to be reasonable. Thus, these forecasts and assumptions have been included in the Consulting Engineer's analysis. However, the Consulting Engineer cannot predict unforeseen circumstances or unusual price escalations that are not currently identified and known; thus, the estimates above may vary from actual expenses.

8.0 Conclusion

This report complies with Section 204.1.(4) of the Amended and Restated Trust Indenture Effective March 31, 1999. It provides the estimates for Operating Expenses and Renewal & Replacement Deposits for five years beyond the in-service date (through 2031). It also provides the estimated cost of construction and the schedule of completion for the projects (as developed by the Illinois Tollway's PMO and reviewed for reasonableness by the Consulting Engineer) included in the Illinois Tollway's Congestion-Relief Program and *Move Illinois* Program that may be partly or wholly funded from bond proceeds. Current professional practices and procedures commensurate with the scope of work and schedule of the Consulting Engineer's work were used in the development of this report.

The Illinois Tollway and PMO have had great success in delivering the CRP in a timely fashion and under budget. This success is continuing as the Illinois Tollway proceeds with major construction of *Move Illinois* Program projects in 2015, the fourth year of the *Move Illinois* Program. The cost estimates utilized for the compilation of costs for the program follow standard industry practices and contain appropriate contingency factors based upon level of completeness of the design. All project costs are escalated appropriately to the estimated mid-point of construction. At this time, the overall estimate of the cost of the *Move Illinois* Program at \$12.15 billion appears reasonable.

This report is solely for the use of the Illinois Tollway for inclusion in the Preliminary Official Statement dated November 12, 2015 for the Illinois Tollway's issuance of Toll Highway Senior Revenue Bonds, 2015 Series B and is subject to the limitations described within the Official Statement, such as those with respect to forward looking statements, which are incorporated within this report. The Consulting Engineer, is not, and has not been, a municipal advisor as defined in Federal law (such as the Dodd-Frank Wall Street Reform and Consumer Protection Act) to the Illinois Tollway and does not owe a fiduciary duty pursuant to Section 15B of the Securities Exchange Act of 1934 to the Illinois Tollway with respect to the information and material contained in this report. The Consulting Engineer is not recommending and has not recommended any action to the Illinois Tollway.

Market conditions and unforeseen events beyond the control of the Consulting Engineer, the PMO, or the Illinois Tollway may affect the implementation and cost of the *Move Illinois* Program and the future Operating Expenses of the Illinois Tollway as detailed herein. The Consulting Engineer presumes that the PMO will continually monitor the *Move Illinois* Program and will make adjustments to the scopes and schedules of projects in order to control the cost of the overall program. On an annual basis, the Consulting Engineer's recommendation for the Renewal and Replacement deposit will reflect consideration of adjustments to the *Move Illinois* Program by the PMO. Any party reviewing this report must take the above factors into consideration.

APPENDIX C

TRAFFIC ENGINEER'S REPORT

[THIS PAGE INTENTIONALLY LEFT BLANK]



November 12, 2015

Mr. Michael Colsch
Chief of Finance
The Illinois State Toll Highway Authority
2700 Ogden Avenue
Downers Grove, IL 60515

Subject: Illinois Tollway Comprehensive Study Update

Dear Mr. Colsch:

Pursuant to your recent request, CDM Smith is pleased to provide you with updated traffic and revenue (T&R) estimates for The Illinois State Toll Highway Authority (ISTHA). ISTHA operates a system of toll facilities in northern Illinois (Illinois Tollway) as described below under “System Description” and “System Overview.” It is our understanding that this update is intended to support the upcoming Toll Highway Senior Revenue Bonds, 2015 Series B with issuance expected in December 2015.

As the Traffic Engineer for ISTHA, CDM Smith monitors traffic and revenue trends, prepares Revenue Certificates, and issues an Annual Toll Revenue Report. CDM Smith also conducts various traffic and planning studies and provides technical support for Illinois Tollway planning and operations. In April of 2013, CDM Smith submitted a comprehensive traffic and revenue study for the Illinois Tollway (2013 Comprehensive Report), presenting updated traffic and gross toll revenue estimates through 2040, as well as supporting materials. The 2013 Comprehensive Report was included in the Official Statements supporting the issuance by ISTHA of its “Toll Highway Senior Revenue Bonds, 2013 Series A,” “Toll Highway Senior Revenue Bonds, 2013 Series B-1 (Refunding),” and “Toll Highway Senior Revenue Bonds, 2014 Series A (Refunding).” This report was later supplemented in May of 2014 in support of ISTHA’s “Toll Highway Senior Revenue Bonds, 2014 Series B,” in October of 2014 in support of ISTHA’s “Toll Highway Senior Revenue Bonds, 2014 Series C” and “Toll Highway Senior Revenue Bonds, 2014 Series D (Refunding),” and in June of 2015 in support of ISTHA’s “Toll Highway Senior Revenue Bonds, 2015 Series A.” The following report replaces the June 2015 update, and brings data sources, analysis, and projections current as of the date of this document.

The following report comprises extensive review of Illinois Tollway performance trends; review of recent national, regional, and local economic performance; review and updates to reflect revised economic and demographic forecasts; review of the ISTHA’s current capital plan; and the resulting traffic and gross toll revenue estimates through 2040.

Mr. Michael Colsch

November 12, 2015

Page 2

System Description

The Illinois Tollway is located in northeast Illinois, primarily within the Chicago metropolitan area and the surrounding collar counties. The Illinois Tollway was created by the Illinois General Assembly in 1953 to provide for the construction, operation, regulation, and maintenance of a system of toll highways within the state of Illinois. Opened in 1958, the first Illinois Tollway routes were financed through the sale of revenue bonds. Bond debt payments, as well as ongoing maintenance and operating costs, are funded through the collection of tolls paid by roadway users. The Illinois Tollway system is self-supporting and does not receive federal or state funding. The system has expanded dramatically over the years to keep pace with increasing traffic demand and regional expansion. The system currently includes 286 centerline miles of limited-access highways, all of which are designated as part of the Interstate Highway System.

In September 2004, the ISTHA Board of Directors (Board) approved a long-range capital plan, called the Congestion-Relief Program (CRP). At the same time, the Board approved a new toll-rate structure that was put into effect on January 1, 2005, to help finance the capital program. The CRP widened several parts of the system to reduce existing congestion and accommodate future traffic growth. The majority of the widening projects also included reconstruction of the existing roadway. Additionally, the CRP reduced delays at toll plazas by converting all mainline toll plazas to Open Road Tolling (ORT). Finally, the CRP funded a new addition to the system, the South Extension of the Veterans Memorial Tollway, which opened on November 11, 2007. The CRP was largely completed as of 2012.

Following an 18-month review and public discussion of the Illinois Tollway's needs for its existing system and opportunities to improve regional mobility, the Board adopted a 15-year, \$12 billion capital program called *Move Illinois: The Illinois Tollway Driving the Future*, or the *Move Illinois* Program, in August 2011. The new capital program, to be completed between 2012 and 2026, is funded through a combination of current toll revenue and bonds backed by future toll revenues. In anticipation of the *Move Illinois* Program, passenger car (PC) toll rates increased effective January 1, 2012. In addition, the first part of a three-phase, 2015 to 2017 commercial vehicle (CV) rate increase occurred on January 1, 2015. Cornerstone projects of the *Move Illinois* Program include rebuilding and widening the Jane Addams Memorial Tollway between I-39 and the Kennedy Expressway; reconstructing part of the Tri-State Tollway; constructing the Elgin-O'Hare Western Access (EOWA) Project, which includes widening and tolling of the existing Elgin-O'Hare Expressway; and constructing the I-57/I-294 Interchange. The first phase of the I-57/I-294 Interchange opened to traffic in October of 2014. In December 2014, the reconstructed and widened section of the Jane Addams Memorial Tollway between I-39 and the Elgin Mainline Plaza fully opened to traffic.

Mr. Michael Colsch
November 12, 2015
Page 3

System Overview

The Illinois Tollway system currently consists of four toll facilities: the Jane Addams Memorial, the Tri-State, the Reagan Memorial, and the Veterans Memorial, as shown in Figure 1. The EOWA Project is currently under construction, and scheduled to be opened to traffic in phases between 2017 and 2026. The east-west segment of the EOWA is designated as IL 390. The proposed designation for the north-south segment of the EOWA is I-490. These proposed designations have received conditional approval from AASHTO¹ pending approval from FHWA. For the purposes of this memorandum, the project is henceforth referred to as the EOWA project. Below is a general description of the physical attributes and location of each of the Illinois Tollway routes and an overview of the demographic and socioeconomic makeup of the areas they serve.

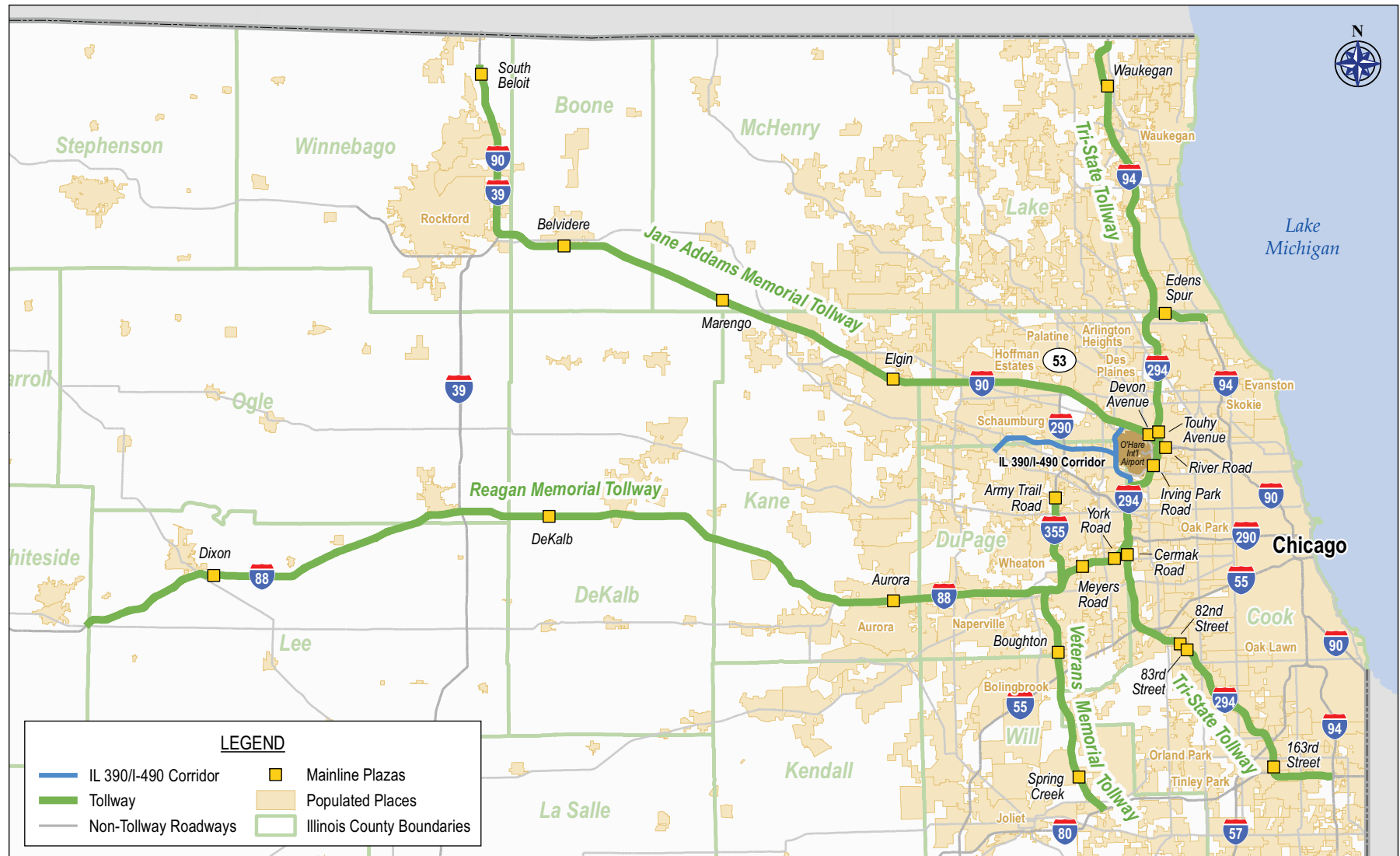
The Jane Addams Memorial Tollway, designated I-90 for its entire length, runs in a generally east-west alignment from just east of Chicago O'Hare International Airport, through Rockford, Illinois, to the Wisconsin border. The route passes through portions of Cook, Kane, McHenry, Boone, and Winnebago counties. Its western terminus is located at Rockton Road, 2.7 miles south of the Illinois-Wisconsin border. The eastern terminus is located just east of O'Hare International Airport, beyond which I-90 continues as the Kennedy Expressway, providing a direct connection to the northwest side of Chicago and the Chicago central business district. A major project to add one lane in both directions and reconstruct the Jane Addams Memorial Tollway between I-39 and I-294 is ongoing. Widening and reconstruction between I-39 and the Elgin Mainline Plaza was completed in 2014, providing a six-lane cross section between the western terminus of the Jane Addams Memorial Tollway and the Elgin Mainline Plaza. Construction between the Elgin Mainline Plaza and I-294 is scheduled to be completed in 2016. When completed, this section will have an eight-lane cross section. The Jane Addams Memorial Tollway helps to link northwest Indiana and central Wisconsin. It is part of the 3,101-mile-long I-90 route that links the country's East and West coasts.

The southern 53-mile section of the Tri-State Tollway is designated as I-294, while the northern 24-mile section is designated as I-94. The southernmost five miles are designated as part of both I-80 and I-294. Between 2006 and 2009, more than 105 lane miles were added to the Tri-State Tollway as large portions were reconstructed and widened. Only the central section, which was already eight lanes wide from 95th Street to Balmoral Avenue, was not widened during this time frame. The route currently provides an eight-lane cross section along its entire length. The Tri-State Tollway was originally intended to provide a circumferential bypass route around the City of Chicago, but it has evolved into a major commuter travel route serving suburban and other communities in northeastern Illinois. The Tri-State Tollway provides access between the northern and southern suburbs of Chicago and to Chicago O'Hare International Airport. In the southern I-294/I-80 section, where the route runs east-west, the Tri-State Tollway is part of a major cross-country commercial truck route running from New York to San Francisco.

¹ The American Association of State Highway and Transportation (AASHTO) Special Committee on U.S. Route Numbering gave conditional approval of the I-490 designation in the November 20, 2014 report of Standing Committee on Highways.

Illinois Tollway Comprehensive Traffic and Revenue Study Update 2015 Series A Bond Financing Support

X:\TFT Group\Projects\IL 106536 2015 Series Bond Financing Support-Inshu\Graphics\ArcMap\Illinois Twy System Location Map Series A Bond.mxd \5-28-15



Mr. Michael Colsch

November 12, 2015

Page 5

The Reagan Memorial Tollway, designated as I-88 for its entire length, extends from the Tri-State Tollway near the Cook-DuPage County line in the east (15 miles west of downtown Chicago) to the eastern edge of Whiteside County in north central Illinois in the west (near Rock Falls). I-88 has an eight-lane cross section for the eastern 17 miles, from the eastern terminus to Illinois Route 59. From Illinois Route 59 west to Illinois Route 56, I-88 has a six-lane cross section, and the 70-mile section west of Illinois Route 56 has a four-lane cross section. From the western terminus, I-88 continues west as a free route (west of U.S. Route 30) for an additional 44 miles, terminating at I-80, east of the Davenport-Moline-Rock Island metropolitan area (also known as the Quad Cities). East of the Tri-State Tollway, the route continues as I-290—the Eisenhower Expressway—providing access to the Chicago central business district. Major reconstruction on the Reagan Memorial is currently underway between U.S. Route 52 and Illinois Route 251. Reconstruction and rehabilitation west of Illinois Route 251 is planned to be completed between 2017 and 2024.

The Veterans Memorial Tollway, designated as I-355, extends from its northern terminus at Army Trail Road in DuPage County, to its southern terminus at I-80 in Will County. The roadway is primarily a six-lane configuration throughout, with an eight-lane segment between the Reagan Memorial Tollway and Boughton Road. Developed suburban land characterizes the I-355 corridor, serving communities such as Addison, Bolingbrook, Downers Grove, Glendale Heights, Lombard, and Woodridge. Undeveloped land flanking the original section of the Veterans Memorial Tollway (from Army Trail Road to I-55) is diminishing. The Veterans Memorial Tollway was expanded south from I-55 to I-80 in Will County in 2007. Will County is expected to grow rapidly in the coming decades.

The EOWA project is located in the northwest suburban area of Chicago, immediately west of O'Hare International Airport, as shown on the map in Figure 1. The project consists of two highways connected in a T-formation: the east-west IL 390 and the north-south connection between I-90 at Elmhurst Road and I-294 just north of North Ave. A portion of IL 390 (previously called the Elgin-O'Hare Expressway) already exists as a four-lane expressway between Lake Street (US 20) and Rohlwing Road (IL 53). The EOWA project includes the widening of the existing expressway from four to six lanes between Irving Park Road (IL 19) and Meacham Road. The remaining portion of IL 390 east of the widened section, and the entire north-south portion, will be constructed as new access controlled facilities. Construction of the EOWA project began in 2013 and is scheduled to continue in several phases through 2026.

Toll Collection and Rate History

ISTHA collects tolls at 22 mainline plazas and 54 ramp plazas. All of the mainline plazas and two of the ramp plazas offer plaza attendants for motorists paying cash, requiring change, or requesting receipts. The remaining 52 ramp plazas are unattended. Toll payments can be made either electronically using the I-PASS system or with exact change at all plazas except the four all-electronic tolling (AET) plazas discussed below.

Electronic toll collection (ETC) started on the Illinois Tollway system in 1993 with a small pilot program on part of the Veterans Memorial Tollway. In 1994, electronic tolling expanded to other

Mr. Michael Colsch

November 12, 2015

Page 6

plazas, and in 1995, I-PASS Only lanes were introduced. In 1998, the Illinois Tollway began installing I-PASS Express lanes that enabled drivers to pay tolls while traveling at higher speeds through the plazas. ORT, which allows I-PASS payment at highway speeds, was introduced on all mainline plazas between 2005 and 2006. With ORT, only cash-paying patrons must merge to the right lanes to use the toll plazas located to the right of the ORT lanes, and re-enter the roadway after paying their toll. Vehicles utilizing I-PASS pay as they pass under the toll gantry in their current lane.

A toll rate increase in 2005 doubled PC cash rates for cash payers, while PC I-PASS rates remained unchanged. CV toll rate increases ranged from 75 to 275 percent, depending on class, time of day, and payment type. The 2005 toll schedule offered overnight discounts for all CVs and off-peak I-PASS discounts for CVs for the first time. The off-peak I-PASS discount was discontinued at the end of 2008. These changes, in addition to an aggressive marketing campaign, increased I-PASS usage on the system from approximately 50 to approximately 75 percent of total transactions between 2004 and 2005. In 2005, ISTHA also joined the E-ZPass Inter-Agency Group, which is made up of toll agencies in the Midwest and Northeast United States. Membership in this group allows for sharing of an in-vehicle transponder for toll payment on all member facilities. This provides great benefits to long-haul CV drivers.

In 2009 and 2011, the Illinois Tollway opened its first two AET plazas at Eola Road (Plaza 60) on the Reagan Memorial Tollway (I-88), and at Balmoral Avenue (Plaza 30) on the Tri-State Tollway. A third AET plaza opened in late 2013 at IL-47 on the Jane Addams Tollway (I-90), with AET toll collection utilized on all four tolled ramp movements of this interchange. The most recent AET plaza opened in 2014 on the Tri-State Tollway at the I-57 and 147th Street interchange ramps.

The 2005 toll rate schedule also simplified the former 10 toll rate classes to four rate tiers: one for PCs and three for CVs. The PC rate tier is the same as the previous Class 1, and includes all two-axle vehicles with four or fewer tires. A small-CV rate tier, consisting of two-axle vehicles with six tires, replaces Class 2. The medium-CV rate tier includes the former Classes 3, 4, 7, and 8, and consists of three- and four-axle vehicles, including two-axle vehicles towing one- and two-axle trailers. A large-CV rate tier replaces former Classes 5, 6, 9, and 10, and consists of vehicles with five or more axles, including two-axle vehicles towing three-axle trailers.

On January 1, 2012, PC toll rates increased by 87.5 percent. This rate change increased the typical mainline toll from \$0.40 to \$0.75 for I-PASS customers and from \$0.80 to \$1.50 for cash customers.

On January 1, 2015, CV toll rates increased by 40.0 percent. Commercial vehicles have no toll-rate differential between cash and I-PASS payments, but CV users do receive a discount ranging from 17 to 35 percent for overnight travel depending on rate tier and plaza. This rate change increased the typical mainline toll from \$4.00 to \$5.60 for large CVs (rate tier 4) and from \$1.50 to \$2.10 for small CVs (rate tier 2). This CV rate increase is the first part of a three-stage toll increase to be implemented between 2015 and 2017, which will result in a combined increase over all three years of approximately 60 percent.

Mr. Michael Colsch

November 12, 2015

Page 7

Historical toll rates at typical plazas are illustrated in Table 1. Not all plazas charge these rates; however, most of the rates charged at mainline plazas on the three original routes are similar. There have been four toll rate changes that applied to all PCs: an average increase of 17 percent in 1963; a decrease of 14 percent in 1970; a 37-percent increase in 1983; and most recently, an 87.5-percent increase in 2012. Additionally, there was a PC increase in 2005 that applied to only cash-paying vehicles. CVs had three rate increases prior to the most recent in 2015: 50 percent in 1963; 68 percent in 1983; and an average of 216 percent for non-discounted, daytime rates in 2005. Even with the 2012 PC increase, the Illinois Tollway is still among the lower-priced toll roads in the country on a per-mile basis. Table 2 lists toll rates for all toll roads in the U.S.

The percentage of transactions paid with I-PASS has increased over time. The increase has been gradual in most years, with the most notable exception being a sharp increase in late 2004, leading up to the January 1, 2005 toll rate increase. The percent of payments being made via I-PASS was 47 percent for PCs and 51 percent for CVs in August 2004. By January 2005, I-PASS usage had increased to 74 percent participation for PCs and 71 percent for CVs. PC I-PASS payment rates also saw an increase due to the January 1, 2012 toll increase, with a jump of approximately 2.6 percent from 2011 to 2012. That year, the Illinois Tollway had the highest rate of ETC participation by revenue out of the top 15 toll agencies in the country. The Illinois Tollway continued to lead other toll agencies in ETC participation in 2014 as shown in Table 3. Over the last two years, growth in I-PASS usage has leveled off. The ETC usage rate was 86.3 percent in 2012, 86.5 percent in 2013, and 86.6 percent in 2014. For 2015 year-to-date, January through September, ETC usage rate is 86.5 percent.

Table 1: Current and Historical Toll Rates on Illinois Tollway Typical Mainline Plazas

Vehicle Class		Previous Rates								Current Rates	
Rate Tier	Description	1959-1963	1964-1970	1971-1983	1983-2004	2005-2011	2005-2011	2012-2014	2012-2014	2015	2015
						Discount	Non-Discount	Discount	Non-Discount	Discount	Non-Discount
1	Automobile, motorcycle, single unit truck or tractor, two axles, four or less tires	\$0.30	\$0.35	\$0.30	\$0.40	\$0.40	\$0.80	\$0.75	\$1.50	\$0.75	\$1.50
2	Single unit truck or tractor, buses, two axles, six tires	0.40	0.45	0.30	0.50	1.00	1.50	1.00	1.50	1.40	2.10
3	Three axle trucks and buses	0.50	0.50	0.45	0.75	1.75	2.25	1.75	2.25	2.45	3.15
3	Trucks with four axles	0.50	0.60	0.60	1.00	1.75	2.25	1.75	2.25	2.45	3.15
4	Trucks with five axles	0.50	0.75	0.75	1.25	3.00	4.00	3.00	4.00	4.20	5.60
4	Trucks with six axles	0.50	0.90	0.90	1.50	3.00	4.00	3.00	4.00	4.20	5.60
3	Class 1 vehicle with one axle trailer	0.50	0.50	0.45	0.60	1.75	2.25	1.75	2.25	2.45	3.15
3	Class 1 vehicle with two axle trailer	0.50	0.60	0.60	0.80	1.75	2.25	1.75	2.25	2.45	3.15
4	Miscellaneous PC special or unusual vehicles not classified above	0.50	0.90	1.00	1.75	3.00	4.00	3.00	4.00	4.20	5.60

- (1) The toll rates listed above are toll rates for half (11 of 22) of the mainline plazas on the existing Tollway System. Toll rates at the other 11 mainline plazas are higher by various amounts. A complete listing of toll rates at each Tollway System plaza may be found on the Authority's website. No other information from the Authority's website is incorporated by reference into this Official Statement. Toll rates on the Elgin-O'Hare corridor are currently expected to begin to go into effect in 2017, and are currently estimated to be significantly higher, on a per-mile basis, than toll rates on the existing Tollway System.
- (2) Rate Tier 1 vehicles making payment via I-PASS are tolled at the discounted rate, and the non-discounted rate applies to cash forms of payment.
- (3) Commercial vehicles (Rate Tiers 2-4) are tolled at a discounted rate during the overnight period of 10 p.m. – 6 a.m. whether paying by I-PASS or cash (the "Overnight Discount Rate"). Prior to January 1, 2009, commercial vehicles paying by I-PASS were tolled at the discounted rate for certain off-peak time periods (the "I-PASS Off-Peak Discount Rate"). This I-PASS Off-Peak Discount Rate expired on 12/31/2008. The Overnight Discount Rate continues.



Mr. Michael Colsch

November 12, 2015

Page 9

Table 2: Toll Rates for U.S. Toll Roads

Toll Agency (State)	\$ per mile	
	Passenger Car	5-Axle Truck
Adams Avenue Parkway, Inc. (UT)	\$1.000	\$2.500
Skyway Concession Company (IL)	\$0.577	\$3.231
Northwest Parkway, LLC (CO)	\$0.379	\$1.516
City of Chesapeake (VA)	\$0.375	\$0.438
Toll Road Investors Partnership II (VA)	\$0.371	\$1.114
DBi Services (VA)	\$0.369	\$0.710
Transportation Corridor Agencies (CA)	\$0.343	\$1.293
Central Texas Regional Mobility Authority (TX)	\$0.302	\$1.208
E-470 Public Highway Authority (CO)	\$0.289	\$1.157
San Diego Association of Governments (CA)	\$0.275	\$0.550
Metropolitan Washington Airports Authority (VA)	\$0.261	\$0.784
Fort Bend County Toll Road Authority (TX)	\$0.213	\$0.812
Richmond Metropolitan Transportation Authority (VA)	\$0.206	\$0.294
Cameron County Regional Mobility Authority (TX)	\$0.190	\$0.759
North Carolina Turnpike Authority (NC)	\$0.189	\$0.755
Tampa-Hillsborough County Expressway Authority (FL)	\$0.184	\$0.736
Harris County Toll Road Authority (TX)	\$0.183	\$0.880
Miami-Dade Expressway Authority (FL)	\$0.171	\$0.685
SH 130 Concession Company, LLC (TX)	\$0.170	\$0.682
Connector 2000 Association (SC)	\$0.169	\$0.531
North Texas Tollway Authority (TX)	\$0.167	\$0.700
Delaware Department of Transportation (DE)	\$0.160	\$0.313
Texas Department of Transportation (TX)	\$0.159	\$0.501
North East Texas Regional Mobility Authority (TX)	\$0.152	\$0.609
Osceola County (FL)	\$0.141	\$0.565
Central Florida Expressway Authority (FL)	\$0.137	\$0.329
New Jersey Turnpike Authority (NJ) - New Jersey Turnpike	\$0.117	\$0.385
South Carolina Department of Transportation (SC)	\$0.110	\$0.551
Maryland Transportation Authority (MD)	\$0.102	\$0.698
Pennsylvania Turnpike Commission (PA)	\$0.089	\$0.466
South Jersey Transportation Authority (NJ)	\$0.085	\$0.341
Florida Turnpike Enterprise (FL)	\$0.080	\$0.280
Virginia Department of Transportation (VA)	\$0.075	\$0.150
Mid-Bay Bridge Authority (FL)	\$0.067	\$0.400
Illinois State Toll Highway Authority (IL)	\$0.062	\$0.441
Maine Turnpike Authority (ME)	\$0.058	\$0.233
Oklahoma Turnpike Authority (OK)	\$0.053	\$0.185
Massachusetts Department of Transportation (MA)	\$0.050	\$0.160
New York State Thruway Authority (NY)	\$0.049	\$0.258
Ohio Turnpike and Infrastructure Commission (OH)	\$0.049	\$0.153
New Jersey Turnpike Authority (NJ) - Garden State Parkway	\$0.048	\$0.214
Florida Department of Transportation (FL)	\$0.048	\$0.184
West Virginia Parkways, Economic Development, and Tourism Authority (WV)	\$0.044	\$0.184
New Hampshire Department of Transportation (NH)	\$0.043	\$0.187
Kansas Turnpike Authority (KS)	\$0.041	\$0.128
Indiana Toll Road Concession Company (IN)	\$0.030	\$0.261
National Average	\$0.088	\$0.366

Note: Toll rates are for electronic payments at peak hour rates, if applicable. Toll rates are for full-length trips, with the exception of the Garden State Parkway 5-axle truck rates, which reflect only for the part of the facility where 5-axle trucks are allowed. Toll rates are current as of July 2015.

Mr. Michael Colsch
November 12, 2015
Page 10

Table 3: 2014* ETC Usage Rates for U.S. Toll Agencies

ETC Usage Rank	ETC Usage Rates	Toll Agency Name	Name of ETC System
1	86.7%	Illinois Tollway	I-PASS/E-ZPass
2	84.2%	Metropolitan Transportation Authority (NY)	E-ZPass
3	81.4%	Florida Turnpike	SunPass
4	81.2%	New Jersey Turnpike Authority	E-ZPass
5	80.6%	Port Authority of New York and New Jersey	E-ZPass
6	79.0%	North Texas Tollway Authority System*	TollTag
7	77.5%	Indiana Toll Road Concession Company**	E-ZPass
8	77.0%	Maryland Transportation Authority***	E-ZPass
9	74.7%	Massachusetts Department of Transportation	E-ZPass
10	73.8%	Harris County Toll Road Authority (Houston)****	E-Z Tag
11	72.0%	Pennsylvania Turnpike Commission	E-ZPass
12	70.6%	Oklahoma Turnpike Authority	PIKEPASS
13	70.3%	New York State Thruway Authority	E-ZPass
14	63.2%	Bay Area Toll Authority	FasTrak
15	52.9%	Ohio Turnpike Commission	E-ZPass

Source for Illinois Tollway ETC usage: Illinois Tollway transponder rate 2014 CAFR

Source for ETC usage at other agencies: respective toll facilities web pages

* "over 79%"; no decimal value provided.

** ITRCC went through bankruptcy proceedings in late 2014 and was sold to IFM Investors in May 2015; Macquarie previously reported 2014 data on their website; IFM had not yet released any data as of the time of this research effort.

*** No decimal value provided.

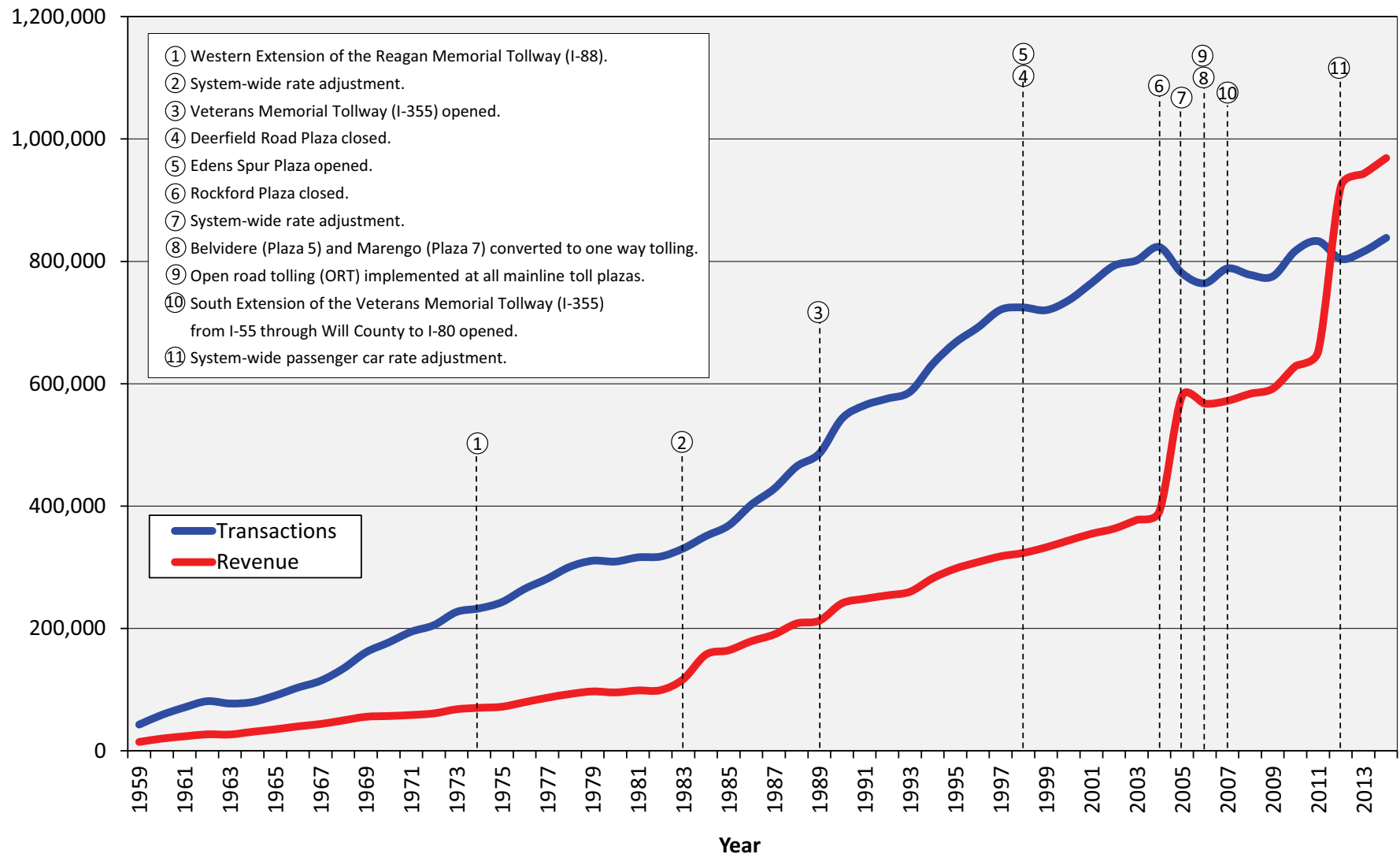
****FY2014: 73.8%; FY2015: 73.4%; as of 9/1/2015

Historical Traffic and Revenue Trends

Figure 2, Table 4, and Table 5 provide the annual transactions and toll revenue on the Illinois Tollway from the first full year of operation in 1959 through 2014. Historical revenues are recorded by ISTHA as toll revenues. Toll revenues are audited revenues and include only those revenues that were actually collected during the year. The source of toll revenues is the ISTHA Comprehensive Annual Financial Report (CAFR).

Over the course of the Illinois Tollway's history, transactions have increased steadily with only a few year-to-year declines. However, the rate of transaction growth has slowed as the Illinois Tollway's service area has matured. The average annual increase in transactions in the first two decades (1959-1980) was 9.9 percent. Since 1980, transaction growth has been successively lower in each decade. Most recently, transactions have had some volatility with declines occurring in five of the last 10 years. Factors such as toll rate increases, systemwide plaza reconfiguration, and the national recession contributed to these declines. For example, transactions declined 3.5 percent in 2012 due to the PC toll rate increase. Transactions increased in the following two years, reaching an all-time high of 838.3 million in 2014.

Annual toll revenues have generally displayed a growth pattern similar to transactions. However, periodic jumps in revenue have occurred as a result of toll rate increases. Between 1959 and 1980, revenue increased an average of 9.4 percent per year. Compared to this, total revenue growth increased only slightly between 1980 and 1990, and fell between 1990 and 2000 when there were no toll increases. Since 2000, revenue has grown at a faster rate due to PC and CV toll increases in 2005 and a PC toll rate increase in 2012. In 2013, revenue increased 2.3 percent and for 2014, collected revenue is up 2.7 percent, for a record high of \$969.0 million.



**ILLINOIS TOLLWAY SYSTEM-WIDE
ANNUAL TRANSACTIONS AND TOLL REVENUE (in thousands)**

FIGURE 2

Table 4: Illinois Tollway Systemwide Annual Transactions (in thousands)

Year	Passenger Cars	PC AAPC	Commercial Vehicles	CV AAPC	Total	Total AAPC
1959	37,884	-	5,050	-	42,934	-
1964	72,721	13.9%	7,005	6.8%	79,726	13.2%
1969	146,476	15.0%	14,488	15.6%	160,964	15.1%
1970	160,916	9.9%	16,187	11.7%	177,103	10.0%
1975	216,180	6.1%	26,914	10.7%	243,094	6.5%
1980	269,106	4.5%	40,183	8.3%	309,289	4.9%
1982	278,508	1.7%	38,993	-1.5%	317,501	1.3%
1983 ⁽¹⁾	290,687	4.4%	40,116	2.9%	330,803	4.2%
1985	324,673	5.7%	43,543	4.2%	368,216	5.5%
1989 ⁽²⁾	428,745	7.2%	57,193	7.1%	485,938	7.2%
1990	485,085	13.1%	57,962	1.3%	543,047	11.8%
1995	597,026	4.2%	70,179	3.9%	667,205	4.2%
2000	664,002	2.1%	72,308	0.6%	736,310	2.0%
2001	687,856	3.6%	76,429	5.7%	764,285	3.8%
2002	715,073	4.0%	77,763	1.7%	792,836	3.7%
2003	693,507	-3.0%	108,096	39.0%	801,603	1.1%
2004	714,120	3.0%	109,025	0.9%	823,145	2.7%
2005 ⁽¹⁾	695,378	-2.6%	85,068	-22.0%	780,446	-5.2%
2006 ⁽³⁾	678,535	-2.4%	85,590	0.6%	764,125	-2.1%
2007 ⁽²⁾	696,055	2.6%	92,237	7.8%	788,292	3.2%
2008	688,516	-1.1%	89,366	-3.1%	777,882	-1.3%
2009	694,837	0.9%	80,516	-9.9%	775,353	-0.3%
2010	730,797	5.2%	86,286	7.2%	817,083	5.4%
2011	743,195	1.7%	89,633	3.9%	832,828	1.9%
2012 ⁽¹⁾	711,680	-4.2%	92,100	2.8%	803,780	-3.5%
2013	720,513	1.2%	95,528	3.7%	816,041	1.5%
2014	737,238	2.3%	101,041	5.8%	838,279	2.7%
2015 ⁽⁴⁾	582,552	5.9%	77,837	3.2%	660,388	5.6%
Growth rates (AAPC)						
1959 - 1980		9.8%		10.4%		9.9%
1980 - 1990		6.1%		3.7%		5.8%
1990 - 2000		3.2%		2.2%		3.1%
2000 - 2010		1.0%		1.8%		1.0%
2000 - 2005		0.9%		3.3%		1.2%
2005 - 2010		1.0%		0.3%		0.9%
2010 - 2014		0.2%		4.0%		0.6%

⁽¹⁾ Systemwide passenger car rate adjustment

⁽²⁾ Veterans Memorial Tollway (I-355) segments opened

⁽³⁾ Open Road Tolling (ORT) implemented at all mainline toll plazas

⁽⁴⁾ 2015 values are for January through September of 2015

Mr. Michael Colsch
November 12, 2015
Page 14

Table 5: Illinois Tollway Systemwide Annual Revenue (in thousands)⁽¹⁾

Year	Passenger Cars	PC AAPC	Commercial Vehicles	CV AAPC	Total	Total AAPC
1959	\$11,943	-	\$2,593	-	\$14,536	-
1964	26,284	17.1%	4,888	13.5%	31,172	16.5%
1969	46,872	12.3%	8,803	12.5%	55,675	12.3%
1970	47,565	1.5%	9,343	6.1%	56,908	2.2%
1975	58,784	4.3%	13,277	7.3%	72,061	4.8%
1980	73,248	4.5%	22,204	10.8%	95,452	5.8%
1982	76,004	1.9%	23,148	2.1%	99,152	1.9%
1983 ⁽²⁾	88,074	15.9%	29,154	25.9%	117,228	18.2%
1985	120,397	16.9%	43,901	22.7%	164,298	18.4%
1989 ⁽³⁾	155,394	6.6%	57,387	6.9%	212,781	6.7%
1990	183,237	17.9%	57,842	0.8%	241,079	13.3%
1995	227,519	4.4%	70,389	4.0%	297,908	4.3%
2000	268,277	3.4%	75,668	1.5%	343,945	2.9%
2001	276,724	3.1%	78,050	3.1%	354,774	3.1%
2002	276,763	0.0%	86,472	10.8%	363,235	2.4%
2003	275,751	-0.4%	101,703	17.6%	377,454	3.9%
2004	287,218	4.2%	104,368	2.6%	391,586	3.7%
2005 ⁽²⁾	341,352	18.8%	239,090	129.1%	580,442	48.2%
2006 ⁽⁴⁾	324,556	-4.9%	242,943	1.6%	567,499	-2.2%
2007 ⁽³⁾	321,008	-1.1%	251,085	3.4%	572,093	0.8%
2008	335,653	4.6%	247,994	-1.2%	583,647	2.0%
2009	334,520	-0.3%	257,543	3.9%	592,063	1.4%
2010	348,946	4.3%	279,808	8.6%	628,754	6.2%
2011	354,186	1.5%	298,488	6.7%	652,674	3.8%
2012 ⁽²⁾	615,957	73.9%	306,433	2.7%	922,390	41.3%
2013	622,349	1.0%	320,803	4.7%	943,152	2.3%
2014	630,556	1.3%	338,416	5.5%	968,972	2.7%
2015 ⁽⁵⁾	497,149	5.5%	362,264	43.8%	859,413	18.9%
Growth rates (AAPC)						
1959 - 1980		9.0%		10.8%		9.4%
1980 - 1990		9.6%		10.0%		9.7%
1990 - 2000		3.9%		2.7%		3.6%
2000 - 2010		2.7%		14.0%		6.2%
2000 - 2005		4.9%		25.9%		11.0%
2005 - 2010		0.4%		3.2%		1.6%
2010 - 2014		15.9%		4.9%		11.4%

⁽¹⁾ Collected Revenue. Source: 2014 Illinois Tollway Comprehensive Annual Financial Report (CAFR).

⁽²⁾ Systemwide Rate adjustment

⁽³⁾ Veterans Memorial Tollway (I-355) segments opened

⁽⁴⁾ Open Road Tolling (ORT) implemented at all mainline toll plazas

⁽⁵⁾ 2015 revenues are unaudited and preliminary revenues for January through September of 2015. Numbers may not add due to rounding. CV toll rates increased by 40.0% in 2015.

Recent Performance Trends

Systemwide

On January 1, 2012, a toll rate increase went into effect that increased electronic and cash toll rates on PCs by approximately 87.5 percent. CV toll rates were unchanged in 2012. Total transactions in 2012 declined by approximately 3.5 percent from 2011 due in part to the PC toll rate increase and construction impacts. Revenues in 2012 for all vehicles exceeded 2011 by 41.3 percent. Total transactions on the Illinois Tollway system in 2013 exceeded 2012 by 1.5 percent. Likewise, 2013 revenues exceeded 2012 revenues by 2.3 percent.

Total systemwide transactions in 2014 exceeded 2013 levels in all months but January. The decrease in transactions in January 2014 can be attributed to weather events, specifically record snowfalls and several days of extremely cold temperatures. In 2014, both total transactions and preliminary unaudited revenue on the Illinois Tollway system exceeded 2013 levels by 2.7 percent.

On January 1, 2015, a toll rate increase of 40.0 percent came into effect for CVs on the Illinois Tollway system. Despite the increase, CV transactions have exhibited a systemwide increase of 3.2 percent year-to-date (through September 30th), attesting to the relatively low elasticity of demand demonstrated by Tollway patrons. In comparison, PC transactions are up 5.9 percent for 2015 year-to-date.

With respect to forecast performance, 2015 year-to-date² PC transactions have exceeded the CDM Smith forecast for 2015 by 3.4 percent, while CV transactions have exceeded the forecast by 3.9 percent. The increase in transactions has contributed to systemwide PC revenues exceeding the forecast for 2015 year-to-date by 3.2 percent and CV revenues exceeding the forecast by 4.2 percent.

By Facility

Annual revenues by facility are presented in Table 6, while recent monthly transactions on the four Illinois Tollway facilities and systemwide are presented in Table 7 through Table 11. As illustrated, trends on the different facilities have varied.

On the Jane Addams Memorial Tollway, growth on the urbanized eastern section has leveled off in the past 10 years as growth has moved westward with development, past the suburbs and into exurbs. For example, transactions at the Elgin Plaza (representative of exurbs) have grown at a much higher rate than transactions at the Devon Avenue and River Road plazas (representative of the suburbs) in recent years. Growth at the suburban plazas is largely limited by the existing peak-period traffic congestion. This congestion is anticipated to be partially alleviated by the widening and reconstruction of this facility. Between 2012 and 2014, traffic on the western portion of Jane Addams was depressed by the major construction work. Impacts are expected to shift east

² Data for January through September 2015

Mr. Michael Colsch
November 12, 2015
Page 16

as construction moves to the eastern portion of the Jane Addams between 2015 and 2018. However, with the completion of construction work west of the Elgin Plaza, the facility began to see recovery of traffic volumes in the second half of 2014.

The Tri-State Tollway has remained the highest volume route since the Illinois Tollway opened. Though initially intended as a bypass of the Chicago metropolitan area, the Tri-State has since become a commuter route for traffic to and from the City of Chicago, as well as between suburbs. As development around the corridor has matured, traffic volumes have stabilized, similar to the eastern section of the Jane Addams. In addition to serving as a commuter route, the Tri-State also carries significant CV traffic. The southernmost five miles of I-294 are aligned with I-80, a national truck route. The 163rd Street Toll Plaza, just north of the junction with I-80, has by far the highest number of five-axle truck (rate tier 4) transactions on the entire system. In addition, five-axle trucks account for a significant portion of the total traffic at the 163rd Street Toll Plaza. In 2014, five-axle trucks accounted for 18.0 percent of total transactions at the plaza, compared with 8.4 percent of transactions systemwide.

The Reagan Memorial Tollway has generally experienced the highest overall growth rate of the three original Illinois Tollway routes, due to a rapidly increasing population in the western suburbs, such as Naperville and Aurora, and employment along the “tech corridor” that flanks I-88. By 2010, widening was completed on the more heavily-travelled eastern section.

The Veterans Memorial Tollway is used by many suburb-to-suburb commuters and directly connects four major Interstate highways: I-80, I-55, I-88, and I-290. With the completion of the south extension in 2007, the Veterans Memorial Tollway adds an additional Interstate route from I-80 to I-90. This has attracted some long-haul truckers looking to bypass more congested areas of the region. The south extension also opens up to areas of Will County that are still being developed. Some of the more recent growth is a result of development at the south end of the route.

Table 6: Illinois Tollway Revenue by Route, 2009-2014 (in thousands)⁽¹⁾

Illinois Tollway Route	2011	% change	2012 ⁽²⁾	% change	2013	% change	2014	% change	2015 ⁽³⁾
Jane Addams Memorial	\$133,509	40.7%	\$187,798	-4.4%	\$179,626	-0.8%	\$178,269	-	\$163,564
Tri-State	\$297,392	36.0%	\$404,538	4.1%	\$421,112	3.4%	\$435,600	-	\$396,084
Reagan Memorial	\$106,458	39.3%	\$148,262	6.8%	\$158,363	4.2%	\$165,017	-	\$139,358
Veterans Memorial	\$114,928	57.7%	\$181,287	1.2%	\$183,448	3.1%	\$189,126	-	\$159,550

⁽¹⁾ Collected revenue, Source: Illinois Tollway 2014 Comprehensive Annual Financial Report (CAFR)

⁽²⁾ Systemwide PC toll rate adjustment in 2012.

⁽³⁾ 2015 revenues are unaudited and preliminary for January through September of 2015. Numbers may not add due to rounding. CV toll rates increased by 40.0 percent in 2015.



Mr. Michael Colsch
November 12, 2015
Page 17

Table 7: Jane Addams Memorial Tollway Monthly Transactions

Passenger Cars	2010	% change	2011	% change	2012	% change	2013	% change	2014	% change	2015
January	11,855,167	0.9%	11,957,856	-8.0%	11,000,948	2.0%	11,218,391	-5.8%	10,570,907	7.9%	11,403,355
February	11,321,295	-6.0%	10,645,331	3.3%	11,001,861	-6.6%	10,280,567	0.3%	10,311,559	2.2%	10,538,582
March	13,092,608	-0.8%	12,989,508	-6.7%	12,118,467	-0.7%	12,028,668	0.2%	12,053,594	3.4%	12,465,438
April	13,199,891	-3.5%	12,734,886	-6.1%	11,963,079	-0.7%	11,884,062	3.1%	12,255,126	3.8%	12,722,550
May	13,827,968	-4.9%	13,153,049	-3.1%	12,749,101	-0.5%	12,681,515	2.0%	12,940,246	3.1%	13,344,445
June	13,821,567	-3.6%	13,319,073	-1.9%	13,064,739	-4.6%	12,464,720	2.7%	12,804,273	3.3%	13,229,481
July	14,648,145	-6.7%	13,662,171	-0.8%	13,556,902	-3.6%	13,070,761	3.0%	13,464,607	3.7%	13,958,543
August	14,623,666	-6.8%	13,632,279	0.0%	13,629,495	-2.3%	13,311,394	1.2%	13,471,674	2.0%	13,744,428
September	13,295,578	-5.7%	12,534,515	-2.2%	12,262,773	-3.1%	11,883,399	3.6%	12,312,830	3.1%	12,699,112
October	13,593,544	-3.4%	13,138,119	-4.7%	12,517,782	-1.3%	12,355,193	3.2%	12,750,229	-	-
November	12,700,222	-2.5%	12,387,162	-4.7%	11,802,051	0.4%	11,845,459	-1.0%	11,732,576	-	-
December	12,509,867	0.6%	12,582,290	-6.1%	11,818,429	0.0%	11,821,951	4.3%	12,333,651	-	-
Total	158,489,518	-3.6%	152,736,239	-3.4%	147,485,627	-1.8%	144,846,080	1.5%	147,001,272	3.6%	114,105,934
Commercial Vehicles	2010	% change	2011	% change	2012	% change	2013	% change	2014	% change	2015
January	1,318,678	6.0%	1,398,370	4.8%	1,465,077	4.3%	1,528,321	-6.6%	1,427,707	5.4%	1,505,213
February	1,287,210	2.9%	1,325,152	9.8%	1,454,858	-2.1%	1,423,608	-3.7%	1,370,775	3.2%	1,415,235
March	1,520,375	5.4%	1,602,872	0.8%	1,615,344	-2.7%	1,572,105	-1.6%	1,546,543	8.1%	1,671,967
April	1,549,373	-1.5%	1,526,570	3.3%	1,576,240	0.8%	1,588,803	1.2%	1,608,098	8.6%	1,746,473
May	1,568,621	1.0%	1,584,088	9.1%	1,728,065	-5.6%	1,631,882	2.7%	1,676,639	4.1%	1,745,120
June	1,675,510	-1.8%	1,645,938	4.6%	1,721,753	-9.6%	1,555,914	6.6%	1,658,759	8.6%	1,801,833
July	1,608,208	-3.7%	1,549,475	10.9%	1,717,950	-5.8%	1,618,816	6.7%	1,727,653	4.2%	1,799,607
August	1,693,935	-1.2%	1,674,363	10.3%	1,846,083	-10.1%	1,660,464	1.5%	1,684,867	6.1%	1,786,881
September	1,625,752	-3.3%	1,571,757	3.5%	1,626,228	-5.2%	1,542,477	8.2%	1,668,710	6.0%	1,768,049
October	1,624,644	0.8%	1,637,797	7.3%	1,757,982	-4.8%	1,674,342	4.9%	1,756,317	-	-
November	1,504,960	1.6%	1,528,837	2.3%	1,564,570	-4.7%	1,491,307	1.2%	1,509,233	-	-
December	1,427,704	1.5%	1,448,627	-3.2%	1,402,038	-1.0%	1,388,654	11.8%	1,552,257	-	-
Total	18,404,970	0.5%	18,493,846	5.3%	19,476,188	-4.1%	18,676,693	2.7%	19,187,558	6.1%	15,240,378
All Vehicles Total	176,894,488	-3.2%	171,230,085	-2.5%	166,961,815	-2.1%	163,522,773	1.6%	166,188,830	-	-



Mr. Michael Colsch
November 12, 2015
Page 18

Table 8: Tri-State Tollway Monthly Transactions

Passenger Cars	2010	% change	2011	% change	2012	% change	2013	% change	2014	% change	2015
January	21,542,251	6.3%	22,900,517	-4.4%	21,888,645	2.7%	22,488,907	-4.4%	21,502,288	12.2%	24,131,583
February	20,780,215	-1.1%	20,557,304	6.6%	21,923,586	-5.4%	20,748,454	1.6%	21,072,104	5.8%	22,287,995
March	24,681,176	3.1%	25,440,449	-3.7%	24,505,020	-1.2%	24,220,134	3.1%	24,960,586	8.1%	26,975,165
April	24,889,327	-0.1%	24,870,476	-2.3%	24,299,559	0.7%	24,464,595	5.0%	25,691,316	7.5%	27,613,191
May	26,263,070	0.3%	26,343,011	-0.2%	26,294,042	2.0%	26,827,678	3.8%	27,844,759	6.2%	29,580,696
June	26,927,834	1.6%	27,348,896	-3.7%	26,334,517	0.7%	26,523,078	4.8%	27,791,138	8.0%	30,021,033
July	27,761,068	2.8%	28,533,405	-7.0%	26,536,316	5.7%	28,036,457	3.9%	29,141,603	8.9%	31,738,508
August	27,809,715	3.6%	28,797,446	-7.0%	26,768,268	7.7%	28,826,222	0.1%	28,866,409	8.2%	31,227,450
September	25,506,615	3.7%	26,454,176	-9.1%	24,042,345	7.4%	25,817,482	2.3%	26,418,897	9.8%	29,002,485
October	26,465,238	2.7%	27,180,676	-7.0%	25,286,138	7.0%	27,059,245	3.1%	27,885,294	-	-
November	24,792,776	1.9%	25,268,781	-5.7%	23,841,024	3.0%	24,554,305	3.5%	25,421,833	-	-
December	23,971,684	4.0%	24,939,903	-6.9%	23,215,247	4.4%	24,242,701	7.7%	26,112,957	-	-
Total	301,390,969	2.4%	308,635,040	-4.4%	294,934,707	3.0%	303,809,258	2.9%	312,709,184	8.3%	252,578,106
Commercial Vehicles	2010	% change	2011	% change	2012	% change	2013	% change	2014	% change	2015
January	3,277,114	11.5%	3,654,427	4.6%	3,822,579	4.1%	3,977,758	1.0%	4,018,042	6.5%	4,278,507
February	3,251,988	5.1%	3,416,552	11.4%	3,805,841	-3.4%	3,676,688	5.1%	3,865,803	3.6%	4,003,393
March	3,876,030	7.0%	4,148,294	1.7%	4,219,253	-3.8%	4,057,628	7.7%	4,368,731	7.7%	4,706,799
April	3,952,813	-0.1%	3,947,928	4.2%	4,115,270	4.0%	4,279,014	7.3%	4,590,622	4.8%	4,810,234
May	4,002,985	3.8%	4,155,795	6.5%	4,426,781	3.1%	4,562,532	4.7%	4,778,306	0.6%	4,804,733
June	4,330,381	1.8%	4,406,592	-2.0%	4,316,717	0.9%	4,356,998	9.0%	4,747,039	4.4%	4,957,449
July	4,112,300	1.1%	4,157,065	0.2%	4,166,988	9.0%	4,541,255	7.5%	4,881,728	2.0%	4,980,603
August	4,376,606	3.8%	4,543,671	-1.7%	4,465,547	5.7%	4,721,636	1.6%	4,795,245	3.1%	4,941,940
September	4,261,512	0.1%	4,266,510	-7.4%	3,951,726	11.0%	4,387,954	8.5%	4,761,653	2.9%	4,897,625
October	4,270,598	1.8%	4,348,507	1.3%	4,406,470	9.5%	4,823,053	5.8%	5,104,024	-	-
November	3,951,122	4.0%	4,109,848	-1.5%	4,049,231	3.6%	4,195,502	3.9%	4,359,200	-	-
December	3,827,368	2.7%	3,931,346	-7.2%	3,649,187	10.9%	4,048,415	10.7%	4,479,744	-	-
Total	47,490,817	3.4%	49,086,535	0.6%	49,395,590	4.5%	51,628,433	6.0%	54,750,137	3.9%	42,381,283
All Vehicles Total	348,881,786	2.5%	357,721,575	-3.7%	344,330,297	3.2%	355,437,691	3.4%	367,459,321	-	-

Table 9: Reagan Memorial Tollway Monthly Transactions

Passenger Cars	2010	% change	2011	% change	2012	% change	2013	% change	2014	% change	2015
January	9,230,973	7.3%	9,906,229	-4.3%	9,476,941	2.5%	9,714,473	-4.7%	9,257,750	10.2%	10,198,736
February	8,934,234	0.4%	8,972,043	6.8%	9,579,526	-6.0%	9,006,071	0.7%	9,069,210	4.2%	9,447,808
March	10,497,845	4.2%	10,942,337	-3.6%	10,548,555	-1.6%	10,375,156	2.3%	10,618,833	5.7%	11,223,444
April	10,295,443	4.2%	10,730,947	-3.5%	10,352,167	1.4%	10,492,927	3.7%	10,884,232	4.7%	11,391,450
May	10,499,494	7.4%	11,275,194	-2.1%	11,040,375	3.4%	11,411,719	2.8%	11,736,090	1.7%	11,936,108
June	10,479,459	9.6%	11,482,970	-5.6%	10,835,782	1.6%	11,007,879	3.7%	11,418,111	2.6%	11,719,846
July	11,133,152	4.6%	11,647,365	-7.1%	10,817,661	6.0%	11,464,049	3.5%	11,870,512	3.0%	12,224,204
August	11,515,813	3.7%	11,946,654	-7.0%	11,107,931	6.1%	11,782,512	0.7%	11,862,329	1.8%	12,075,693
September	10,969,950	2.5%	11,246,786	-8.2%	10,319,275	5.5%	10,888,709	3.9%	11,309,668	3.4%	11,698,731
October	11,267,710	3.2%	11,632,542	-6.6%	10,864,723	4.7%	11,380,248	4.2%	11,863,371	-	-
November	10,661,912	2.1%	10,890,872	-5.2%	10,320,300	2.2%	10,551,593	1.7%	10,726,625	-	-
December	10,382,766	4.4%	10,844,052	-6.6%	10,126,787	2.8%	10,408,580	6.9%	11,121,735	-	-
Total	125,868,751	4.5%	131,517,991	-4.7%	125,390,023	2.5%	128,483,916	2.5%	131,738,466	4.0%	101,916,020
Commercial Vehicles	2010	% change	2011	% change	2012	% change	2013	% change	2014	% change	2015
January	682,942	12.4%	767,705	10.4%	847,571	3.3%	875,326	13.8%	996,221	-1.0%	986,601
February	674,740	6.5%	718,710	15.6%	831,052	-1.1%	821,605	13.6%	933,484	-2.8%	907,225
March	809,369	6.8%	864,456	7.2%	926,715	-1.7%	910,724	16.7%	1,062,729	1.6%	1,079,518
April	830,485	1.7%	844,379	9.4%	923,464	10.5%	1,020,457	12.0%	1,142,807	-0.5%	1,136,845
May	840,755	14.4%	961,581	5.1%	1,010,999	14.7%	1,159,616	4.2%	1,208,435	-4.9%	1,148,958
June	904,958	17.0%	1,058,808	-6.7%	987,457	11.4%	1,099,822	10.1%	1,210,976	-0.6%	1,203,281
July	892,875	14.5%	1,022,102	-7.1%	949,612	22.8%	1,166,066	6.6%	1,242,657	-3.5%	1,199,139
August	956,051	17.8%	1,125,837	-8.4%	1,030,802	18.3%	1,219,118	2.5%	1,249,561	-6.5%	1,168,588
September	922,447	11.8%	1,030,950	-9.0%	937,737	22.4%	1,147,388	9.2%	1,252,474	-5.7%	1,181,085
October	919,776	12.4%	1,033,481	2.2%	1,056,482	17.5%	1,241,198	7.0%	1,328,493	-	-
November	854,928	10.6%	945,203	1.9%	962,946	11.7%	1,075,671	-0.1%	1,074,449	-	-
December	812,997	7.6%	874,735	-4.1%	838,457	22.5%	1,027,344	4.7%	1,075,321	-	-
Total	10,102,323	11.3%	11,247,947	0.5%	11,303,294	12.9%	12,764,335	7.9%	13,777,607	-2.8%	10,011,240
All Vehicles Total	135,971,074	5.0%	142,765,938	-4.3%	136,693,317	3.3%	141,248,251	3.0%	145,516,073	-	-

Table 10: Veterans Memorial Tollway Monthly Transactions

Passenger Cars	2010	% change	2011	% change	2012	% change	2013	% change	2014	% change	2015
January	11,405,093	1.0%	11,524,569	-7.5%	10,654,926	4.8%	11,167,898	-6.9%	10,393,775	9.7%	11,401,361
February	10,914,269	-4.7%	10,401,129	2.9%	10,707,624	-3.9%	10,286,936	-1.3%	10,149,949	4.0%	10,556,284
March	12,670,363	-0.3%	12,635,732	-7.0%	11,753,103	-0.9%	11,647,617	1.1%	11,778,098	5.1%	12,383,925
April	12,271,479	0.6%	12,349,534	-5.9%	11,614,995	2.8%	11,945,670	2.2%	12,204,684	3.7%	12,653,483
May	12,311,179	4.1%	12,822,043	-1.2%	12,662,271	0.7%	12,749,711	1.3%	12,914,243	2.7%	13,261,375
June	12,209,311	7.8%	13,159,763	-3.4%	12,710,736	-3.4%	12,279,938	3.7%	12,733,089	5.1%	13,381,433
July	12,386,453	6.4%	13,179,514	-4.0%	12,647,587	-0.2%	12,617,194	3.0%	12,995,869	5.9%	13,765,850
August	12,583,664	7.7%	13,552,978	-4.6%	12,933,484	-0.4%	12,883,717	0.5%	12,944,744	4.3%	13,497,499
September	11,892,574	7.6%	12,802,213	-5.4%	12,107,441	-1.3%	11,948,186	4.1%	12,435,426	4.9%	13,050,465
October	12,340,023	6.0%	13,079,766	-3.4%	12,636,743	-0.2%	12,615,903	4.0%	13,117,534	-	-
November	12,013,970	2.8%	12,354,807	-4.1%	11,842,701	-1.8%	11,630,216	1.2%	11,770,794	-	-
December	12,049,192	3.3%	12,443,706	-6.8%	11,598,451	0.0%	11,600,967	6.5%	12,351,236	-	-
Total	145,047,570	3.6%	150,305,754	-4.3%	143,870,062	-0.3%	143,373,953	1.7%	145,789,441	5.0%	113,951,675
Commercial Vehicles	2010	% change	2011	% change	2012	% change	2013	% change	2014	% change	2015
January	742,670	4.1%	773,319	5.6%	816,584	13.3%	924,973	3.1%	953,582	4.3%	994,841
February	722,214	-1.4%	712,108	12.6%	801,968	7.2%	859,828	3.0%	885,433	1.4%	897,721
March	853,491	0.2%	855,441	5.6%	903,256	1.6%	917,350	8.2%	992,940	7.2%	1,064,173
April	873,220	-3.9%	839,072	10.3%	925,247	11.3%	1,030,006	6.2%	1,093,579	4.9%	1,146,660
May	852,931	7.0%	912,609	15.8%	1,056,533	6.5%	1,125,394	4.6%	1,177,630	-0.6%	1,170,813
June	901,783	7.9%	973,054	8.7%	1,057,580	-0.7%	1,049,733	11.9%	1,174,911	4.9%	1,232,579
July	871,377	6.9%	931,631	13.8%	1,060,347	5.3%	1,116,212	9.9%	1,226,372	2.0%	1,251,252
August	948,584	8.6%	1,030,529	12.6%	1,160,530	-1.4%	1,144,621	4.7%	1,198,376	1.8%	1,220,053
September	922,475	6.0%	977,727	6.7%	1,042,758	4.4%	1,089,096	11.8%	1,218,043	0.6%	1,225,700
October	911,968	9.2%	995,778	18.9%	1,184,347	0.8%	1,194,401	8.3%	1,293,566	-	-
November	863,516	8.5%	937,153	10.6%	1,036,562	0.2%	1,038,401	1.3%	1,051,773	-	-
December	823,351	5.2%	865,907	1.5%	879,128	10.2%	968,898	9.3%	1,059,464	-	-
Total	10,287,580	5.0%	10,804,328	10.4%	11,924,840	4.5%	12,458,913	7.0%	13,325,669	2.9%	10,203,792
All Vehicles Total	2010	% change	2011	% change	2012	% change	2013	% change	2014	% change	2015
All Vehicles Total	155,335,150	3.7%	161,110,082	-3.3%	155,794,902	0.0%	155,832,866	2.1%	159,115,110	-	-

Mr. Michael Colsch
November 12, 2015
Page 21

Table 11: Total Illinois Tollway System Monthly Transactions

Passenger Cars	2010	% change	2011	% change	2012	% change	2013	% change	2014	% change	2015
January	54,033,484	4.2%	56,289,171	-5.8%	53,021,460	3.0%	54,589,669	-5.2%	51,724,720	10.5%	57,135,035
February	51,950,013	-2.6%	50,575,807	5.2%	53,212,597	-5.4%	50,322,028	0.6%	50,602,822	4.4%	52,830,669
March	60,941,992	1.7%	62,008,026	-5.0%	58,925,145	-1.1%	58,271,575	2.0%	59,411,111	6.1%	63,047,972
April	60,656,140	0.0%	60,685,843	-4.0%	58,229,800	1.0%	58,787,254	3.8%	61,035,358	5.5%	64,380,674
May	62,901,711	1.1%	63,593,297	-1.3%	62,745,789	1.5%	63,670,623	2.8%	65,435,338	4.1%	68,122,624
June	63,438,171	3.0%	65,310,702	-3.6%	62,945,774	-1.1%	62,275,615	4.0%	64,746,611	5.6%	68,351,793
July	65,928,818	1.7%	67,022,455	-5.2%	63,558,466	2.6%	65,188,461	3.5%	67,472,591	6.2%	71,687,105
August	66,532,858	2.1%	67,929,357	-5.1%	64,439,178	3.7%	66,803,845	0.5%	67,145,156	5.1%	70,545,070
September	61,664,717	2.2%	63,037,690	-6.8%	58,731,834	3.1%	60,537,776	3.2%	62,476,821	6.4%	66,450,793
October	63,666,515	2.1%	65,031,103	-5.7%	61,305,386	3.4%	63,410,589	3.5%	65,616,428	-	-
November	60,168,880	1.2%	60,901,622	-5.1%	57,806,076	1.3%	58,581,573	1.8%	59,651,828	-	-
December	58,913,509	3.2%	60,809,951	-6.7%	56,758,914	2.3%	58,074,199	6.6%	61,919,579	-	-
Total	730,796,808	1.7%	743,195,024	-4.2%	711,680,419	1.2%	720,513,207	2.3%	737,238,363	5.9%	582,551,735
Commercial Vehicles	2010	% change	2011	% change	2012	% change	2013	% change	2014	% change	2015
January	6,021,404	9.5%	6,593,821	5.4%	6,951,811	5.1%	7,306,378	1.2%	7,395,552	5.0%	7,765,162
February	5,936,152	4.0%	6,172,522	11.7%	6,893,719	-1.6%	6,781,729	4.0%	7,055,495	2.4%	7,223,574
March	7,059,265	5.8%	7,471,063	2.6%	7,664,568	-2.7%	7,457,807	6.9%	7,970,943	6.9%	8,522,457
April	7,205,891	-0.7%	7,157,949	5.3%	7,540,221	5.0%	7,918,280	6.5%	8,435,106	4.8%	8,840,212
May	7,265,292	4.8%	7,614,073	8.0%	8,222,378	3.1%	8,479,424	4.3%	8,841,010	0.3%	8,869,624
June	7,812,632	3.5%	8,084,392	0.0%	8,083,507	-0.3%	8,062,467	9.0%	8,791,685	4.6%	9,195,142
July	7,484,760	2.3%	7,660,273	3.1%	7,894,897	6.9%	8,442,349	7.5%	9,078,410	1.7%	9,230,601
August	7,975,176	5.0%	8,374,400	1.5%	8,502,962	2.9%	8,745,839	2.1%	8,928,049	2.1%	9,117,462
September	7,732,186	1.5%	7,846,944	-3.7%	7,558,449	8.1%	8,166,915	9.0%	8,900,880	1.9%	9,072,459
October	7,726,986	3.7%	8,015,563	4.9%	8,405,281	6.3%	8,932,994	6.2%	9,482,400	-	-
November	7,174,526	4.8%	7,521,041	1.2%	7,613,309	2.5%	7,800,881	2.5%	7,994,655	-	-
December	6,891,420	3.3%	7,120,615	-4.9%	6,768,810	9.8%	7,433,311	9.9%	8,166,786	-	-
Total	86,285,690	3.9%	89,632,656	2.8%	92,099,912	3.7%	95,528,374	5.8%	101,040,971	3.2%	77,836,693
All Vehicles Total	817,082,498	1.9%	832,827,680	-3.5%	803,780,331	1.5%	816,041,581	2.7%	838,279,334	-	-

Regional Socioeconomic Characteristics

Regional socioeconomic characteristics are a principal driver of travel demand and have a significant impact on the ongoing usage of a toll facility. Population and employment are the two most important variables used in socioeconomic forecasts for transportation planning. From these socioeconomic variables, transportation planners forecast trip origins and destinations, trip distribution (linking origins and estimations), modal choice (auto, train, bus, walk), and trip assignment (specific route taken). The total of all auto trips assigned to Illinois Tollway routes provide the basis for revenue estimation. As such, it is critical to review these underlying demographic assumptions.

The official, regional forecasting body—the Chicago Metropolitan Agency for Planning (CMAP)—adopted the most recent regional comprehensive plan and official socioeconomic forecasts on October 13, 2010. While CMAP has conducted several subsequent updates in support of the regional air quality conformity analysis, the underlying socioeconomic forecasts have not varied significantly from the October 2010 forecasts. In support of the 2013 Comprehensive Report, CDM Smith, in conjunction with independent economist The al Chalabi Group (ACG), verified and refined the CMAP assumptions. The socioeconomic forecast used in the comprehensive study traffic and revenue estimates was a hybrid of the CMAP and ACG forecasts.

In mid-2013, ACG conducted a review and update of the previous socioeconomic data set used in the 2013 Comprehensive Report. Revisions to the ACG forecasts were minor, reflecting refinements for small geographies. As such, CDM Smith feels that the demographic and economic assumptions underlying the 2013 Comprehensive Report remain valid. This section provides a summary of the demographic and economic information.

In October 2014, CMAP released new socioeconomic forecasts in conjunction with their latest conformity analysis. At the time of the development of this update report, CDM Smith had not yet completed a thorough technical and socioeconomic review of changes made under the conformity update. CDM Smith is in the process of evaluating the changes made in this most recent conformity analysis and will determine whether changes in the base model are warranted. The October 2014 CMAP socioeconomic forecasts have not been incorporated in this Comprehensive Traffic and Revenue Study Update.

Service Area Characteristics

The Illinois Tollway service area consists of 15 Illinois counties. The Illinois Tollway passes directly through 11 of these counties, while the other four are adjacent to and contribute significant traffic to the Illinois Tollway. These are Boone, Cook, DeKalb, DuPage, Grundy, Kane, Kankakee, Kendall, Lake, LaSalle, Lee, McHenry, Ogle, Will, and Winnebago counties. The 11 counties directly served by the Illinois Tollway can be grouped into four sets: core counties, collar counties, the Rockford Metropolitan Statistical Area (MSA), and rural counties. The characteristics of these sets are described in detail below.

Cook, DuPage, and Lake counties make up the core Illinois Tollway counties, from which the majority of toll revenue and transactions are generated. Cook and DuPage counties are both mature counties where population growth has leveled off. Lake County is somewhat behind in its development maturity relative to Cook and DuPage counties. However, its growth began flattening between the 2000 and 2010 censuses. The combined population of the core counties increased just 7.3 percent in the period between 1980 and 2010, from 6.35 million to 6.81 million. Due to their already large population bases, these three core counties still account for approximately 31.0 percent of the absolute growth in population among the 15 Illinois counties in the Illinois Tollway service area. Employment growth has occurred at a faster and sustained pace in the core counties, increasing 24.3 percent, from 3.41 to 4.24 million between 1980 and 2010. This represents two-thirds of all job growth in the 15-county region during this period.

The collar counties are located just outside the core counties and include Will, Kane, McHenry, and DeKalb counties. Growth in the four collar counties was slower during the 1950-1990 period of suburbanization – the period when Cook, DuPage, and Lake counties were growing most rapidly. However, after 1990, growth in these four collar counties accelerated as land available for development diminished in the core counties. Collectively, the four collar counties doubled in population between 1980 and 2010 – from 0.79 million to 1.61 million persons. This accounted for 56.0 percent of all population growth in the 15-county region. Employment grew at an even faster rate of 120.7 percent during the same period (from 292,040 to 644,484 jobs). However, the employment-to-population ratio (0.429) lags the 15-county regional average. The high employment-to-population ratios in DuPage, Lake, and north suburban Cook counties, paired with the low ratios in the collar counties, indicate that many collar county residents commute to jobs in these core counties.

The Rockford MSA is composed of Winnebago and Boone counties. The city of Rockford, located within Winnebago County, was the second largest city in Illinois throughout the 20th Century, but was overtaken by Aurora in the 2000 census. Winnebago County's population stagnated between 1970 and 1990, reflecting a downturn in the nation's manufacturing base. However, the county's population grew by 16.9 percent between 1990 and 2010.

Lee and Ogle counties are located at the western end of the Reagan Memorial Tollway. Both counties are largely rural in character, and are expected to remain rural throughout the forecast period to 2040. The population of Lee County decreased 5.0 percent between 1970 and 2010 to 36,032. The largest city in Lee County is Dixon which, as of the 2010 Census, had a population of 15,733. The population of Ogle County has grown steadily: between 1970 and 2010, the population increased from 43,804 to 53,485, a 22.1 percent increase. The largest city in Ogle County is Rochelle, which had a population of 9,574 as of the 2010 census.

Population and Employment Forecasts

ACG population and employment forecasts for the Illinois Tollway region are based on the analysis of past trends; the comparative, independent regional forecasts; the outlook for

development of Illinois counties in the Chicago and Rockford MSAs; and the distribution of regional socioeconomic forecasts to sub-areas (townships) and their aggregation to counties. The result is presented as ACG's recommended forecasts. As previously indicated, the ACG analysis is one of several inputs into the adjustments that CDM Smith ultimately made to the regional travel demand model. Table 12 presents a summary of a county-level adjusted population forecast in the region, as recommended by ACG. As noted, the population of the seven-county CMAP region is estimated to grow to almost 10.4 million by the year 2040, equating to growth of 0.7 percent per year over 30 years. The combined Chicago and Rockford MSA Illinois Tollway service area is estimated to reach 12.0 million in population by the same year, also with a growth of 0.7 percent per year. Table 13 presents the estimated employment forecasts by county for the 15-county Illinois Tollway service area. Region-wide employment is estimated to reach 7.5 million by the year 2040, growing at a rate of 1.0 percent per year over 30 years. This is in line with growth over the previous 30 years, though it exceeds growth experienced between 2007 and 2012.

Population growth between 2010 and 2020 is anticipated to be distributed throughout all parts of the region. Areas that are anticipated to experience the greatest growth are areas where growth had been high prior to the 2008-2009 recession. These areas include northern Will, southern Cook, DuPage, and Lake counties, as well as those townships immediately west of DuPage, northern Cook, and Lake counties. Growth in population between 2020 and 2030 is anticipated to shift to the townships in collar counties to the north, south, and west of the core Chicago metropolitan area. Northern Cook and DuPage Counties are also expected to experience some growth in this period, albeit at a slower pace than in the previous decade. Between 2030 and 2040, population growth is expected to continue to shift outward from the urban core and collar counties. This period also shows significant areas of no change in northern and western Cook and DuPage counties.

Considering the population forecasts, the general picture is that of a central city (Chicago) remaining vibrant and growing, but reaching capacity; a southern portion of the region growing to levels previously experienced in the north and west of the metropolitan area; sustained regional growth, driving higher densities at the region's edges; and a maturing inner suburban area.

Employment growth is anticipated to occur throughout the region. Growth is anticipated to be well-distributed with few areas of no employment growth. Stronger employment growth in the collar counties coincides with areas of population growth. Employment growth between 2020 and 2030 is anticipated to continue at the edges of the core county region to service the rapidly developing southwest sector of the region, such as Will County. Between 2030 and 2040, employment growth is anticipated to increase in the urban center with slightly lower growth in the suburban and rural counties. Over the 30-year forecast period between 2010 and 2040, employment in the seven-county CMAP region and 15-county area is estimated to grow by 34.7 and 34.2 percent, respectively. Growth at the county level ranges from 0.1 to 2.6 percent per year.

Table 12: ACG-Recommended Population Forecasts by County (thousands)

County Name	Total Population 2010	Total Population 2020	Total Population 2030	Total Population 2040	AAPC 2010-2040
Counties within CMAP Region					
City of Chicago - Cook County	2,694.6	2,850.3	2,885.1	2,908.5	0.3%
Suburban Cook - North	1,062.7	1,098.2	1,112.9	1,118.2	0.2%
Suburban Cook - South	794.0	830.7	869.9	888.7	0.4%
Suburban Cook - West	642.7	665.4	665.8	656.4	0.1%
Cook County - Total	5,193.9	5,444.6	5,533.7	5,571.7	0.2%
DuPage County	917.1	979.9	1,002.5	1,011.4	0.3%
Kane County	515.7	579.1	682.5	803.2	1.5%
Kendall County	114.8	136.4	191.7	245.8	2.6%
Lake County	703.9	780.8	864.6	923.4	0.9%
McHenry County	309.0	342.6	440.4	544.0	1.9%
Will County	677.9	829.8	1,064.3	1,270.0	2.1%
Seven-County CMAP Region	8,432.2	9,093.2	9,779.7	10,369.6	0.7%
Counties External to CMAP Region					
Boone County	54.2	65.1	72.1	80.0	1.3%
DeKalb County	105.2	117.9	128.6	133.5	0.8%
Grundy County	50.0	56.9	64.2	71.6	1.2%
Kankakee County	113.5	118.5	132.7	137.5	0.6%
LaSalle County	113.0	113.8	114.4	116.5	0.1%
Lee County	4.1	4.2	4.3	4.6	0.4%
Ogle County	20.7	22.0	23.2	24.3	0.5%
Winnebago County	295.6	314.8	334.6	354.4	0.6%
Sum of above Counties	9,188.4	9,906.5	10,653.8	11,291.9	0.7%
Chicago MSA	9,527.1	10,273.2	11,041.9	11,699.6	0.7%
Rockford MSA	349.8	379.9	406.7	434.4	0.7%
Combined Chicago & Rockford MSAs	9,876.9	10,653.1	11,448.6	12,134.0	0.7%

Numbers may not add up due to rounding.

Table 13: ACG-Recommended Employment Forecasts by County (thousands)

County Name	Total Employment 2010	Total Employment 2020	Total Employment 2030	Total Employment 2040	AAPC 2010-2040
Counties within CMAP Region					
City of Chicago - Cook County	1,604.9	1,613.2	1,621.5	1,715.0	0.2%
Suburban Cook – North	824.8	864.1	898.1	921.4	0.4%
Suburban Cook - South	334.8	382.6	435.3	468.1	1.1%
Suburban Cook - West	358.3	388.0	416.5	430.4	0.6%
Cook County – Total	3,122.7	3,247.9	3,371.4	3,534.9	0.4%
DuPage County	689.7	771.4	823.6	851.7	0.7%
Kane County	257.3	353.4	434.0	509.6	2.3%
Kendall County	29.8	50.0	70.1	90.2	3.8%
Lake County	428.9	506.1	585.8	638.1	1.3%
McHenry County	134.8	182.9	264.6	321.5	2.9%
Will County	252.3	378.1	540.0	673.0	3.3%
Seven-County CMAP Region	4,915.6	5,489.8	6,089.5	6,619.0	1.0%
Counties External to CMAP Region					
Boone County	19.8	22.0	24.2	26.5	1.0%
DeKalb County	52.8	58.5	64.2	70.0	0.9%
Grundy County	21.9	26.7	31.6	36.4	1.7%
Kankakee County	55.2	60.9	66.6	72.3	0.9%
LaSalle County	55.1	57.4	59.7	62.0	0.4%
Lee County	0.8	0.9	1.0	1.0	1.1%
Ogle County	10.0	11.3	12.6	13.4	1.0%
Winnebago County	155.3	168.0	180.7	193.4	0.7%
Sum of above Counties	5,286.5	5,895.5	6,530.0	7,094.0	1.0%
Chicago MSA	5,418.5	6,040.3	6,687.2	7,257.4	1.0%
Rockford MSA	175.1	190.0	204.8	219.9	0.8%
Combined Chicago & Rockford MSAs	5,593.7	6,230.2	6,892.0	7,477.3	1.0%

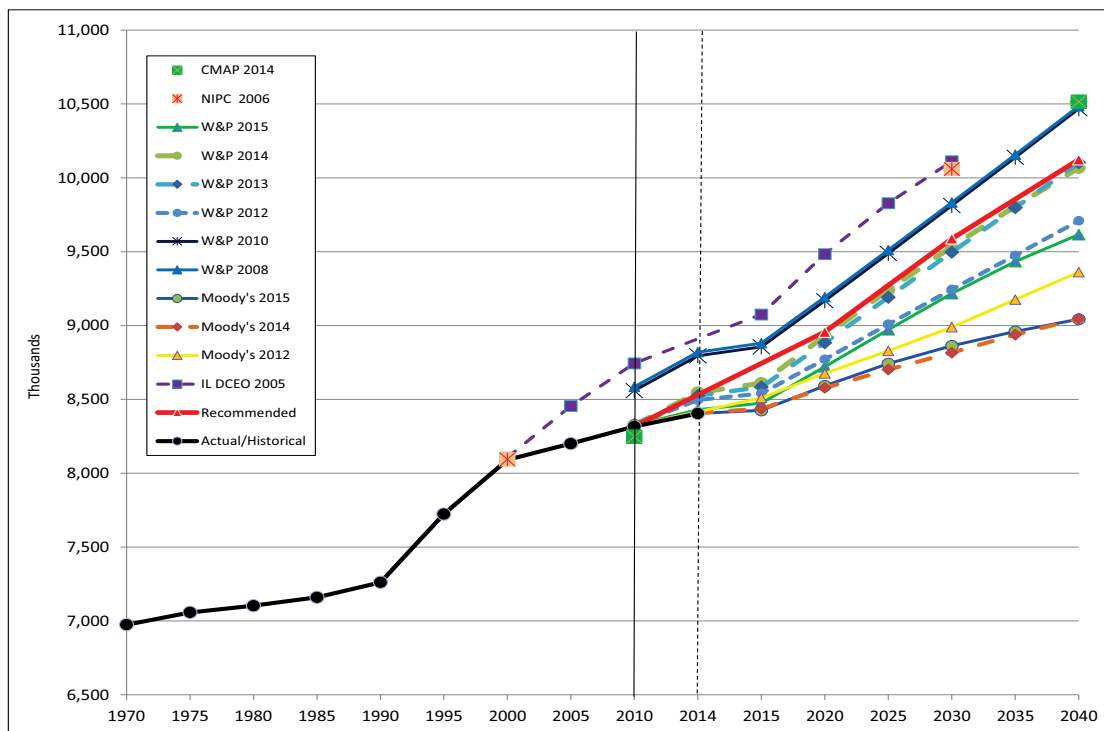
Numbers may not add up due to rounding.

Comparison of Forecasts to Other Sources

Direct comparison of forecasts can be difficult due to the use of slightly different areas studied by different forecasting organizations. The most common geography among the selected forecasts is the six-county former Northern Illinois Planning Commission (NIPC) region, which includes Cook, DuPage, Kane, Lake McHenry, and Will counties. These six counties constitute the Chicago MSA, as defined in the 1960s and 1970s, though the definition has since changed. Figure 3 represents past and current Woods & Poole Economics³ (W&P) population forecasts (released in 2015, 2014, 2013, 2012, 2010, and 2008), past and current NIPC/CMAP population forecasts (released in 2014, 2012 and 2006), Moody's Analytics most recent forecast (released in October 2015) as well as the 2014 and 2012 Moody's Analytics forecast, and those from the Illinois Department of Commerce and Economic Opportunity (DCEO) last released in 2005. The actual historical population trend for the years 1970-2014, according to the U.S. Census, is also shown in Figure 3. ACG's recommended population forecast, reaching 10.1 million in year 2040, is shown as a thick red line between W&P's 2014 and 2013 forecasts on one side and 2010 and 2008 forecasts on the other. Moody's Analytics population levels for the region are significantly lower than the ACG's recommended forecasts, while those released by CMAP/NIPC and Illinois DCEO are more optimistic than the recommended projection.

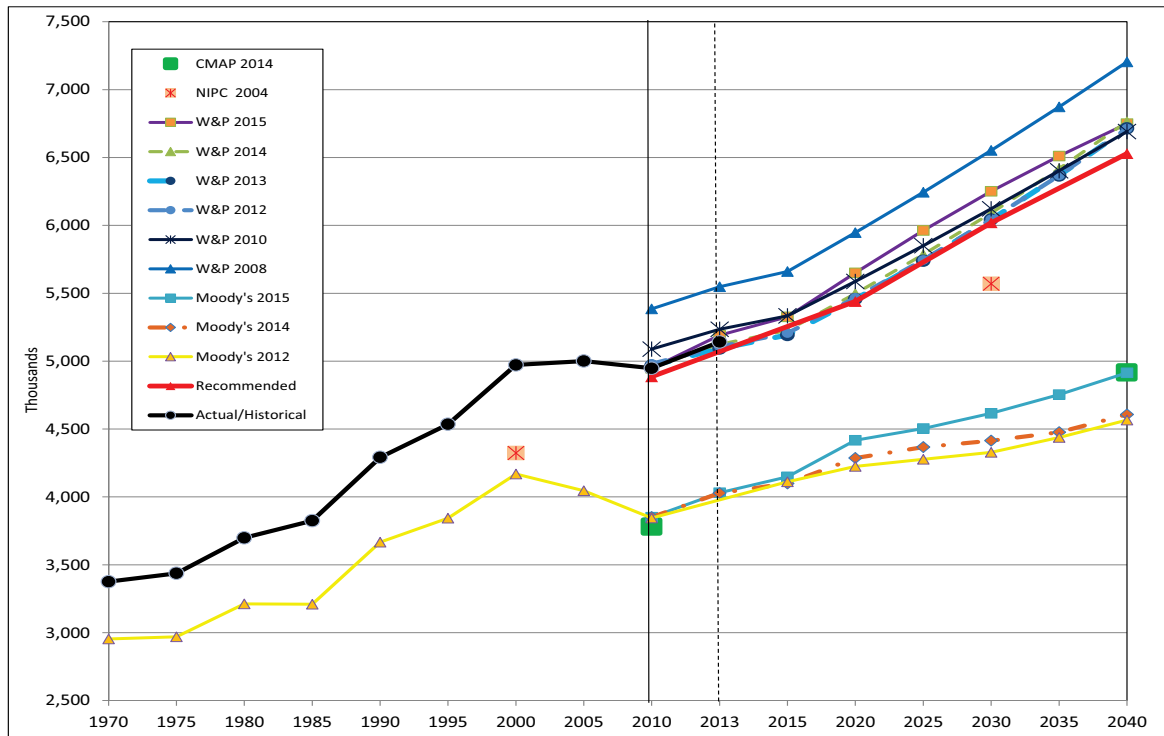
³ Woods & Poole Economics does not guarantee the accuracy of this data. The use of this data and the conclusions drawn from it are solely the responsibility of CDM Smith.

Figure 3: Comparative Population Forecasts for the Six-County Region



The six-county NIPC region represents more than 90 percent of the 15-county Chicago MSA's employment totals. Figure 4 illustrates past and current W&P employment forecasts (released in 2014, 2013, 2012, 2010, and 2008), current CMAP employment forecasts (released in 2012), and Moody's Analytics current (October 2015) and previous (2014 and 2012) employment forecasts. It is important to recognize that the definition of employment datasets as adopted by CMAP and used by Moody's is different from the rest of the sources depicted in the figure. The CMAP and Moody's forecasts use the Bureau of Labor Statistics (BLS) definition of employment, and come very close to each other in terms of 2040 levels. BLS employment data is derived from its survey of establishments and is generally less complete than the Bureau of Economic Analysis (BEA) employment estimates. BLS employment data does not include agricultural workers, military, proprietors, household workers, and miscellaneous employment. All other sources presented use the BEA definition of employment. BEA employment data represents a more complete measure of full-time and part-time workers and served as the source of historical trend data. The employment forecast recommended by ACG uses the BEA definition, depicted by the thick red line, and it closely tracks the recent projection series from W&P.

Figure 4: Comparative Employment Forecasts for the Six-County Region

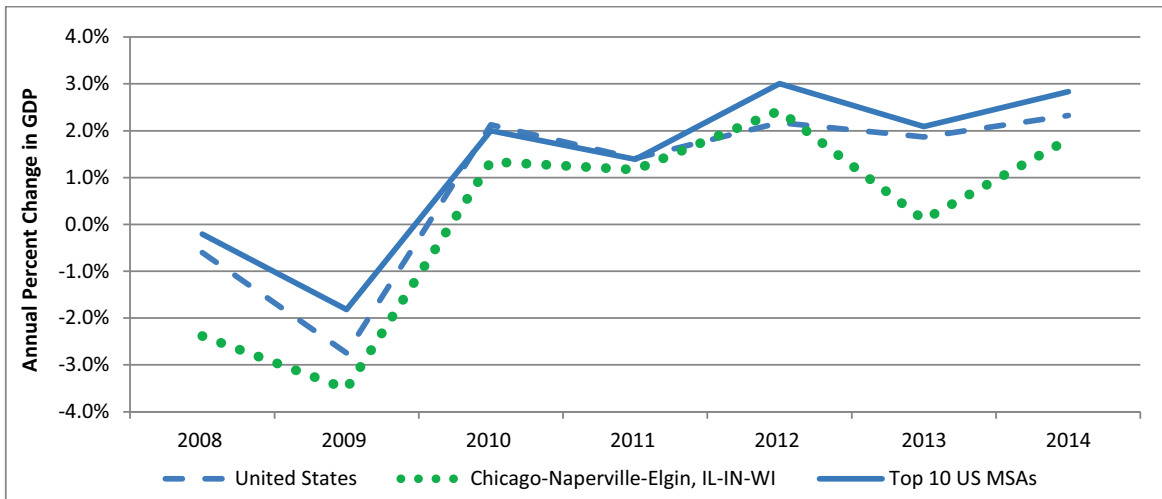


Recent Economic Activity and Short-term Economic Projections

Since emerging from the last recession in late 2009, there has generally been positive, real Gross Domestic Product (GDP) growth and generally positive trade and employment growth trends. This domestic macroeconomic momentum continues to strengthen and broaden. The labor market gained significant traction last year with the generation of about 3.1 million jobs (or 258 thousand per month on average), leading to an improvement in the U.S. national unemployment rate to 5.7 percent as of January 2015, and the annual average of 6.2 percent for all of 2014. Real (inflation-adjusted) GDP in the U.S. grew at a rate of 2.4 percent in 2014, with particularly strong growth in the second half of the year. This followed an increase of 2.2 percent in 2013 for a two-year average rate of 2.3 percent. Moderate growth is expected to continue through 2016.

As illustrated in Figure 5, at the regional level, data on Gross Regional Product (GRP) for Chicago and the top 10 MSAs reveal that the nation's largest economies have also rebounded from the recent recession. The Chicago MSA saw greater declines in the recession. However, regional GRP growth is generally keeping pace with the nation and other metropolitan areas (e.g., averaging about 1.4 percent in annual GRP growth over the last three years).

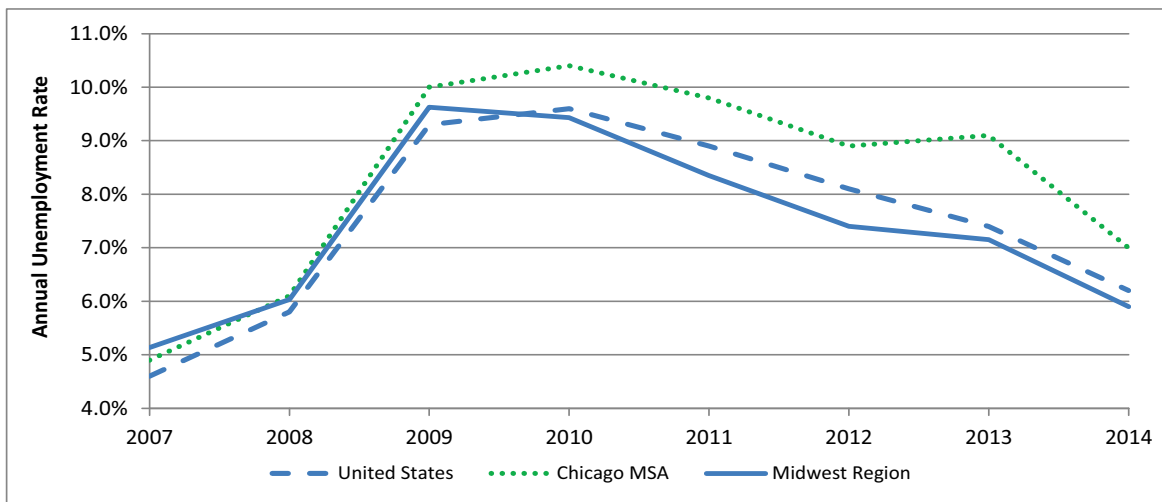
Figure 5: Recent GDP Growth



Source: Bureau of Economic Analysis

Figure 6 illustrates the recent trend in the metropolitan unemployment rate compared to the larger geographies. The Chicago metro unemployment rate increased significantly from pre-recession levels of 4.9 percent in 2007 to a peak of 10.4 in 2010. The unemployment rate has since been improving and dropped to an average of 7.0 percent for 2014, but continues to trail the national and regional labor market recovery.

Figure 6: Recent Historical Unemployment Rate



Source: Bureau of Labor Statistics.

Note: 2014 Annual average for the Chicago MSA is a preliminary value.

CDM Smith has reviewed numerous short-term macroeconomic projections of real GDP and unemployment, two of the most common and consistent forecast economic indicators. In general, the short-term economic outlook has improved over the last year.

As shown in Table 14, the national real GDP growth is estimated to average approximately 2.3 percent for all of 2015. This projection is lower than what this forecasting group projected last year, largely due to the severe weather, port closures, and stronger U.S. dollar early in 2015. For 2016, the overall economic growth is now forecasted to average about 2.8 percent, which is very close to the previously-reported outlook for that year (2.9 percent).

Table 14: U.S. Real GDP Forecast

Source	Release Date	2015	2016
CBO	August 2015	2.3%	3.0%
FRB, FOMC*	June 2014	1.9%	2.6%
OMB	July 2015	2.1%	3.0%
IMF	July 2015	2.5%	3.0%
World Bank	June 2015	2.7%	2.8%
OECD	June 2015	2.0%	2.8%
FRB of Philadelphia**	August 2015	2.3%	2.8%
Energy Information Administration	August 2015	2.2%	3.0%
Economist Intelligence Unit	August 2015	2.5%	2.5%
Conference Board	July 2015	2.2%	2.3%
National Association of Realtors	August 2015	2.0%	2.8%
University of Michigan	May 2015	2.2%	2.7%
University of Central Florida	August 2015	2.5%	2.8%
PNC Financial Services Group	August 2015	2.2%	2.7%
Wall Street Journal***	July 2015	2.3%	2.8%
ScotiaBank Economics	August 2015	2.3%	2.6%
BMO Capital Markets Economics	August 2015	2.4%	2.9%
RBC Economics	June 2015	2.5%	2.9%
TD Economics	August 2015	2.1%	2.5%
Wells Fargo	April 2015	2.3%	2.2%
Woods & Poole Economics	August 2015	2.4%	3.4%
Moody's Analytics	August 2015	2.3%	3.0%
Average		2.3%	2.8%

* Federal Open Market Committee, average of the upper and lower bound

** Survey of Professional Forecasters

***Average from a Survey of Professional Forecasters

Table 15 presents forecasts of the unemployment rate at the national level. The labor market is expected to continue its relatively strong recent momentum, with the unemployment rate improving further to the annual averages of 5.4 percent in 2015, and 5.0 percent for all of 2016, both of which are slightly better than previously projected.

Table 15: U.S. Unemployment Rate Forecast

Source	Release Date	2015	2016
CBO	August 2015	5.4%	5.1%
FRB, FOMC*	June 2015	5.3%	5.0%
OMB	July 2015	5.3%	4.9%
OECD	June 2016	5.5%	5.2%
FRB of Philadelphia**	August 2015	5.3%	5.0%
Energy Information Administration	August 2015	5.4%	5.1%
National Association of Realtors	August 2015	5.4%	5.2%
University of Michigan	May 2015	5.4%	5.1%
University of Central Florida	August 2015	5.3%	4.9%
PNC Financial Services Group	August 2015	5.4%	4.9%
Wall Street Journal***	July 2015	5.3%	5.0%
ScotiaBank Economics	August 2015	5.3%	4.7%
BMO Capital Markets Economics	August 2015	5.4%	5.3%
RBC Economics	June 2015	5.4%	5.1%
TD Economics	August 2015	5.4%	5.0%
Wells Fargo	August 2015	5.3%	4.9%
Moody's Analytics	August 2015	5.4%	5.1%
Average		5.4%	5.0%

* Federal Open Market Committee, average of the upper and lower bound

** Survey of Professional Forecasters

***Average from a Survey of Professional Forecasters

Traffic and Revenue Forecast Assumptions

CDM Smith has updated the annual traffic and revenue forecasts for the Illinois Tollway system for the years 2015-2040 based on the following assumptions related to construction impacts, facility expansion, and toll collection. The assumptions are presented in five sections:

1. Basic Assumptions
2. Planned Transportation Improvements
3. Future Toll Rates on the Existing System
4. Future I-PASS Participation Rates
5. The EOWA Project

Basic Assumptions

Traffic and toll revenue estimates for the Illinois Tollway system are based on the following assumptions:

1. Tolls will continue to be collected under the rate structure currently in effect, and under the future CV toll rate structure, as approved by the Board in 2011.
2. All new ramp facilities are assumed to use all-ETC technology. This will allow payment via I-PASS or online payment via the 7-Days-to-Pay program.
3. The *Move Illinois* Program will be implemented as scheduled. Major elements of the improvement program are shown in the Planned Transportation Improvements section of this report, except the EOWA project which is discussed in a separate section.
4. Non-Illinois Tollway regional transportation network improvements will be implemented in accordance with the schedule shown in the Planned Transportation Improvements section of this report. No significant capacity will be added to the competing highway or transit systems beyond those improvements already programmed.
5. Motor fuel will remain in adequate supply and future increases in fuel prices will not substantially exceed the overall rate of inflation over the long term. Average fuel efficiency will not dramatically increase during this period.
6. No local, regional, or national emergency will arise that will restrict the use of motor vehicles.
7. Economic growth and development will occur generally, as presented previously in this report, and as implemented in the Illinois Tollway travel demand models.

Any significant departure from the above basic assumptions could materially affect the estimates for traffic and gross toll revenue on the Illinois Tollway system presented in this report.

Planned Transportation Improvements

The construction of the new EOWA facility is the most significant transportation improvement project planned for the Illinois Tollway over the next 20 years. The construction schedule and anticipated impacts of this project on the existing system will be discussed later in the EOWA project section.

Future construction and expansion projects planned for the existing system of the Illinois Tollway that are assumed to impact transactions and revenues are shown in Table 16. Major expansion projects include phase 2 of the new I-294/I-57 Interchange Project; a new I-294 southbound ramp at County Line Road/US-20/IL 64; I-90 widening and interchange improvements; and several other new ramps. In addition to expansion projects, several planned construction projects are assumed to impact transactions and revenue. The most significant construction impacts are anticipated to occur between 2015 and 2016 due to the I-90 widening, and between 2018 and 2022 due to the I-294 reconstruction. Rehabilitations on I-355 and I-88 are also anticipated to have some construction-related impacts.

Considering off-system projects, CDM Smith reviewed the long-range transportation plans for the Illinois Department of Transportation (IDOT) and Wisconsin Department of Transportation (WisDOT) to identify which projects will have a likely impact on the Illinois Tollway transactions and revenue. These projects are listed in Table 17. CDM Smith also reviewed the upcoming construction schedules for the Cook County Department of Highways and the DuPage County Division of Transportation, as well as those for municipalities surrounding the EOWA project. However, none of the planned county or municipal projects are expected to have a measureable effect on Illinois Tollway traffic demand or revenue.

On June 2, 2015 Governor Rauner's office issued a press release including a definitive statement that the Illiana Expressway projected would not move forward at this time and was to be removed from the IDOT multi-year transportation plan. Previous CDM Smith traffic and toll revenue forecasts have excluded the Illiana Expressway due to the lack of an identified funding mechanism. As such, no adjustments are necessary as a result of this decision.

Table 16: Planned Illinois Tollway Expansion and Construction Projects

Route	Type of Improvement	Project Details	Limits		2016	2017	2018	2019	2020	2021	2022	2023	2024	2025	2026	2027
			From	To												
I-294	Reconstruction	Reconstruct existing 22.3 miles pavement	95th St	Balmoral Ave						▲	▲	●				
I-294	Reconstruction	Reconstruct existing 5.4-Mile Edens Spur	-	-						▲	▲	●				
I-294	Interchange construction	SB I-294 to NB I-57, SB I-57 to NB I-294	-	-										●		
I-294	Interchange construction	SB I-57 to SB I-294, NB I-294 to NB I-57													●	
I-294	Interchange construction ⁽¹⁾	SB exit ramp to County Line Rd/US-20/IL-64	-	-												●
I-90	Interchange construction	Toll EB entrance ramp from Roselle Rd			●											
I-90	Interchange construction ⁽²⁾	WB entrance ramp from Irene Rd and EB exit ramp to Irene Rd	-	-	●											
I-90	Widening & Reconstruction	Add 1 lane in both directions	Plaza 9	I-294	▲	●										
I-90	Interchange construction	EB exit ramp to Roselle Rd	-	-		●										
I-90	Interchange construction	WB exit ramp to Meacham Rd, WB entrance ramp from Meacham Rd	-	-		●										
I-90	Interchange construction	WB entrance ramp from Barrington Rd, EB exit ramp to Barrington Rd, toll EB entrance ramp from Barrington Rd	-	-		●										
I-90	Interchange construction ⁽¹⁾	WB entrance ramp from Elmhurst Rd, EB exit ramp to Elmhurst Rd	-	-		●										
I-90	Interchange construction	WB entrance to I-90 from Roselle Rd via Central Rd	-	-			●									
I-88	Rehabilitation	Bridge rehabilitation with 1 lane in both direction maintained	US 30	US 52	▲	●										
I-88	Reconstruction	Reconstruct existing East-West Connector	I-88	I-294		▲	▲	●								
I-88	Reconstruction	Reconstruct existing 1.5 miles pavement	York Rd	I-290		▲	▲	●								
I-88	Rehabilitation	Rehabilitate existing 5.5 miles pavement	Aurora Plaza	IL-59					▲	●						
I-88	Rehabilitation	Rehabilitate existing 38.1 miles pavement (2 Phases)	IL-251	IL-56			▲	●				▲	●			
I-355	Rehabilitation	Rehabilitate existing 17.5 miles pavement	I-55	Army Trail Rd				▲	▲	●						

⁽¹⁾ Funding for the new Elmhurst Rd and County Line Rd/US-20/IL-64 ramps is tied to the Elgin-O'Hare Western Access project. However, these ramps will be constructed as part of corridor construction on I-90 and I-294 so are also included in this table.

⁽²⁾ Irene Rd's EB entrance ramp (previously opened) is assumed toll free. However, the WB entrance and EB exit ramps will be tolled upon opening in 2016.



 Construction with Significant Impacts Assumed
  Opening Year

Table 17: Significant Non-Illinois Tollway Capacity Improvement Projects

State	Opening Year	Route	Project
Illinois	2016	IL 59	Add one lane both directions between Ferry Rd and New York St./Aurora Ave. Also, includes interchange improvements at I-88 and IL-59.
		US-45 (LaGrange Rd)	Add one lane both directions between 131st St. and 179th St.
		US-34	Add one lane both directions between IL 47 and Orchard Rd.
	2017	IL 7 (159 th St.)	Add one lane both directions between I-355 and Will-Cook Rd.
	2018	Mannheim Rd	Add one lane EB direction between IL 72 and IL 19. WB add lane currently unfunded.
	2019	I-90/I-94/I-290	Jane Byrne Interchange reconstruction.
	2020	IL 47	Add one lane both directions between Caton Farm Rd. and 0.6 miles north of I-80. (No official construction schedule yet).
	2021	I-90	Add one lane both directions between I-190 and Harlem Ave.
	2030	I-55	Convert the inside shoulders to managed lanes between I-355 and I-90/94
Wisconsin	2021	I-94	Add one lane both directions from Kenosha-Racine County Line to Milwaukee
	2021	I-39/90	Add one lane both directions from Madison to Illinois state line

Future Toll Rates on Existing System

No additional PC toll rate increases are currently scheduled. The toll rates for CVs—Rate Tiers 2, 3, and 4—are scheduled to increase approximately 60 percent between 2015 and 2017. The first increase of approximately 40 percent took effect on January 1, 2015. An additional increase will take effect on January 1, 2016, that will result in the combined increase of January 1, 2015, and January 1, 2016, being approximately 50 percent. A third increase will take effect on January 1, 2017, that will result in the combined increase of all three years being approximately 60 percent. From 2018 onward, CV toll rates are scheduled to increase annually at the rate of inflation.⁴ This toll rate schedule was approved by the Board in 2011. For the purposes of this study, CDM Smith assumes the annual increase in CV toll rates will be 2.0 percent per year between 2018 and 2040 and will take effect on January 1st of each year. All future CV toll rates are assumed to be rounded to the nearest multiple of \$0.05. EOWA toll rates are discussed in a later section.

⁴ Consumer Price Index for all Urban Consumers (CPI-U), or its successor index, over the 12-month period ending on June 30th of the previous year. Source: Illinois Tollway Board Resolution No. 18516, dated November 20, 2008.

Future I-PASS Participation Rates

For this study, CDM Smith has assumed that the PC I-PASS participation rates on the existing four Illinois Tollway routes will change as shown in Table 18. I-PASS usage has leveled off in recent years. In 2015 and 2016, PC I-PASS transaction rates are estimated to remain relatively flat at 86.3 percent.

By 2017, it is anticipated that PC I-PASS usage will increase to 87.7 percent. This increase is anticipated as a result of new ramp facilities on the existing Tollway system, which are planned to be I-PASS Only (no cash will be accepted). CDM Smith has also assumed that PC I-PASS participation rates will not exceed 95.0 percent at any plaza.

Table 18: Passenger Car (PC) I-PASS Rate Assumptions for Existing Illinois Tollway Routes

Year	Systemwide I-PASS Participation
2016	86.3%
2017 to 2040	87.7%

Because CVs have no toll-rate differential between cash and I-PASS on the existing system, the I-PASS participation rate has no bearing on CV revenues. Therefore, no assumptions have been made about future CV I-PASS payment rates.

Elgin-O'Hare Western Access Project

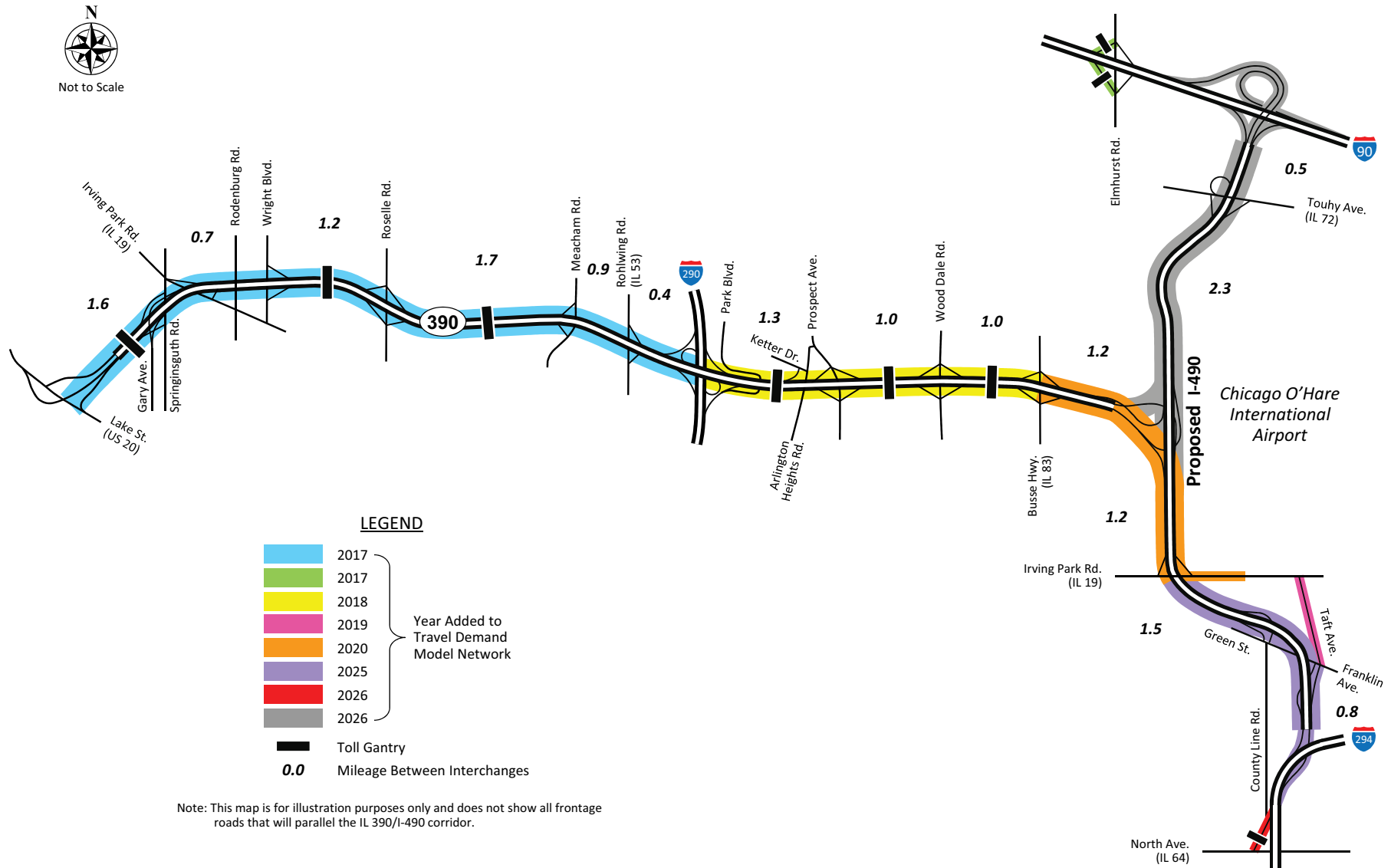
Construction Schedule

The EOWA project is assumed to be constructed in several phases with completion of the final phase in 2026. Figure 7 is a schematic diagram of the facility and is color-coded to show the assumed opening year of each segment. The overall EOWA project also includes the following non-contiguous projects, which are also shown in Figure 7:

1. Ramps on the Jane Addams Memorial Tollway (I-90) at the Elmhurst Road interchange to and from the west;
2. An exit ramp from the southbound Tri-State Tollway (I-294) to North Avenue/County Line Road; and
3. The Taft Avenue Bridge (over the Bensenville Railroad Yard) between Irving Park Road (IL 19) and Franklin Avenue.

Toll Rates

The EOWA will collect tolls using the I-PASS program and a non-I-PASS tolling method to be defined. No direct cash payments will be accepted. The EOWA project will not have traditional toll plazas—neither manned booths nor automatic coin machines. Instead, the new toll route will have “toll gantries,” or trusses located over the roadway mounted with electronic toll collection equipment.



In accordance with the 2011 Board Resolution, PC I-PASS rates on the EOWA do not exceed a through-trip rate of \$0.20 per mile. Non-I-PASS PC rates are double, consistent with existing Tollway policy. CV rates are set at per-mile rates equal to those on the I-355 Southern Extension. In addition, a 50 percent premium will be assessed on non-I-PASS CV transactions. The intent of the premium is to offset the added expense of non-I-PASS toll collection.

The assumed per-mile rates for all rate tiers in 2017, the opening year for the first phase of the EOWA, are presented in Table 19. While per-mile toll rates are listed to the nearest cent, it is assumed that all posted toll rates will be rounded to the nearest \$0.05, as is the practice with toll rates on the existing system.

Table 19: 2017 Per-Mile Toll Rates for I-PASS and Non-I-PASS Payment Types

Payment Method	Passenger Car Tier 1	Daytime CV Rates			Overnight CV Rates		
		Tier 2	Tier 3	Tier 4	Tier 2	Tier 3	Tier 4
I-PASS	\$0.20	\$0.39	\$0.58	\$1.03	\$0.26	\$0.45	\$0.77
Non-I-PASS	\$0.40	\$0.58	\$0.87	\$1.55	\$0.40	\$0.68	\$1.16

The rates in Table 19 are based on the following assumptions:

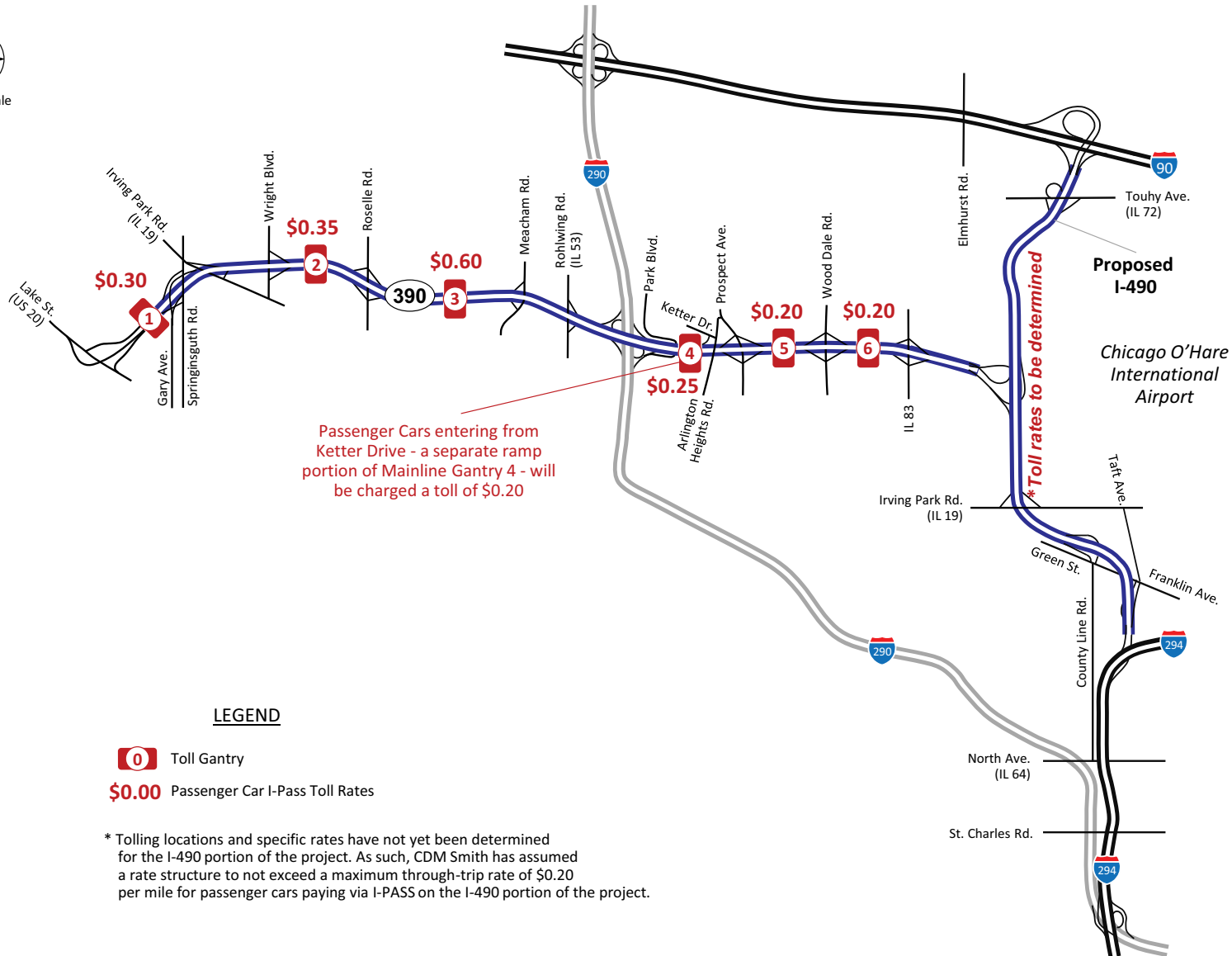
1. PC base I-PASS rate: 20-cents per-mile for through trips
2. CV daytime base I-PASS rate: For rate tiers 2, 3, and 4, the per-mile rate will be equal to the I-355 South Extension per-mile rate for through trips
3. CV overnight discount: Same as the existing system for rate tiers 2, 3, and 4
4. Non-I-PASS transaction premium: 100 percent for PCs and 50 percent for CVs

From 2018 onward, CV toll rates are scheduled to increase annually at the rate of inflation. For the purposes of this study, CDM Smith assumes this increase will be 2.0 percent per year between 2018 and 2040 and will take effect on January 1st of each year. As with all CDM Smith revenue forecasts, projections are for expected revenue only. No assumptions have been made with respect to leakage or other factors that would affect collected revenue.

IL 390 Toll Rates by Gantry

Tolls on the IL 390 are assumed to be collected at six mainline gantries and one toll ramp. Figure 8 presents the PC I-PASS rates at these locations. One ramp gantry will be located on the Ketter Drive entrance ramp. This ramp gantry will be in very close proximity to the location of Gantry 4 and will be tolled at a Tier 1 toll rate of \$0.20. Precise gantry locations for the north-south portion of the project have not been identified as of the completion of this update.

Table 20 and Table 21 present the assumed IL 390 toll rates by rate tier and time of day for I-PASS and non-I-PASS transactions, respectively. Tier 1 I-PASS rates are labeled with the gantry locations in Figure 8. Note that these toll rates are given for illustrative purposes only, as the entire IL 390 is not assumed to be opened until 2018.



CDM Smith assumes all gantry rates for all rate tiers will be rounded in \$0.05 increments. For PCs, all rates will be rounded down to the nearest nickel. This is because per-mile PC rates are set at the maximum allowed by the Tollway Board Resolution. Any PC rate that was rounded up would cause the maximum per-mile rate to be exceeded. Assumed CV per-mile rates are not at the maximum allowed per the Resolution. Therefore, CV rates will be rounded up or down to the nearest nickel based on simple fractional rounding.

Table 20: 2017 IL 390 Gantry Toll Rates: I-PASS

Gantry No.	Route	Tier 1 (PC)	Commercial Vehicle Toll Rates					
			Daytime Rates (6am-10pm)			Overnight Rates (10pm-6am)		
			Tier 2	Tier 3	Tier 4	Tier 2	Tier 3	Tier 4
1	IL 390	\$0.30	\$0.60	\$0.95	\$1.65	\$0.40	\$0.70	\$1.25
2	IL 390	\$0.35	\$0.75	\$1.10	\$1.95	\$0.50	\$0.85	\$1.45
3	IL 390	\$0.60	\$1.15	\$1.75	\$3.10	\$0.75	\$1.35	\$2.30
4	IL 390	\$0.25	\$0.50	\$0.75	\$1.35	\$0.35	\$0.60	\$1.00
4 (Ketter)*	IL 390	\$0.20	\$0.40	\$0.60	\$1.05	\$0.25	\$0.45	\$0.75
5	IL 390	\$0.20	\$0.40	\$0.60	\$1.05	\$0.25	\$0.45	\$0.75
6	IL 390	\$0.20	\$0.40	\$0.60	\$1.05	\$0.25	\$0.45	\$0.75

*Ramp gantry from Ketter Drive to westbound IL 390.

Table 21: 2017 IL 390 Gantry Toll Rates: Non-I-PASS

Gantry No.	Route	Tier 1 (PC)	Commercial Vehicle Toll Rates					
			Daytime Rates (6am-10pm)			Overnight Rates (10pm-6am)		
			Tier 2	Tier 3	Tier 4	Tier 2	Tier 3	Tier 4
1	IL 390	\$0.60	\$0.90	\$1.45	\$2.50	\$0.60	\$1.05	\$1.90
2	IL 390	\$0.70	\$1.15	\$1.65	\$2.95	\$0.75	\$1.30	\$2.20
3	IL 390	\$1.20	\$1.75	\$2.65	\$4.65	\$1.20	\$2.05	\$3.45
4	IL 390	\$0.50	\$0.75	\$1.15	\$2.05	\$0.55	\$0.90	\$1.50
4 (Ketter)*	IL 390	\$0.40	\$0.60	\$0.90	\$1.60	\$0.40	\$0.70	\$1.15
5	IL 390	\$0.40	\$0.60	\$0.90	\$1.60	\$0.40	\$0.70	\$1.15
6	IL 390	\$0.40	\$0.60	\$0.90	\$1.60	\$0.40	\$0.70	\$1.15

*Ramp gantry from Ketter Drive to westbound IL 390.

Systemwide Traffic and Revenue

CDM Smith updated the annual traffic and revenue forecasts for the existing Illinois Tollway system for the years 2015-2040. These forecasts are derived using CDM Smith's toll travel demand analysis methodology and are based on the long-term population and employment forecasts described previously. The estimates are presented as "expected revenue," or revenue that would be collected if each vehicle passing through a toll plaza paid exactly the published toll rate based on the vehicle's classification, time of day, and toll payment method. It does not include revenue impacts resulting from overpayment, underpayment, toll equipment malfunctions, or toll evasion; nor has any analysis of these toll revenue variance factors been included in this report.

Tables 22 to 27 show projected annual toll transactions and revenue for each Illinois Tollway facility between 2015 and 2040. Each table provides transactions and revenue by PCs and CVs separately, as well as the total transactions and revenue. Transactions and revenue are shown as annual totals, in thousands.

On a systemwide basis, annual toll transactions are expected to increase from approximately 882 million in 2015, to approximately 1.4 billion in 2040. This represents a growth of 59.1 percent over the 25 year period, or an average annual rate of 1.9 percent. Expected toll revenue is estimated to increase from \$1.2 billion in 2015 to \$2.4 billion in 2040, an average annual growth rate of 2.6 percent.

Figure 9 illustrates forecasted transactions and revenue from 2015 to 2040. Revenues are expected to rise sharply between 2015 and 2017 due to a series of CV toll rate increases in 2015 through 2017, the completion of the widening of I-90 by 2017, and the opening of the first phase of the EOWA. Potential revenue generated from tolling the first section of the EOWA between Lake Street and I-290 is not included in the 2016 revenue. Should this section open in 2016, it is expected to generate toll revenue of approximately \$1.8 million per month. There is also a significant increase in revenues in 2020 and 2023 due to the completion of major reconstruction and rehabilitation projects on I-88, I-355, and I-294.

The total share of revenue collected from CVs is forecast to increase over time. The three-phase 60 percent toll increase between 2015 and 2017 and annual inflation adjustments to follow are the reason CV revenues are expected to exceed PC revenues by 2026. Two recent toll rate increases—the 2005 CV rate increase and the 2012 PC rate increase—demonstrate that Illinois Tollway users have a relatively low sensitivity to toll rate increases. The year-over-year declines in transactions following these toll rate increases were minor and short-lived. Thus, CV revenues are expected to increase more rapidly than PC revenues. One potential risk to the CV revenue forecast is if annual rate adjustments fall significantly below the assumed annual rate adjustment threshold of 2.0 percent beyond 2017.

Table 22: 2015-2040 Total Illinois Tollway System Transactions and Revenue
(in thousands, revenue shown in nominal \$)

Year	Transactions			Revenue		
	Passenger Car	Commercial Vehicle	Total Transactions	Passenger Car	Commercial Vehicle	Total Revenue
2015 ⁽¹⁾	777,876	104,130	882,005	\$706,511	\$519,946	\$1,226,457
2016 ⁽²⁾	803,642	107,612	911,254	733,652	576,129	1,309,781
2017 ⁽³⁾	875,573	110,583	986,156	767,122	617,428	1,384,550
2018 ⁽⁴⁾	940,560	113,956	1,054,516	791,391	639,074	1,430,466
2019	963,756	114,877	1,078,633	805,632	658,247	1,463,879
2020	987,671	117,661	1,105,332	824,205	688,707	1,512,912
2021 ⁽⁵⁾	993,098	117,926	1,111,024	827,528	706,293	1,533,821
2022	1,006,880	120,490	1,127,370	839,627	735,161	1,574,788
2023 ⁽⁶⁾	1,047,616	126,836	1,174,452	874,502	785,622	1,660,124
2024 ⁽⁷⁾	1,066,513	129,671	1,196,184	891,219	821,055	1,712,274
2025 ⁽⁸⁾	1,076,926	132,990	1,209,916	901,196	853,396	1,754,592
2026 ⁽⁸⁾	1,142,690	140,856	1,283,546	935,839	898,995	1,834,834
2027	1,160,011	143,515	1,303,526	948,734	933,413	1,882,147
2028	1,171,924	145,583	1,317,507	958,747	965,681	1,924,427
2029	1,179,656	146,996	1,326,652	965,479	994,779	1,960,258
2030	1,186,705	148,276	1,334,981	971,105	1,024,418	1,995,523
2031	1,192,860	149,502	1,342,363	976,094	1,053,210	2,029,304
2032	1,200,190	150,827	1,351,017	981,876	1,082,623	2,064,499
2033	1,203,562	151,719	1,355,281	984,595	1,111,597	2,096,192
2034	1,209,375	152,924	1,362,299	989,183	1,140,272	2,129,455
2035	1,213,977	154,438	1,368,415	992,578	1,176,325	2,168,903
2036	1,222,516	155,986	1,378,503	999,289	1,209,651	2,208,939
2037	1,224,215	156,674	1,380,889	1,000,353	1,238,907	2,239,261
2038	1,229,681	157,874	1,387,555	1,004,512	1,273,341	2,277,854
2039	1,234,792	159,017	1,393,810	1,008,354	1,306,174	2,314,528
2040	1,243,166	160,269	1,403,435	1,014,785	1,342,173	2,356,958

NOTE: All forecast revenues are "expected revenues." Expected revenue is the sum of all toll revenues that would be realized if 100 percent of transactions were recorded at the proper rate and resulted in full payment.

⁽¹⁾ In 2015, CV toll rates (Rate Tiers 2, 3 and 4) increased 40 percent. Also in 2015, I-90 widening west of Elgin Plaza was completed, first phase of I-294/I-57 Interchange Project opened, and the I-90 EB and WB exits at Genoa Rd. opened.

⁽²⁾ In 2016, CV toll rates (Rate Tiers 2, 3 and 4) will be increased 7.14 percent (cumulative increase of 50 percent). Irene Rd. ramps to-and-from west assumed open.

⁽³⁾ In 2017, CV toll rates (Rate Tiers 2, 3 and 4) will be increased 6.67 percent (cumulative increase of 60 percent). Also in 2017, I-90 widening (from Kennedy Expressway to I-39) will be complete. I-90 interchanges at Meacham Rd., Barrington Rd. and Elmhurst Rd. are assumed open.

⁽⁴⁾ Following the 2017 rate adjustment, CV rates in all subsequent years are linked to inflation. CDM Smith assumed an inflationary rate of 2.0 percent per annum. Also in 2018, the I-90 interchange at Roselle Rd. is assumed completed.

⁽⁵⁾ In 2021, rehabilitation on I-355 will be complete.

⁽⁶⁾ In 2023, reconstruction on I-294 (95th to Balmoral) and the Edens Spur is assumed complete.

⁽⁷⁾ In 2024, all reconstruction and rehabilitation projects on I-88 will be complete.

⁽⁸⁾ In 2025 and 2026, the second phase of the I-294/I-57 Interchange Project is assumed complete. Also, in 2026, the EOWA project is assumed to be completed.

**Table 23: 2015-2040 Jane Addams Memorial Tollway (I-90) Transactions and Revenue
(in thousands, revenue shown in nominal \$)**

Year	Transactions			Revenue		
	Passenger Car	Commercial Vehicle	Total Transactions	Passenger Car	Commercial Vehicle	Total Revenue
2015 ⁽¹⁾	152,359	20,357	172,716	\$126,834	\$105,981	\$232,815
2016 ⁽²⁾	158,342	21,274	179,616	132,197	119,024	251,221
2017 ⁽³⁾	188,026	23,226	211,252	149,273	133,425	282,698
2018 ⁽⁴⁾	192,959	23,673	216,632	152,612	138,512	291,123
2019	199,638	24,001	223,639	157,789	143,210	301,000
2020	205,892	24,686	230,577	162,799	150,507	313,306
2021	210,693	25,311	236,004	166,687	157,357	324,044
2022	215,720	25,944	241,664	170,812	164,437	335,250
2023	220,099	26,578	246,677	174,537	171,642	346,179
2024	226,384	27,189	253,574	179,868	179,410	359,278
2025	229,770	27,620	257,389	182,753	185,681	368,434
2026 ⁽⁵⁾	236,492	28,410	264,902	187,068	193,062	380,130
2027	241,391	29,069	270,460	191,104	201,398	392,501
2028	245,261	29,566	274,826	194,342	208,898	403,239
2029	248,231	29,975	278,207	196,838	216,129	412,968
2030	250,057	30,331	280,388	198,185	222,990	421,176
2031	251,951	30,689	282,639	199,590	230,105	429,695
2032	254,011	31,031	285,042	201,100	237,215	438,315
2033	255,152	31,262	286,414	201,887	243,893	445,780
2034	256,714	31,559	288,273	202,987	250,608	453,595
2035	258,347	31,914	290,261	204,135	258,781	462,916
2036	260,713	32,279	292,992	205,861	266,615	472,477
2037	261,672	32,471	294,143	206,474	273,355	479,829
2038	263,502	32,775	296,277	207,776	281,509	489,285
2039	265,211	33,064	298,275	208,973	289,245	498,219
2040	267,652	33,369	301,021	210,742	297,624	508,366

NOTE: All forecast revenues are "expected revenues." Expected revenue is the sum of all toll revenues that would be realized if 100 percent of transactions were recorded at the proper rate and resulted in full payment.

⁽¹⁾ In 2015, CV toll rates (Rate Tiers 2, 3 and 4) increased 40 percent. Also in 2015, I-90 widening west of Elgin Plaza was completed and the I-90 EB and WB exits at Genoa Rd. opened.

⁽²⁾ In 2016, CV toll rates (Rate Tiers 2, 3 and 4) will be increased 7.14 percent (cumulative increase of 50 percent). Irene Rd. ramps to-and-from west assumed open.

⁽³⁾ In 2017, CV toll rates (Rate Tiers 2, 3 and 4) will be increased 6.67 percent (cumulative increase of 60 percent). Also in 2017, I-90 widening (from Kennedy Expressway to I-39) will be complete. I-90 interchanges at Meacham Rd., Barrington Rd. and Elmhurst Rd. are assumed open.

⁽⁴⁾ Following the 2017 rate adjustment, CV rates in all subsequent years are linked to inflation. CDM Smith assumed an inflationary rate of 2.0 percent per annum. Also in 2018, the I-90 interchange at Roselle Rd. is assumed completed.

⁽⁵⁾ In 2026, the EOWA Project is assumed to be completed.

Table 24: 2015-2040 Tri-State Tollway (I-94/I-294) Transactions and Revenue
(in thousands, revenue shown in nominal \$)

Year	Transactions			Revenue		
	Passenger Car	Commercial Vehicle	Total Transactions	Passenger Car	Commercial Vehicle	Total Revenue
2015 ⁽¹⁾	336,485	56,606	393,092	\$300,226	\$265,778	566,005
2016 ⁽²⁾	346,240	58,344	404,583	310,161	293,437	603,598
2017 ⁽³⁾	350,690	58,654	409,344	311,040	315,424	626,464
2018 ⁽⁴⁾	353,440	59,029	412,468	313,598	324,286	637,884
2019	361,563	59,906	421,469	320,923	335,319	656,242
2020	367,797	61,349	429,146	326,684	350,839	677,522
2021	355,166	58,934	414,100	316,637	345,438	662,076
2022 ⁽⁵⁾	359,480	60,123	419,602	320,670	358,698	679,369
2023 ⁽⁶⁾	381,609	65,046	446,655	339,484	394,858	734,342
2024	388,020	66,376	454,396	345,286	411,584	756,870
2025 ⁽⁷⁾	389,036	67,198	456,234	346,291	424,856	771,147
2026 ⁽⁷⁾	389,105	67,874	456,979	346,817	438,949	785,766
2027	394,547	68,905	463,452	350,362	454,015	804,377
2028	397,507	69,720	467,227	353,073	468,542	821,616
2029	399,296	70,195	469,491	354,751	481,219	835,970
2030	401,564	70,645	472,209	356,769	494,951	851,720
2031	403,259	71,016	474,276	358,284	507,881	866,165
2032	405,065	71,463	476,529	359,892	521,083	880,975
2033	405,966	71,768	477,734	360,702	534,786	895,488
2034	407,692	72,213	479,905	362,244	547,908	910,152
2035	408,763	72,801	481,564	363,200	564,713	927,913
2036	410,990	73,384	484,374	365,186	580,008	945,194
2037	410,978	73,566	484,544	365,182	593,607	958,788
2038	412,347	74,004	486,351	366,405	609,692	976,097
2039	413,468	74,395	487,863	367,408	624,641	992,049
2040	415,697	74,801	490,497	369,394	641,118	1,010,512

NOTE: All forecast revenues are "expected revenues." Expected revenue is the sum of all toll revenues that would be realized if 100 percent of transactions were recorded at the proper rate and resulted in full payment.

⁽¹⁾ In 2015, CV toll rates (Rate Tiers 2, 3 and 4) increased 40 percent. Also in 2015 the first phase of I-294/I-57 Interchange Project opened.

⁽²⁾ In 2016, CV toll rates (Rate Tiers 2, 3 and 4) will be increased 7.14 percent (cumulative increase of 50 percent).

⁽³⁾ In 2017, CV toll rates (Rate Tiers 2, 3 and 4) will be increased 6.67 percent (cumulative increase of 60 percent).

⁽⁴⁾ Following the 2017 rate adjustment, CV rates in all subsequent years are linked to inflation. CDM Smith assumed an inflationary rate of 2.0 percent per annum.

⁽⁶⁾ In 2023, reconstruction on I-294 (95th to Balmoral) and the Edens Spur is assumed complete.

⁽⁷⁾ In 2025 and 2026, the second phase of the I-294/I-57 Interchange Project is assumed complete. Also, in 2026, the EOWA project is assumed to be completed.

Mr. Michael Colsch

November 12, 2015

Page 46

Table 25: 2015-2040 Reagan Memorial Tollway (I-88) Transactions and Revenue
(in thousands, revenue shown in nominal \$)

Year	Transactions			Revenue		
	Passenger Car	Commercial Vehicle	Total Transactions	Passenger Car	Commercial Vehicle	Total Revenue
2015 ⁽¹⁾	136,498	13,462	149,959	\$118,165	\$81,299	\$199,464
2016 ⁽²⁾	141,270	13,859	155,129	122,793	89,653	212,446
2017 ⁽³⁾	137,630	12,593	150,222	119,148	86,719	205,866
2018 ⁽⁴⁾	139,517	12,861	152,377	120,752	90,022	210,774
2019	147,574	13,565	161,139	128,144	96,048	224,192
2020	147,599	13,769	161,368	128,406	99,895	228,302
2021	145,081	13,887	158,968	126,181	103,352	229,534
2022	145,514	14,286	159,799	126,597	108,280	234,877
2023	151,428	15,191	166,619	131,221	115,904	247,125
2024 ⁽⁵⁾	152,932	15,713	168,645	132,792	122,746	255,537
2025	154,051	16,092	170,143	133,745	128,104	261,849
2026 ⁽⁶⁾	156,050	16,514	172,564	135,637	134,281	269,918
2027	157,248	16,876	174,124	136,685	139,987	276,672
2028	158,385	17,214	175,599	137,678	145,324	283,002
2029	159,096	17,476	176,572	138,304	150,276	288,580
2030	159,643	17,658	177,300	138,786	154,837	293,623
2031	160,149	17,810	177,960	139,203	159,239	298,442
2032	160,809	17,966	178,775	139,756	163,615	303,371
2033	161,019	18,069	179,088	139,914	167,937	307,851
2034	161,525	18,208	179,733	140,328	172,331	312,660
2035	161,748	18,415	180,162	140,500	178,125	318,625
2036	162,552	18,593	181,145	141,170	183,119	324,290
2037	162,469	18,672	181,141	141,070	187,526	328,596
2038	162,832	18,803	181,635	141,356	192,585	333,941
2039	163,197	18,935	182,132	141,643	197,543	339,186
2040	164,113	19,091	183,204	142,422	203,020	345,442

NOTE: All forecast revenues are "expected revenues." Expected revenue is the sum of all toll revenues that would be realized if 100 percent of transactions were recorded at the proper rate and resulted in full payment.

⁽¹⁾ In 2015, CV toll rates (Rate Tiers 2, 3 and 4) were increased 40 percent.

⁽²⁾ In 2016, CV toll rates (Rate Tiers 2, 3 and 4) will be increased 7.14 percent (cumulative increase of 50 percent).

⁽³⁾ In 2017, CV toll rates (Rate Tiers 2, 3 and 4) will be increased 6.67 percent (cumulative increase of 60 percent). Also in 2017, I-90 widening (from Kennedy Expressway to I-39) is completed.

⁽⁴⁾ Following the 2017 rate adjustment, CV rates in all subsequent years are linked to inflation. CDM Smith assumed an inflationary rate of 2.0 percent per annum.

⁽⁵⁾ In 2024, all reconstruction and rehabilitation projects on I-88 will be complete.

⁽⁶⁾ In 2026, the EOWA project is assumed to be completed.

Table 26: 2015-2040 Veterans Memorial Tollway (I-355) Transactions and Revenue
(in thousands, revenue shown in nominal \$)

Year	Transactions			Revenue		
	Passenger Car	Commercial Vehicle	Total Transactions	Passenger Car	Commercial Vehicle	Total Revenue
2015 ⁽¹⁾	152,533	13,705	166,238	\$161,286	\$66,888	\$228,174
2016 ⁽²⁾	157,790	14,136	171,926	168,501	74,015	242,516
2017 ⁽³⁾	159,561	14,220	173,781	169,119	78,529	247,647
2018 ⁽⁴⁾	161,320	14,302	175,622	171,168	80,651	251,818
2019	153,708	13,164	166,872	163,493	77,955	241,448
2020	156,850	13,415	170,265	166,933	81,158	248,091
2021 ⁽⁵⁾	166,690	15,009	181,698	176,854	93,300	270,154
2022	169,595	15,256	184,851	179,982	96,608	276,590
2023	176,790	15,040	191,830	187,292	95,807	283,099
2024	180,028	15,296	195,325	190,782	99,567	290,349
2025	181,572	15,504	197,076	192,636	103,017	295,653
2026 ⁽⁶⁾	184,808	15,821	200,629	196,274	107,361	303,635
2027	187,004	16,084	203,088	198,701	111,466	310,167
2028	189,100	16,349	205,450	201,024	115,428	316,451
2029	190,492	16,534	207,025	202,601	119,016	321,617
2030	191,524	16,705	208,229	203,823	122,586	326,409
2031	192,584	16,839	209,422	205,074	126,016	331,091
2032	193,873	16,966	210,839	206,577	129,453	336,030
2033	194,491	17,037	211,529	207,337	132,692	340,029
2034	195,493	17,140	212,633	208,460	135,916	344,376
2035	196,145	17,277	213,422	209,169	140,013	349,182
2036	197,736	17,430	215,166	210,874	143,866	354,739
2037	198,054	17,471	215,525	211,221	147,048	358,270
2038	198,916	17,560	216,476	212,150	150,880	363,030
2039	199,783	17,649	217,432	213,083	154,611	367,693
2040	200,983	17,747	218,730	214,341	158,702	373,043

NOTE: All forecast revenues are "expected revenues." Expected revenue is the sum of all toll revenues that would be realized if 100 percent of transactions were recorded at the proper rate and resulted in full payment.

⁽¹⁾ In 2015, CV toll rates (Rate Tiers 2, 3 and 4) increased 40 percent.

⁽²⁾ In 2016, CV toll rates (Rate Tiers 2, 3 and 4) will be increased 7.14 percent (cumulative increase of 50 percent).

⁽³⁾ In 2017, CV toll rates (Rate Tiers 2, 3 and 4) will be increased 6.67 percent (cumulative increase of 60 percent).

⁽⁴⁾ Following the 2017 rate adjustment, CV rates in all subsequent years are linked to inflation. CDM Smith assumed an inflationary rate of 2.0 percent per annum.

⁽⁵⁾ In 2021, all reconstruction on I-355 will be complete.

⁽⁶⁾ In 2026, the EOWA project is assumed to be completed.

Table 27: 2015-2040 Elgin-O'Hare Western Access Transactions and Revenue
(in thousands, revenue shown in nominal \$)

Year	Transactions			Revenue		
	Passenger Car	Commercial Vehicle	Total Transactions	Passenger Car	Commercial Vehicle	Total Revenue
2015 ⁽¹⁾	0	0	0	\$0	\$0	\$0
2016 ⁽²⁾	0	0	0	0	0	0
2017 ⁽³⁾	39,665	1,891	41,556	18,543	3,331	21,874
2018 ⁽⁴⁾	93,324	4,092	97,416	33,262	5,604	38,866
2019	101,273	4,241	105,514	35,282	5,715	40,997
2020	109,533	4,443	113,976	39,383	6,308	45,690
2021	115,468	4,785	120,253	41,168	6,845	48,013
2022	116,571	4,882	121,453	41,566	7,137	48,703
2023	117,690	4,981	122,670	41,968	7,412	49,380
2024	119,149	5,096	124,245	42,491	7,748	50,239
2025	122,497	6,577	129,074	45,770	11,738	57,509
2026 ⁽⁵⁾	176,235	12,237	188,472	70,043	25,341	95,385
2027	179,820	12,582	192,402	71,883	26,547	98,430
2028	181,671	12,734	194,404	72,630	27,490	100,119
2029	182,540	12,817	195,357	72,984	28,140	101,124
2030	183,918	12,937	196,855	73,542	29,054	102,595
2031	184,917	13,149	198,066	73,943	29,967	103,911
2032	186,431	13,401	199,832	74,551	31,257	105,808
2033	186,933	13,583	200,516	74,754	32,290	107,044
2034	187,951	13,805	201,756	75,163	33,509	108,672
2035	188,975	14,031	203,006	75,575	34,692	110,266
2036	190,525	14,300	204,825	76,197	36,042	112,239
2037	191,041	14,495	205,536	76,406	37,372	113,777
2038	192,084	14,732	206,817	76,825	38,675	115,500
2039	193,134	14,974	208,108	77,247	40,134	117,381
2040	194,722	15,261	209,983	77,885	41,709	119,594

NOTE: All forecast revenues are "expected revenues." Expected revenue is the sum of all toll revenues that would be realized if 100 percent of transactions were recorded at the proper rate and resulted in full payment.

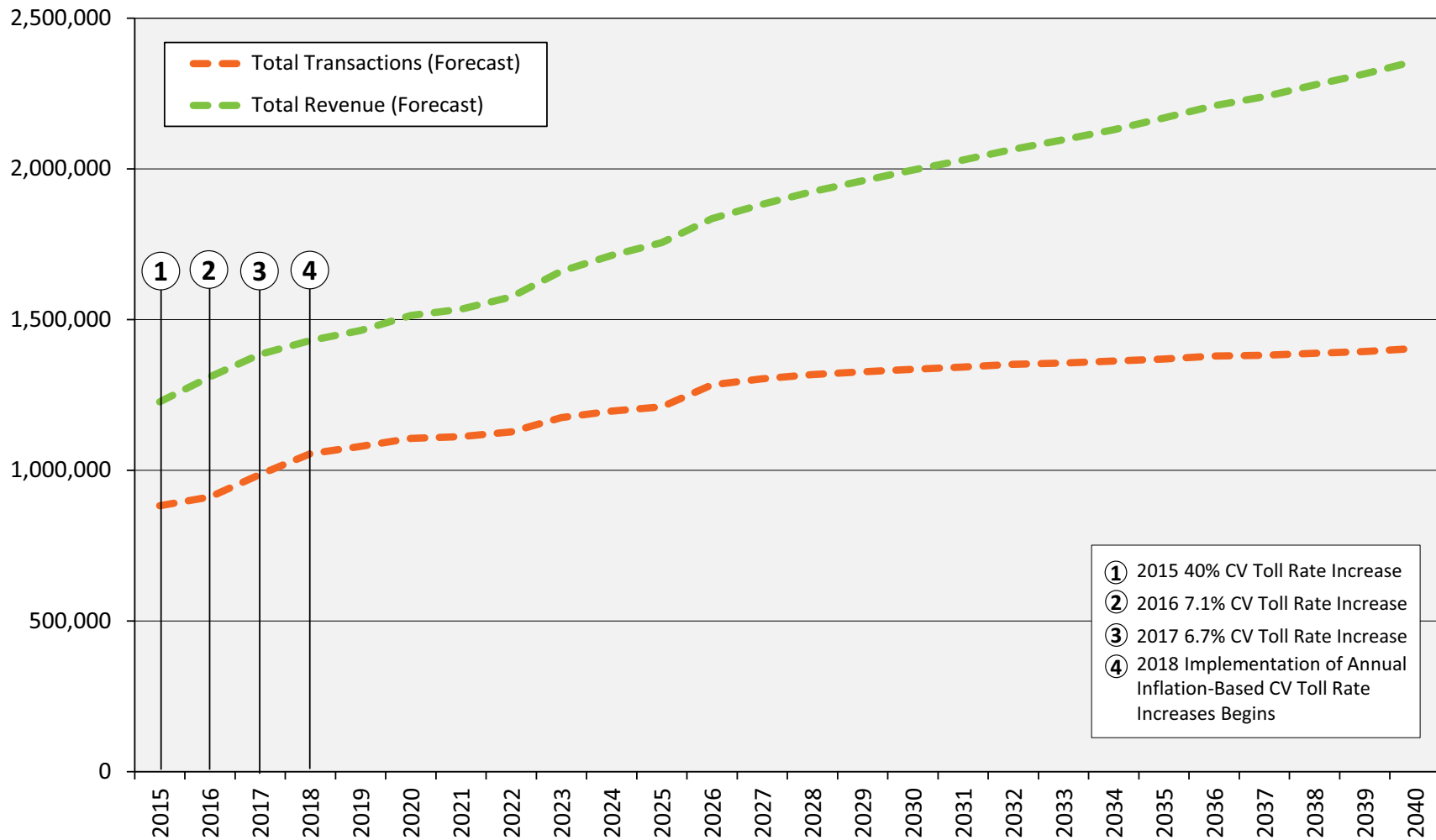
⁽¹⁾ In 2015, CV toll rates (Rate Tiers 2, 3 and 4) increased 40 percent.

⁽²⁾ In 2016, CV toll rates (Rate Tiers 2, 3 and 4) will be increased 7.14 percent (cumulative increase of 50 percent).

⁽³⁾ In 2017, CV toll rates (Rate Tiers 2, 3 and 4) will be increased 6.67 percent (cumulative increase of 60 percent). Also in 2017, I-90 widening (from Kennedy Expressway to Interstate 39) is completed.

⁽⁴⁾ Following the 2017 rate adjustment, CV rates in all subsequent years are linked to inflation. CDM Smith assumed an inflationary rate of 2.0 percent per annum.

⁽⁵⁾ In 2026, the EOWA project is assumed to be completed.



PROJECTED ANNUAL TOTAL TRANSACTION AND REVENUE, 2015-2040
(In Thousands, Revenue Shown in Nominal Dollars)



Mr. Michael Colsch
November 12, 2015
Page 50

CDM Smith will continue to monitor economic activity, traffic growth, and the impacts of construction on the Illinois Tollway as they relate to traffic and gross toll revenue forecasts. We trust the information herein meets your needs. Please let us know if you have questions or need additional assistance.

Sincerely,

CDM Smith Inc.

A handwritten signature in blue ink, reading "J Hart". The signature is written in a cursive style with a large initial "J" and a long horizontal stroke at the end.

Jonathon D. Hart, AICP
Senior Project Manager

Disclaimer

Current accepted professional practices and procedures were used in the development of these traffic and revenue estimates. However, as with any forecast of the future, it should be understood that there may be differences between forecasted and actual results caused by events and circumstances beyond the control of the forecasters. In formulating its estimates, CDM Smith has reasonably relied upon the accuracy and completeness of information provided (both written and oral) by ISTHA and its consultants. CDM Smith also has relied upon the reasonable assurances of some independent parties and is not aware of any facts that would make such information misleading.

CDM Smith has made qualitative judgments related to several key variables in the development and analysis of the traffic and revenue estimates that must be considered as a whole; therefore selecting portions of any individual result without consideration of the intent of the whole may create a misleading or incomplete view of the results and the underlying methodologies used to obtain the results. CDM Smith gives no opinion as to the value or merit of partial information extracted from this report.

All estimates and projections reported herein are based on CDM Smith's experience and judgment, and on a review of information obtained from multiple agencies, including ISTHA, the Illinois Department of Transportation, and the Chicago Metropolitan Agency for Planning. These estimates and projections may not be indicative of actual or future values, and are therefore subject to substantial uncertainty. Future developments cannot be predicted with certainty, and may affect the estimates or projections expressed in this report, such that CDM Smith does not specifically guarantee or warrant any estimate or projection contained within this report.

While CDM Smith believes that the projections or other forward-looking statements contained within the report are based on reasonable assumptions as of the date of the report, such forward-looking statements involve risks and uncertainties that may cause actual results to differ materially from the results predicted. Therefore, following the date of this report, CDM Smith will take no responsibility or assume any obligation to advise of changes that may affect its assumptions contained within the report, as they pertain to socioeconomic and demographic forecasts, proposed residential or commercial land use development projects and/or potential improvements to the regional transportation network.

CDM Smith is not, and has not been, a municipal advisor as defined in Federal law (the Dodd-Frank Act) to the ISTHA and does not owe a fiduciary duty pursuant to Section 15B of the Exchange Act to ISTHA with respect to the information and material contained in this report. CDM Smith is not recommending and has not recommended any action to ISTHA. ISTHA should discuss the information and material contained in this report with any and all internal and external advisors that it deems appropriate before acting on this information.

[THIS PAGE INTENTIONALLY LEFT BLANK]

APPENDIX D

SUMMARY OF CERTAIN PROVISIONS OF THE INDENTURE

The following summary of certain provisions of the Indenture is qualified in its entirety by reference to the Indenture.

Definitions

“*Act*” means the Toll Highway Act of the State of Illinois, 605 ILCS 10/1 *et seq.*, as amended.

“*Additional Bonds*” means Additional Senior Bonds and any Junior Bonds issued pursuant to the terms of the Indenture.

“*Additional Senior Bonds*” means any Bond or Bonds originally issued as Senior Bonds after March 31, 1999, the date certain provisions of the Amendatory Supplemental Indenture became effective, which includes the 2016A Bonds.

“*Aggregate Debt Service*” means, for any Fiscal Year and as of any date of calculation, the sum of the amounts of Debt Service for such Fiscal Year with respect to all Series of Senior Bonds.

“*Amendatory Supplemental Indenture*” means the 1996 Amendatory Supplemental Indenture dated as of September 1, 1996, between the Authority and the Trustee.

“*Authorized Officer*” means any director, officer or employee of the Authority authorized to perform specific acts or duties by a resolution duly adopted by the Authority.

“*Authorized Denominations*” means \$5,000 and any integral multiple thereof.

“*Bond*” or “*Bonds*” means any bond or bonds, including Senior Bonds and Junior Bonds, authenticated and delivered pursuant to the Indenture, other than Subordinated Indebtedness.

“*Bond Counsel*” means one or more firms of nationally recognized bond counsel designated by the Attorney General of the State.

“*Bondholder*,” or “*Holder*,” means any person who shall be the bearer of any coupon Bond or Bonds or the registered owner of any registered Bond or Bonds without coupons.

“*Business Day*” means any day which is not a Sunday or legal holiday or a day (including Saturday) on which banking institutions in the city where the principal corporate trust office of any Fiduciary is located are authorized by law or executive order to close (and such Fiduciary is in fact closed).

“*Capital Appreciation Bond*” means a Bond accruing interest that is compounded and added to Principal as of such date or dates specified in the related Supplemental Indenture and is payable at maturity. Any Capital Appreciation Bond may mature on any date specified in the related Supplemental Indenture.

“*Code*” means the Internal Revenue Code of 1986, as amended.

“*Construction Fund*” means the Construction Fund established pursuant to the Indenture for the purpose of paying costs of any Project.

“*Consulting Engineers*” means an engineer or engineering firm or corporation at the time retained by the Authority pursuant to the Indenture to perform the acts and carry out the duties provided for such Consulting Engineers in the Indenture.

“*Costs of Construction*” means with respect to any Project the cost of construction, acquisition, installation, reconstruction, modification, preservation, replacement, repairs, renewals or enhancement, including, without limitation, bridges over or under existing highways and railroads, the cost of acquisition of all land, rights of way, property, rights, easements and interests, acquired by the Authority for such construction, acquisition, installation, reconstruction, modification, preservation, replacement, repairs, renewals or enhancement, the cost of demolishing or removing any buildings or structures on land so acquired, including the cost of acquiring any lands to which such buildings or structures may be moved, the cost of diverting highways, interchange of highways, access to roads to private property, including the cost of lands or easements, the cost of all machinery and equipment, financing charges, interest prior to and during work or construction and for up to two years after completion of the work or construction, the cost of traffic estimates and of engineering and legal expenses, plans, specifications, surveys, estimates of cost and revenues, other expenses necessary or incident to determining the feasibility or practicability of constructing any Project, administrative expenses and such other costs, expenses and funding as may be necessary or incident to the Project, the financing of such construction or work and the placing of such Project in operation.

“*Costs of Credit Enhancement*” means any fees of, or termination payments to, any Provider of Credit Enhancement; *provided*, that with respect to any Credit Enhancement executed and delivered or becoming effective on or after the effective date of the amendment to the Indenture establishing the Termination Payment Account (June 22, 2005), “Costs of Credit Enhancement” shall not include termination payments required to be made in connection with any such Credit Enhancement.

“*Costs of Hedge Agreement*” means any fees of, or termination payments to, any Provider of a Hedge Agreement; *provided*, that with respect to any Qualified Hedge Agreement executed and delivered or becoming effective on or after the effective date of the amendment to the Indenture establishing the Termination Payment Account (June 22, 2005), “Costs of Hedge Agreement” shall not include termination payments required to be made in connection with any such Qualified Hedge Agreement.

“*Credit Enhancement*” means any arrangement to provide additional security or liquidity for Bonds including, without limitation, surety bonds, bond insurance, letters of credit, lines of credit and purchase and remarketing agreements, but does not include Reserve Account Credit Facilities.

“*Current Funds*” means moneys that are immediately available in the hands of the payee at the place of payment.

“*Debt Reserve Account*” means the Debt Reserve Account established in the Indenture.

“*Debt Reserve Requirement*” means, as of any date of calculation, the maximum annual Aggregate Debt Service for any Fiscal Year for all Senior Bonds.

“*Debt Service*” means, for any period longer than one month, as of any date of calculation, an amount equal to the sum of Principal Installments and interest on Senior Bonds payable (or for the payment for which amounts are required to be deposited in the Debt Service Account) during such period, except to the extent that such interest is to be paid from Bond proceeds deposited to the credit of the Debt

Service Account. Interest and Principal Installment amounts payable shall be calculated, for purposes of this definition, on the assumption that Senior Bonds Outstanding at the date of calculation will cease to be Outstanding by reason, but only by reason, of the payment of each Principal Installment on its due date. Interest and Principal Installments payable on January 1 of any Fiscal Year shall be deemed to be payable on December 31 of the preceding year. For purposes of applying this definition with respect to the calculations required by the Authority's toll covenants and calculating the Debt Reserve Requirement, the amount of interest to be payable on Senior Bonds having variable interest rates shall be computed by assuming that the rate of interest with respect to Senior Bonds, interest on which is excludable from gross income of the Holders for federal income tax purposes, is a rate equal to the lesser of (i) the 30 Year Bond Buyer Revenue Bond Index as of the date of calculation, or (ii) the maximum interest rate on such Senior Bonds, and with respect to any Senior Bonds having a variable interest rate the interest on which is not excludable from "gross income" of the Holders for federal income tax purposes, a rate equal to the lesser of (i) 115% of the 30 Year Bond Buyer Revenue Bond Index as of the date of calculation or (ii) the maximum interest rate on such Senior Bonds, including in each case taking into account any Qualified Hedge Agreement as provided in the Indenture; for purposes of the Debt Reserve Requirement this calculation shall be made as of a date selected by the Authority within thirty (30) days preceding the date of issuance of each Series of Bonds for which such calculation is required. However, the rate for any such Series of Senior Bonds for which the variable interest rate is fixed for any portion of the applicable Fiscal Year shall be assumed to be the actual rate borne by such Senior Bonds. For purposes of applying this definition with respect to the calculations required under the Indenture relating to the tests for the issuance of Additional Senior Bonds, the amount of interest payable on Senior Bonds having variable interest rates shall be computed at the maximum rate or amount for those Bonds, taking into account any Qualified Hedge Agreement. If a Series of Senior Bonds having variable interest rates is subject to purchase by the Authority pursuant to a mandatory or optional tender by the Holder, the "tender" date or dates shall be ignored and the stated Principal Installment dates of such Senior Bonds shall be used for purposes of calculating the Debt Service with respect to such Senior Bonds. If two Series of Senior Bonds having variable interest rates are issued simultaneously with inverse variable interest rates providing a composite fixed interest rate for such Senior Bonds taken at any time as a whole, such composite fixed rate shall be used in determining the Debt Service with respect to such Senior Bonds. Debt Service on Senior Bonds with respect to which there is a Qualified Hedge Agreement shall be calculated consistent with the provisions of the Indenture, as described in **APPENDIX D – "SUMMARY OF CERTAIN PROVISIONS OF THE INDENTURE – Hedging Transactions."** Debt Service shall include Costs of Credit Enhancement, Costs of Hedge Agreements and reimbursements to Providers of Credit Enhancement and Qualified Hedge Agreements, in each case to be paid as provided in a Supplemental Indenture from the Debt Service Account.

"Debt Service Account" means the Debt Service Account established in the Indenture.

"Defeasance Securities" means any direct obligations of, or obligations the principal of and interest on which are unconditionally guaranteed by, the United States of America.

"Depository" means any bank, national banking association or trust company having capital stock, surplus and retained earnings aggregating at least \$8,000,000, or a savings or savings and loan institution having assets aggregating at least \$65,000,000, selected by the Treasurer (and with respect to Funds, Accounts and Sub-Accounts held by the Trustee, with the consent of the Treasurer, which consent shall not be unreasonably withheld) as a depository of moneys and securities held under the provisions of the Indenture, and may include the Trustee.

“Eighteenth Supplemental Indenture” means the Eighteenth Supplemental Indenture securing the 2014B Bonds, dated as of June 1, 2014, between the Authority and the Trustee.

“Eighth Supplemental Indenture” means the Eighth Supplemental Indenture securing the 2006 Bonds, dated as of June 1, 2006, between the Authority and the Trustee.

“Eleventh Supplemental Indenture” means the Eleventh Supplemental Indenture securing the 2008B Bonds, dated as of November 1, 2008, between the Authority and the Trustee.

“Event of Default” means any event described in **APPENDIX D – “SUMMARY OF CERTAIN PROVISIONS OF THE INDENTURE – Events of Default.”**

“Federal Securities” means (i) any direct obligations of, or obligations the principal of and interest on which are unconditionally guaranteed by, the United States of America, (ii) any Municipal Bonds which are fully secured as to principal and interest by an irrevocable pledge of moneys or direct obligations of, or obligations unconditionally guaranteed by, the United States of America, which moneys or obligations are segregated in trust and pledged for the benefit of the holders of the Municipal Bonds, (iii) certificates of ownership of the principal of or interest on direct obligations of, or obligations unconditionally guaranteed by, the United States of America, which obligations are held in trust by a commercial bank that is a member of the Federal Reserve System and (iv) interest obligations of the Resolution Funding Corporation, including, without limitation, interest obligations stripped by the Federal Reserve Bank of New York.

“Fiduciary” or *“Fiduciaries”* means the Trustee, the Registrar and the Paying Agents, or any or all of them, as may be appropriate.

“Fifteenth Supplemental Indenture” means the Fifteenth Supplemental Indenture securing the 2013A Bonds, dated as of May 1, 2013, between the Authority and the Trustee.

“Fifth Supplemental Indenture” means the Fifth Supplemental Indenture securing the 1996A Bonds, dated as of September 1, 1996, between the Authority and the Trustee.

“First Supplemental Indenture” means the First Supplemental Indenture securing Toll Highway Priority Revenue Bonds, 1986 Series, dated as of October 1, 1986, between the Authority and the Trustee.

“Fiscal Year” means the period January 1 through December 31 of the same year.

“Fitch” means Fitch Ratings, its successors and assigns, and, if Fitch shall be dissolved or liquidated or shall no longer perform the functions of a securities rating agency, “Fitch” shall be deemed to refer to any other nationally recognized securities rating agency designated by the Authority by notice to the Trustee.

“Fourteenth Supplemental Indenture” means the Fourteenth Supplemental Indenture securing the 2010A Bonds dated as of June 1, 2010, between the Authority and the Trustee

“Fourth Supplemental Indenture” means the Fourth Supplemental Indenture securing Toll Highway Refunding Revenue Bonds, 1993 Series A and B, dated as of March 1, 1993, between the Authority and the Trustee.

“Hedge Agreement” means a payment exchange agreement, swap agreement, forward purchase agreement or any other hedge agreement entered into by the Authority providing for payments between

the parties based on levels of, or changes in, interest rates, stock or other indices or contracts to exchange cash flows or a series of payments or contracts, including, without limitation, interest rate floors, or caps, options, puts or calls, which allows the Authority to manage or hedge payment, rate, spread or similar risk with respect to any Series of Senior Bonds.

“Improvement” means any System Expansion Project or any acquisition, installation, construction, reconstruction, modification or enhancement of or to any real or personal property (other than Operating Expenses) for which a currently effective resolution of the Authority has been adopted authorizing the deposit of Revenues to the credit of the Improvement Account for such System Expansion Project or acquisition, installation, construction, reconstruction, modification or enhancement including, without limitation, the cost of related feasibility studies, plans, designs or other related expenditures.

“Improvement Account” means the Improvement Account established in the Indenture.

“Improvement Requirement” means the aggregate of the amounts established by currently effective resolutions of the Authority for specified Improvements, based upon a certificate or certificates of the Consulting Engineers with respect to the estimated costs of such Improvements filed with the Authority from time to time, less the amounts previously withdrawn or transferred from the Improvement Account to pay the costs of any such Improvements.

“Indenture” means the Amended and Restated Trust Indenture effective as of March 31, 1999 amending and restating the Trust Indenture dated as of December 1, 1985, by and between the Authority and the Trustee, as from time to time amended and supplemented, including by the First Supplemental Indenture, the Second Supplemental Indenture, the Third Supplemental Indenture, the Fourth Supplemental Indenture, the Fifth Supplemental Indenture, the Sixth Supplemental Indenture, the Seventh Supplemental Indenture, the Eighth Supplemental Indenture, the Ninth Supplemental Indenture, the Tenth Supplemental Indenture, the Eleventh Supplemental Indenture, the Twelfth Supplemental Indenture, the Thirteenth Supplemental Indenture, the Fourteenth Supplemental Indenture, the Fifteenth Supplemental Indenture, the Sixteenth Supplemental Indenture, the Seventeenth Supplemental Indenture, the Eighteenth Supplemental Indenture, the Nineteenth Supplemental Indenture, the Twentieth Supplemental Indenture, the Twenty-First Supplemental Indenture, the Twenty-Second Supplemental Indenture, the Twenty-Third Supplemental Indenture and the Amendatory Supplemental Indenture.

“Interest Payment Date” means, with respect to the 2016A Bonds, each June 1 and December 1 commencing June 1, 2016.

“Interest Sub-Account” means the sub-account of that name in the Debt Service Account established in the Indenture.

“Investment Securities” means any of the following securities authorized by law as permitted investments of Authority funds at the time of their purchase:

(i) Federal Securities;

(ii) Bonds, debentures, notes or other evidences of indebtedness issued by any of the following agencies: Government National Mortgage Association, Federal National Mortgage Association, Federal Home Loan Mortgage Corporation, Federal Land Banks, Federal Home Loan Banks, Federal Intermediate Credit Banks, Banks for Cooperatives, Tennessee Valley Authority, United States Postal Service, Farmers Home Administration, Export-Import Bank, Federal Financing Bank and Student Loan Marketing Association;

(iii) Investments in a money market fund registered under the Investment Company Act of 1940, as amended (including any such money market fund sponsored by or affiliated with any Fiduciary), comprised of any of the investments set forth in subparagraph (i) or subparagraph (ii) above;

(iv) Negotiable or non-negotiable certificates of deposit or time deposits or other banking arrangements issued by any bank, trust company or national banking association (including any Fiduciary), which certificates of deposit or time deposits or other banking arrangements shall be continuously secured or collateralized by obligations described in subparagraphs (i), (ii) or (iii) of this definition, which obligations shall have a market value (exclusive of accrued interest) at all times at least equal to the principal amount of such certificates of deposit or time deposits or other banking arrangements and shall be lodged with the Trustee, as custodian, by the bank, trust company or national banking association issuing such certificates of deposit or time deposits or other banking arrangements, which certificates of deposit or time deposits or other banking arrangements acquired or entered into pursuant to this subparagraph (iv) shall be deemed for purposes of the Indenture to constitute investments and not deposits;

(v) With respect to moneys on deposit to the credit of the Debt Service Account, the Debt Reserve Account and the Construction Fund and its separate, segregated accounts (to the extent that the Construction Fund and such separate, segregated accounts are held by the Trustee) (except the Construction Fund revolving accounts), repurchase agreements with any bank, trust company or national banking association (including any Fiduciary) or government bond dealer reporting to the Federal Reserve Bank of New York continuously secured or collateralized by obligations described in subparagraph (i) of this definition, which obligations shall have a market value (exclusive of accrued interest) at all times at least equal to the amortized value of such repurchase agreements, *provided* such security or collateral is lodged with and held by the Trustee or the Authority as titleholder, as the case may be;

(vi) With respect to moneys on deposit to the credit of all Funds, Accounts and Sub-Accounts (except the Debt Service Account, the Debt Reserve Account, and the Construction Fund to the extent that the Construction Fund is held by the Trustee, the separate, segregated accounts of the Construction Fund to the extent such accounts are held by the Trustee and the revolving accounts of the Construction Fund), repurchase agreements with any bank, trust company or national banking association (including any Fiduciary) or government bond dealer reporting to the Federal Reserve Bank of New York continuously and fully secured for the benefit of the Authority and the Holders of the Bonds as provided by applicable state law with respect to the investment of public funds;

(vii) Public housing bonds issued by public housing authorities and fully secured as to the payment of both principal and interest by a pledge of annual contributions under an annual contributions contract or contracts with the United States of America; and project notes issued by public housing authorities or by local public agencies, in each case fully secured as to the payment of both principal and interest by a requisition or payment agreement with the United States of America;

(viii) Any Municipal Bond which has a rating by each rating agency from which the Authority has obtained Ratings for its Senior Bonds, which is not lower than the Rating provided by the respective rating agency for Senior Bonds; and

(ix) Any other investment securities as to which the Authority has received written advice from each rating agency which has a Rating for any Senior Bonds that investment in such securities will not result in a reduction of the Rating by the rating agency.

Investment Securities shall be rated not lower than “BBB-” by Standard & Poor’s Corporation and “Baa” by Moody’s Investors Service, or, in the case of Investment Securities described in subparagraph (iii), subparagraph (iv), subparagraph (v) or subparagraph (vi) of this definition, shall be secured or collateralized by Investment Securities rated not lower than “BBB” by Standard & Poor’s Corporation and “Baa” by Moody’s Investors Service.

“*Junior Bond Debt Reserve Account or Accounts*” means any Junior Bond Debt Reserve Account or Accounts established in Supplemental Indentures authorizing the issuance of Junior Bonds.

“*Junior Bond Debt Service Account or Accounts*” means any Junior Debt Service Account or Accounts established in Supplemental Indentures authorizing the issuance of Junior Bonds.

“*Junior Bonds*” means all Bonds authenticated and delivered as Junior Bonds pursuant to the Indenture.

“*Junior Bonds Revenue Requirement*” means for any Fiscal Year the amount required to be deposited from the Revenue Fund to any Junior Bond Debt Service Account and any Junior Bond Debt Reserve Account. For purposes of certain provisions of the tests established by the Indenture for the issuance of Additional Senior Bonds and the Authority’s toll covenants, the Junior Bond Revenue Requirement shall be the amount projected to be so required under the Supplemental Indentures authorizing the Junior Bonds, and taking into account, without limitation, (i) the expectations of the Authority as to the receipts, other than Revenues, which pursuant to the Supplemental Indentures authorizing Junior Bonds, will be applied to make such deposits to pay Principal Installments or interest, Costs of Credit Enhancement or Costs of Hedge Agreements and reimbursement to Providers of Credit Enhancement and Hedge Agreements on Junior Bonds to be paid from such Accounts; (ii) the expectations of the Authority as to future refinancings of Junior Bonds which were issued as provided in the Supplemental Indenture authorizing such Junior Bonds with the expectation of refinancing; and (iii) interest payable on Junior Bonds with variable interest rates as provided in the Supplemental Indenture authorizing Junior Bonds.

“*Maintenance and Operation Account*” means the Maintenance and Operation Account established in the Indenture.

“*Moody’s*” means Moody’s Investors Service, a corporation organized and existing under the laws of the State of Delaware, its successors and assigns, and, if such corporation shall be dissolved or liquidated or shall no longer perform the functions of a securities rating agency, “Moody’s” shall be deemed to refer to any other nationally recognized securities rating agency designated by the Authority by notice to the Trustee.

“*Move Illinois Program*” means the “Move Illinois: *The Illinois Tollway Driving the Future*” capital program of the Authority, as described in and approved by Resolution No. 19480 of the Authority, adopted on August 25, 2011, and as the same may be amended, revised or modified from time to time.

“*Municipal Bonds*” means, any obligations of any state, public corporation, authority, political subdivision, unit of local government or municipality of any state.

“Net Revenue Requirement” means, with respect to any period of time, an amount necessary to cure deficiencies, if any, in the Debt Service Account, the Debt Reserve Account, any Junior Bond Debt Service Account and any Junior Bond Debt Reserve Account plus the greater of (i) the sum of Aggregate Debt Service, the Junior Bond Revenue Requirement and the Renewal and Replacement Deposit for such period or (ii) 1.3 times the Aggregate Debt Service for such period.

“Net Revenues” means, for any Fiscal Year or other period of time, the Revenues, excluding amounts transferred during such Fiscal Year or period (i) to the Revenue Fund from the Construction Fund and (ii) to the Trustee by the Authority from the System Reserve Account, the Improvement Account or the Renewal and Replacement Account, less the Operating Expenses for such Fiscal Year or period.

“Nineteenth Supplemental Indenture” means the Nineteenth Supplemental Indenture securing the 2014C Bonds, dated as of December 1, 2014, between the Authority and the Trustee.

“Ninth Supplemental Indenture” means the Amended and Restated Ninth Supplemental Indenture securing the 2007 Bonds, dated as of March 1, 2011, between the Authority and the Trustee.

“1998 Bonds” means the 1998 Series A Bonds and the 1998 Series B Bonds.

“1998 Series A Bonds” means the Toll Highway Priority Refunding Revenue Bonds, 1998 Series A (Fixed Rate), authorized by the Sixth Supplemental Indenture.

“1998 Series B Bonds” means the Toll Highway Refunding Revenue Bonds, 1998 Series B (Variable Rate), authorized by the Sixth Supplemental Indenture.

“1996 Series A Bonds” means the Toll Highway Refunding Revenue Bonds, 1996 Series A, authorized by the Fifth Supplemental Indenture.

“1993 Series B Bonds” means the Authority’s Toll Highway Refunding Revenue Bonds, 1993 Series B, issued pursuant to the Fourth Supplemental Indenture and redeemed on January 28, 2009.

“1992 Series A Bonds” means the Toll Highway Priority Revenue Bonds, 1992 Series A, authorized by the Third Supplemental Indenture.

“Operating Expenses” means the Authority’s expenses in the normal course of business for operation, maintenance and repairs of the Tollway System or any part of it and replacement and acquisition of equipment (other than expenses which under generally accepted accounting principles are capitalized and for which amounts (other than amounts held in the Maintenance and Operation Account) are set aside or otherwise available) including, without limitation, all policing, administrative and engineering expenses, legal and financial advisory expenses, fees and expenses of the fiduciaries, payments to pension, retirement, health and hospitalization funds, insurance premiums, rentals under leases of property not constituting Projects, and any other expenses or obligations required to be paid by the Authority under the provisions of the Indenture or by law, all to the extent properly and directly attributable to the operation of the Tollway System, but not including any costs or expenses of any Project, allowance for depreciation, payments on any Outstanding Bonds, Subordinated Indebtedness or money borrowed for purposes other than Operating Expenses, or any reserves for those purposes.

“Operating Reserve Sub-Account” means the subaccount of that name in the Maintenance and Operation Account established under the Indenture.

“*Operating Sub-Account*” means the sub-account of that name in the Maintenance and Operation Account.

“*Outstanding*,” when used with reference to Bonds, means, as of any date, all Bonds theretofore or thereupon being authenticated and delivered under the Indenture except:

- (i) Any Bonds canceled by the Trustee at or prior to such date;
- (ii) Bonds (or portions of Bonds) for the payment or redemption of which moneys, equal to the principal amount or Redemption Price thereof, as the case may be, with interest to the date of maturity or date fixed for redemption, are held in trust under the Indenture and set aside for such payment or redemption (whether at or prior to the maturity or redemption date), *provided* that if such Bonds (or portions of Bonds) are to be redeemed, notice of such redemption shall have been given as provided in the proceedings authorizing such Bonds or provision satisfactory to the Trustee shall have been made for the giving of such notice;
- (iii) Bonds in lieu of or in substitution for which other Bonds shall have been authenticated and delivered pursuant the Indenture; and
- (iv) Bonds deemed to have been paid under the provisions of the Indenture described in **APPENDIX D – “SUMMARY OF CERTAIN PROVISIONS OF THE INDENTURE – Defeasance.”**

“*Owner*” or “*Registered Owner*” means any person who shall be the registered owner of any Bond.

“*Paying Agent*” means any bank, national banking association or trust company designated by the Authority as paying agent for the Bonds of any Series, and any successor or successors appointed by the Authority under the Indenture, and for the 2016A Bonds means the Trustee.

“*Principal*” when used in connection with a Capital Appreciation Bond shall mean the initial principal amount of such Bond as of its date of issuance plus interest accreted thereon to the date of calculation, which in the aggregate shall constitute the maturity amount of such Capital Appreciation Bond as of the date of maturity thereof.

“*Principal Installment*” means, as of any particular date of calculation and with respect to any particular future date and with respect to Bonds of a particular Series, (a) the principal amount of Outstanding Bonds of said Series that are stated to mature on such future date, reduced by the aggregate principal amount of such Outstanding Bonds that would before said future date cease to be Outstanding by reason, but only by reason, of the payment when due, and application in accordance with the Indenture, of Sinking Fund Installments payable before said future date toward the retirement of such Outstanding Bonds, and (b) the amount of any Sinking Fund Installment payable on said future date toward the retirement of any Outstanding Bonds of said Series.

“*Principal Sub-Account*” means the sub-account of that name in the Debt Service Account established in the Indenture.

“*Priority Bonds*” means all Bonds designated as Priority Bonds, which, as of the date of issuance of the 2016A Bonds consists of the 1992 Series A Bonds, the 1998 Series A Bonds, the 2006 Bonds, the 2007 Bonds, the 2008B Bonds, the 2009A Bonds, the 2009B Bonds and the 2010A Bonds.

“*Project*” means any Improvement or Renewal and Replacement.

“Provider” means any person or entity providing Credit Enhancement, a Reserve Account Credit Facility or a Qualified Hedge Agreement with respect to any one or more Series of Senior Bonds, pursuant to agreement with or upon the request of the Authority.

“Provider Payment Sub-Account” means the sub-account of that name in the Debt Service Account established in the Indenture.

“Qualified Hedge Agreement” means a Hedge Agreement if (i) the Provider of the Hedge Agreement is rated “A” or better by Standard & Poor’s Rating Group and (ii) the Authority has given each rating agency then rating any of the Senior Bonds (whether or not such rating agency also rates the unsecured obligations of the Provider of the Hedge Agreement or the Provider’s guarantor) at least 15 days’ notice in writing of its intention to enter into the Hedge Agreement (unless such notice period is waived by such rating agency) and has received from such rating agency its written advice that the entering into of the Hedge Agreement by the Authority will not in and of itself cause a reduction or withdrawal by such rating agency of its Rating on any Senior Bonds. Such written advice shall constitute a waiver by that rating agency of the notice requirement set forth above.

“Rating” means a rating given Senior Bonds by a nationally-recognized rating agency upon the request or application of the Authority, and where the rating of any Senior Bonds is based upon bond insurance or similar credit enhancement, it means the rating which those Senior Bonds would have without that bond insurance or credit enhancement.

“Rating Agency” means Fitch, Moody’s and S&P or any other nationally recognized securities rating agency then assigning a Rating to the applicable Series.

“Record Date” means the fifteenth (15th) day (whether or not a Business Day) of the month next preceding each Interest Payment Date.

“Redemption Price” means, with respect to any Bond, the principal amount thereof plus the applicable premium, if any, payable upon the date fixed for redemption.

“Redemption Sub-Account” means the sub-account of that name in the Debt Service Account established in the Indenture.

“Refunding Bonds” means all Bonds designated as Refunding Bonds, which as of the date of issuance of the 2016A Bonds consists of the 1996A Bonds, the 1998 Bonds, the 2008A Bonds, the 2010A Bonds, the 2013B Bonds, the 2014A Bonds, the 2014D Bonds and the 2016A Bonds.

“Registrar” means the Trustee.

“Renewal and Replacement” means preservation, replacement, repairs, renewals and reconstruction or modifications of the Tollway System or any part of it constituting real or personal property, whether leased or purchased, but does not include System Expansion Projects.

“Renewal and Replacement Account” means the Renewal and Replacement Account established in the Indenture.

“Renewal and Replacement Deposit or Deposits” means, with respect to any period, any amount budgeted for deposit to or projected for deposit to the Renewal and Replacement Account for Renewal and Replacement Expenses, other than such budgeted or projected amounts which the Authority has determined will be available for Renewal and Replacement Expenses from the System Reserve Fund, the

Improvement Fund or from the proceeds of authorized borrowings or from installment purchases or leases.

“Renewal and Replacement Expense or Expenses” means the cost of any Renewal and Replacement.

“Reserve Account Credit Facility” means a surety bond, an insurance policy, a letter of credit or other credit facility with respect to any Series of Senior Bonds which meets the requirements of the Indenture.

“Revenues” means (i) all tolls, fees, charges, rents, and other income and receipts derived from the operation of the Tollway System, (ii) the proceeds of any use and occupancy insurance relating to the Tollway System and of any other insurance that insures against loss of revenues, (iii) investment income from any moneys or securities held in Funds, Accounts or Sub-Accounts established under the Indenture, other than the Construction Fund, and (iv) amounts transferred from the Construction Fund to the Revenue Fund, and transfers to the Trustee by the Authority from the System Reserve Account pursuant to the Indenture. Revenues excludes Federal and State grants and appropriations, loan proceeds, gifts or donations of any kind, transfers, if any, to the Authority as permitted under any Escrow Agreement, and receipts not related to the Authority’s performance of its obligations under the Indenture or to the operations of the Tollway System.

“S&P” means Standard & Poor’s Ratings Services, a division of The McGraw Hill Companies, Inc., a corporation organized and existing under the laws of the State of New York, its successors and assigns, and, if such corporation shall be dissolved or liquidated or shall no longer perform the functions of a securities rating agency, “S&P” shall be deemed to refer to any other nationally recognized securities rating agency designated by the Authority by notice to the Trustee.

“Second Supplemental Indenture” means the Second Supplemental Indenture securing Toll Highway Refunding Revenue Bonds, 1987 Series, dated as of February 15, 1987, between the Authority and the Trustee.

“Senior Bonds” means the Authority’s Outstanding Priority Bonds, the Authority’s Outstanding Refunding Bonds, and all Additional Senior Bonds, without duplication, issued in accordance with the Indenture.

“Series” means all of the Bonds designated as a series and authenticated and delivered on original issuance in a simultaneous transaction, and any Bonds thereafter authenticated and delivered in lieu of or in substitution for such Bonds.

“Seventeenth Supplemental Indenture” means the Seventeenth Supplemental Indenture securing the 2014A Bonds, dated as of January 1, 2014, between the Authority and the Trustee.

“Seventh Supplemental Indenture” means the Seventh Supplemental Indenture securing the 2005 Bonds, dated as of June 1, 2005, between the Authority and the Trustee.

“Sinking Fund Installment” means, each principal amount of Senior Bonds scheduled to be retired through the application of amounts on deposit in the Redemption Sub-Account established pursuant to the Indenture.

“Sixteenth Supplemental Indenture” means the Sixteenth Supplemental Indenture securing the 2013 B-1 Bonds, dated as of August 1, 2013, between the Authority and the Trustee.

“*Sixth Supplemental Indenture*” means the Sixth Supplemental Indenture securing the 1998 Bonds, dated as of December 1, 1998, between the Authority and the Trustee.

“*Subordinated Indebtedness*” means any evidence of indebtedness, other than Bonds, permitted to be issued by the Indenture for any purpose for which Bonds may be issued thereunder and payable from the System Reserve Account.

“*Subsidy Payments*” means the cash subsidy payments that may be paid from time to time by the United States Treasury pursuant to Sections 54AA(g) and 6431 of the Code resulting from the elections by the Authority to issue the 2009A Bonds and the 2009B Bonds as “Build America Bonds (Direct Payment).”

“*System Expansion Project*” means any acquisition, improvement, betterment, enlargement or capital addition that extends the Tollway System.

“*System Reserve Account*” means the System Reserve Account established in the Indenture.

“*Tenth Supplemental Indenture*” means the Amended and Restated Tenth Supplemental Indenture securing the 2008A Bonds, dated as of February 1, 2011, between the Authority and the Trustee.

“*Termination Payment Account*” means the Termination Payment Account established in the Indenture.

“*Third Supplemental Indenture*” means the Third Supplemental Indenture securing the 1992 Series A Bonds, dated as of September 1, 1992, between the Authority and the Trustee.

“*Thirteenth Supplemental Indenture*” means the Thirteenth Supplemental Indenture securing the 2009B Bonds, dated as of December 1, 2009, between the Authority and the Trustee.

“*Tollway System*” means, collectively, (i) the toll highways operated and maintained by the Authority as of December 1, 1985, (ii) any Projects, and (iii) all properties, equipment and facilities used in connection with the operation and maintenance of the facilities listed in clause (i) or (ii) of this definition.

“*Treasurer*” means the Treasurer of the State of Illinois and *ex officio* custodian of the “Illinois State Toll Highway Authority Fund,” a special fund created under the Act, of which all Funds, Accounts, and Sub-Accounts created under the Indenture, including the Revenue Fund and the Construction Fund, are a part.

“*Trustee*” means The Bank of New York Mellon Trust Company, N.A., as successor to The First National Bank of Chicago, currently serving as trustee under the Indenture.

“*Twelfth Supplemental Indenture*” means the Twelfth Supplemental Indenture securing the 2009A Bonds, dated as of May 1, 2009, between the Authority and the Trustee.

“*Twentieth Supplemental Indenture*” means the Twentieth Supplemental Indenture securing the 2014D Bonds, dated as of December 1, 2014, between the Authority and the Trustee.

“*Twenty-First Supplemental Indenture*” means the Twenty-First Supplemental Indenture securing the 2015A Bonds, dated as of July 1, 2015, between the Authority and the Trustee.

“Twenty-Second Supplemental Indenture” means the Twenty-Second Supplemental Indenture securing the 2015B Bonds, dated as of November 1, 2015, between the Authority and the Trustee.

“Twenty-Third Supplemental Indenture” means the Twenty-Third Supplemental Indenture securing the 2016A Bonds, between the Authority and the Trustee

“2005 Bonds” means the Toll Highway Senior Priority Revenue Bonds, 2005 Series A, authorized by the Seventh Supplemental Indenture.

“2006 Bonds” means the 2006A-1 Bonds and the 2006A-2 Bonds.

“2006A-1 Bonds” means the Toll Highway Senior Priority Revenue Bonds, 2006 Series A-1, authorized by the Eighth Supplemental Indenture.

“2006A-2 Bonds” means the Toll Highway Senior Priority Revenue Bonds, 2006 Series A-2, authorized by the Eighth Supplemental Indenture.

“2007 Bonds” means the 2007A-1 Bonds and the 2007A-2 Bonds.

“2007A-1 Bonds” means the Toll Highway Variable Rate Senior Priority Revenue Bonds, 2007 Series A-1a and A-1b, authorized by the Ninth Supplemental Indenture.

“2007A-2 Bonds” means the Toll Highway Variable Rate Senior Priority Revenue Bonds, 2007 Series A-2a, A-2b, A-2c and A-2d, authorized by the Ninth Supplemental Indenture.

“2008A Bonds” means the 2008A-1 Bonds and the 2008A-2 Bonds.

“2008A-1 Bonds” means the Toll Highway Variable Rate Senior Refunding Revenue Bonds, 2008 Series A-1a and A-1b, authorized by the Tenth Supplemental Indenture.

“2008A-2 Bonds” means the Toll Highway Variable Rate Senior Refunding Revenue Bonds, 2008 Series A-2, authorized by the Tenth Supplemental Indenture.

“2008B Bonds” means the Toll Highway Senior Priority Revenue Bonds, 2008 Series B, authorized by the Eleventh Supplemental Indenture.

“2009A Bonds” means the Toll Highway Senior Priority Revenue Bonds, Taxable 2009 Series A (Build America Bonds – Direct Payment), authorized by the Twelfth Supplemental Indenture.

“2009B Bonds” means the Toll Highway Senior Priority Revenue Bonds, Taxable 2009 Series B (Build America Bonds – Direct Payment), authorized by the Thirteenth Supplemental Indenture.

“2010A Bonds” means the Toll Highway Senior Refunding Revenue Bonds, 2010 Series A-1, authorized by the Fourteenth Supplemental Indenture.

“2013A Bonds” means the Toll Highway Senior Revenue Bonds, 2013 Series A, authorized by the Fifteenth Supplemental Indenture.

“2013B-1 Bonds” means the Toll Highway Senior Revenue Bonds, 2013 Series B-1 (Refunding), authorized by the Sixteenth Supplemental Indenture.

“*2014A Bonds*” means the Toll Highway Senior Revenue Bonds, 2014 Series A (Refunding), authorized by the Seventeenth Supplemental Indenture.

“*2014B Bonds*” means the Toll Highway Senior Revenue Bonds, 2014 Series B, authorized by the Eighteenth Supplemental Indenture.

“*2014C Bonds*” means the Toll Highway Senior Revenue Bonds, 2014 Series C, authorized by the Nineteenth Supplemental Indenture.

“*2014D Bonds*” means the Toll Highway Senior Revenue Bonds, 2014 Series D (Refunding), authorized by the Twentieth Supplemental Indenture.

“*2015A Bonds*” means the Toll Highway Senior Revenue Bonds, 2015 Series A, authorized by the Twenty-First Supplemental Indenture.

“*2015B Bonds*” means the Toll Highway Senior Revenue Bonds, 2015 Series B, authorized by the Twenty-Second Supplemental Indenture.

“*2016A Bonds*” means the Toll Highway Senior Revenue Bonds, 2016 Series A, authorized by the Twenty-Third Supplemental Indenture.

“*Underwriters*” means the group of underwriters represented by RBC Capital Markets, LLC and Siebert Brandford Shank & Co., L.L.C., in connection with the purchase of the 2016A Bonds.

Pledge and Lien

Pursuant to the Indenture, the Authority pledges for the payment of the principal and Redemption Price of, and interest on, the Senior Bonds (i) the Net Revenues, (ii) amounts on deposit in all Funds, Accounts and Sub-Accounts, except amounts on deposit in or required to be deposited in the Maintenance and Operation Account established by the Indenture and except for amounts held from time to time in any Junior Bond Debt Service Accounts and any Junior Bond Debt Reserve Accounts, in each case established pursuant to the Supplemental Indentures authorizing any Junior Bonds and (iii) any and all other moneys, securities and property held by the Trustee under the terms of the Indenture (except such amounts to be held solely for benefit of Junior Bonds).

The pledge and lien created by the Indenture for Senior Bonds secure Senior Bonds on an equal and ratable basis and are superior in all respects to any pledge and lien created by any Supplemental Indenture for Junior Bonds, except with respect to amounts held from time to time solely for the benefit of Junior Bonds. With respect to amounts held in the Junior Bond Debt Service Account and the Junior Bond Debt Reserve Account, the pledge and lien for Junior Bonds secure Junior Bonds on an equal and ratable basis and are superior in all respects to the pledge and lien created for Senior Bonds. For purposes of the pledge and lien granted by the Indenture, and the requirement for deposits in and use of amounts in the Debt Service Account, the payment of principal of, premium, if any, and interest on Senior Bonds may include reimbursing Providers of Credit Enhancement or Qualified Hedge Agreements for Senior Bonds for amounts applied by such Providers to pay such principal of, premium, if any, and interest on Senior Bonds, but amounts in the Debt Service Account shall be so applied only if after such application there is no deficiency in the Debt Service Account.

Flow of Funds

The Authority covenants to deliver all Revenues (other than investment income, unless otherwise directed by the Indenture, and other than reimbursable advances from particular Funds or Accounts, which may when reimbursed be deposited directly into the Fund or Account from which the advance was made), within five Business Days after receipt, for deposit in the Revenue Fund. On or before the 20th day of each month the Treasurer, at the direction of the Authority, will transfer or apply the balance as of such date of transfer in the Revenue Fund not previously transferred or applied in the following order of priority:

First, to the credit of the Maintenance and Operation Account as follows:

(1) to the credit of the Operating Sub-Account, that portion of the Operating Expenses set forth in the Annual Budget for the then current Fiscal Year that would have accrued on a *pro rata* basis to the end of the current calendar month if deemed to accrue monthly on a pro rata basis from the first day of the then current Fiscal Year, less all other amounts previously transferred by the Treasurer for deposit to the credit of the Operating Sub-Account during said Fiscal Year and less the balance, if any, that was on deposit to the credit of the Operating Sub-Account on December 31 of the preceding Fiscal Year, and

(2) to the credit of the Operating Reserve Sub-Account, the amount, if any, as shall be specified by the Authority; *provided, however*, that any such amount specified by the Authority shall be reduced by the amount, if any, by which such deposit, if made, when added to the balance on deposit to the credit of the Operating Reserve Sub-Account as of the last day of the immediately preceding month, would exceed 30% of the amount budgeted for Operating Expenses in the Annual Budget for the then current Fiscal Year.

Second, to the credit of the Debt Service Account maintained by the Trustee, as follows:

(1) to the credit of the Interest Sub-Account, an amount equal to (a) any interest due and unpaid on Senior Bonds, plus (b) for each Series of Senior Bonds, one-sixth of the difference between the interest payable on Outstanding Senior Bonds of that Series on any interest payment date within the next six months, and the proceeds of Senior Bonds on deposit to the credit of the Interest Sub-Account for paying that interest (*provided, however*, that for interest payable on any Series of Senior Bonds other than semi-annually or at a variable rate, and for a first interest payment date or as otherwise provided in any Supplemental Indenture for any Series of Senior Bonds, the amount so deposited shall be as provided in the Supplemental Indenture authorizing the Senior Bonds providing for such deposits). For purposes of calculating the periodic transfers required to be made to the Interest Sub-Account with respect to the 2009A Bonds and the 2009B Bonds pursuant to said clause (b), the Treasurer may apply the Subsidy Payments on deposit with the Trustee as a credit against the interest due on the date of deposit of the Subsidy Payments or if none is then due or such interest payment has been fully provided for, against the next interest due on the 2009A Bonds and the 2009B Bonds. Interest payable shall take into account any Qualified Hedge Agreement as provided under the Indenture;

(2) to the credit of the Principal Sub-Account, an amount equal to (a) any principal due and unpaid on Outstanding Senior Bonds plus (b) for each Series of Senior Bonds, one-twelfth of any principal (including the maturity amount of Capital Appreciation Bonds) of such Outstanding Senior Bonds payable on the next principal payment date within the next twelve months (*provided, however*, that a Supplemental Indenture authorizing any Series of Senior Bonds which has Principal Installments payable other than annually shall provide for the amounts

to be so deposited, and any Supplemental Indenture authorizing any Series of Senior Bonds may provide for additional deposits in the Principal Sub-Account); and

(3) to the credit of the Redemption Sub-Account, an amount for each Series of Senior Bonds equal to one-twelfth of any Sinking Fund Installment of such Outstanding Senior Bonds of that Series payable within the next twelve months (*provided, however*, that a Supplemental Indenture authorizing Senior Bonds of a Series which has Sinking Fund Installments payable other than annually shall provide for the amounts to be so deposited, and any Supplemental Indenture authorizing Senior Bonds of a Series may provide for additional deposits in the Redemption Sub-Account).

Third, to the credit of the Provider Payment Sub-Account amounts as provided in any Supplemental Indenture for paying Costs of Credit Enhancement or Qualified Hedge Agreements for Senior Bonds or for making reimbursements to Providers of Credit Enhancement or Qualified Hedge Agreements for Senior Bonds; but no such deposit shall be made for making any termination payment for a Qualified Hedge Agreement when there is any deficiency in the Debt Reserve Account; *provided*, that, with respect to (a) any Credit Enhancements executed and delivered or becoming effective on or after the effective date of the amendment to the Indenture establishing the Termination Payment Account (June 22, 2005) all termination payments required to be made in connection with any such Credit Enhancements shall be paid from the Termination Payment Account and (b) any Qualified Hedge Agreements executed and delivered or becoming effective on or after the effective date of the amendment to the Indenture establishing the Termination Payment Account (June 22, 2005), all termination payments required to be made in connection with any such Qualified Hedge Agreements shall be paid from the Termination Payment Account.

Fourth, to the credit of the Debt Reserve Account, maintained by the Trustee, an amount sufficient to cause the balance in it to equal the Debt Reserve Requirement and to make any required reimbursement to Providers of Reserve Account Credit Facilities, which reimbursement is payable as provided by a Supplemental Indenture from the Debt Reserve Account.

Fifth, to the credit of any Junior Bond Debt Service Account or Junior Bond Debt Reserve Account, maintained by the Trustee, any amounts required by, and in the priority established by, any Supplemental Indentures authorizing Junior Bonds.

Sixth, to the credit of the Termination Payment Account, an amount sufficient to provide for the payment of termination payments then due and owing with respect to (i) Credit Enhancements and Qualified Hedge Agreements executed and delivered or becoming effective on or after the date of execution and delivery of the Seventh Supplemental Indenture and (ii) credit enhancement and similar agreements and hedge agreements executed and delivered pursuant to any Supplemental Indenture authorizing Junior Bonds.

Seventh, to the credit of the Renewal and Replacement Account, that portion of the Renewal and Replacement Deposit set forth in the Annual Budget for the then current Fiscal Year that would have accrued on a pro rata basis to the end of the current calendar month if deemed to accrue monthly on a pro rata basis from the first day of the then current Fiscal Year, less all other amounts previously transferred by the Treasurer for deposit to the credit of the Renewal and Replacement Account during that Fiscal Year.

Eighth, at the direction of the Authority, to the credit of the Improvement Account, for allocation to a project or projects as determined by the Authority in its sole discretion, until the balance in such

Account is equal to the Improvement Requirement or such lesser amount as the Authority may from time to time determine by resolution.

Ninth, at the direction of the Authority, the balance of such amounts in the Revenue Fund for deposit to the credit of the System Reserve Account.

Any deficiency in the credits required to the various Accounts and Sub-Accounts in any month shall be added to the required credit for the next month.

Funds, Accounts and Sub-Accounts. The Indenture establishes the following Funds and Accounts:

1. Revenue Fund, held by Depositaries
2. Maintenance and Operation Account held by the Authority
3. Debt Service Account held by the Trustee
4. Debt Reserve Account held by the Trustee
5. Any Junior Bond Debt Service Account held by the Trustee
6. Any Junior Bond Debt Reserve Account held by the Trustee
7. Termination Payment Account held by the Trustee
8. Renewal and Replacement Account held by the Authority
9. Improvement Account held by the Authority
10. System Reserve Account held by the Authority
11. Construction Fund held by the Treasurer (and by Supplemental Indenture, segregated accounts therein held by the Trustee).

All moneys deposited under the provisions of the Indenture are required to be deposited with one or more Depositaries, in trust and applied only in accordance with the Indenture.

Certain of the foregoing Accounts and Sub-Accounts are established under the Indenture for the following purposes:

Maintenance and Operation Account — Operating Sub-Account. The Authority is required to pay Operating Expenses from the Operating Sub-Account in accordance with the Authority's Annual Budget.

Maintenance and Operation Account — Operating Reserve Sub-Account. Subject to the requirements of the Authority's Annual Budget, moneys, if any, on deposit to the credit of the Operating Reserve Sub-Account shall be held as a reserve for the payment of Operating Expenses and shall be withdrawn from time to time by the Authority, to the extent that moneys are not available to the credit of the Operating Sub-Account, in order to pay Operating Expenses. As of the last day of each Fiscal Year, the Authority shall transfer from the Operating Reserve Sub-Account to the Operating Sub-Account the amount, if any, to the credit of the Operating Reserve Sub-Account in excess of thirty percent of the amount budgeted for Operating Expenses in the Annual Budget for the then current Fiscal Year.

Debt Service Account and Debt Reserve Account. The Indenture establishes the Debt Service Account and Debt Reserve Account for the benefit of the Outstanding Senior Bonds, and any Additional Senior Bonds. The Indenture authorizes the establishment of Junior Bond Debt Service Accounts and Junior Bond Debt Reserve Accounts.

Debt Service Account. The Trustee shall pay to the respective Paying Agents in Current Funds (i) out of the Interest Sub-Account on or before each interest payment date for any Senior Bonds, including

the 2016A Bonds, the amount required for the interest payable on such date; (ii) out of the Principal Sub-Account on or before each such interest payment date, an amount equal to the principal amount of the Outstanding Senior Bonds that mature on such date; and (iii) out of the Redemption Sub-Account on or before the day preceding any date fixed for redemption of Outstanding Senior Bonds from Sinking Fund Installments, the amount required for the payment of the Redemption Price of such Senior Bonds then to be redeemed. The Trustee shall also pay out of the Interest Sub-Account the accrued interest included in the purchase price of Senior Bonds purchased for retirement. The Trustee shall, at any time there is a deficiency in credits to the Interest Sub-Account, the Principal Sub-Account and the Redemption Sub-Account, apply amounts in the Provider Payment Sub-Account to remedy those deficiencies, in that order. The Trustee shall pay from the Provider Payment Sub-Account after any payment, as provided in the preceding sentence, has been made, to Providers amounts for paying Costs of Credit Enhancement or costs of Qualified Hedge Agreements for Senior Bonds, or making reimbursement to Providers of Credit Enhancement or Qualified Hedge Agreements, for Senior Bonds, as provided in Supplemental Indentures for Senior Bonds, but only if there is no deficiency in the Interest, Principal or Redemption Sub-Accounts.

Amounts to the credit of the Redemption Sub-Account with respect to Sinking Fund Installments are required to be applied to the purchase or redemption of Senior Bonds subject to redemption pursuant to Sinking Fund Installments as follows:

(i) Amounts deposited to the credit of the Redemption Sub-Account to be used in satisfaction of any Sinking Fund Installment may, and if so directed by the Authority shall, be applied by the Trustee, on or prior to the forty-fifth day preceding the next scheduled Sinking Fund Installment date, to the purchase of Senior Bonds for which such Sinking Fund Installment was established. That portion of the purchase price attributable to accrued interest shall be paid from the Interest Sub-Account. All such purchases of Senior Bonds shall be made at prices not exceeding the applicable Sinking Fund Redemption Price of such Senior Bonds plus accrued interest, and such purchases shall be made in such manner as the Authority shall determine. The principal amount of any Senior Bonds so purchased shall be deemed to be a part of the Redemption Sub-Account until such Sinking Fund Installment date, for the purpose of calculating the amount on deposit in such Sub-Account.

(ii) At any time up to the forty-fifth day preceding the next scheduled Sinking Fund Installment date, the Authority may purchase with any available funds, which may include amounts in the Improvement Account or the System Reserve Account, Senior Bonds for which such Sinking Fund Installment was established and surrender such Senior Bonds to the Trustee at any time up to such forty-fifth day.

(iii) To the extent that amounts are available to the credit of the Redemption Sub-Account and the Debt Reserve Account, and after giving effect to the Senior Bonds purchased by the Trustee and Senior Bonds surrendered by the Authority, which shall be credited against the Sinking Fund Installment for the Senior Bonds at their applicable sinking fund Redemption Price, and as soon as practicable after the forty-fifth day preceding the next scheduled Sinking Fund Installment date, the Trustee shall proceed to call for redemption on such scheduled Sinking Fund Installment date Senior Bonds of the Series and maturity for which such Sinking Fund Installment was established (except in the case of Senior Bonds maturing on a Sinking Fund Installment date which shall be retired from payments from the Principal Sub-Account) in such amount as shall be necessary to complete the retirement of the unsatisfied portion of such Sinking Fund Installment. The Trustee shall pay out of the Redemption Sub-Account (after transfers to it from the Debt Reserve Account, if required) to the appropriate Paying Agents, on or before the day preceding such redemption date, the Redemption Price required for the redemption of the Senior Bonds so

called for redemption, and such amount shall be applied by such Paying Agents to such redemption.

(iv) If the principal amount of Senior Bonds retired through application of amounts in satisfaction of any Sinking Fund Installment shall exceed such Sinking Fund Installment, or in the event of the purchase or redemption from moneys other than from the Redemption Sub-Account of Senior Bonds of any Series and maturity for which Sinking Fund Installments have been established, such excess or the principal amount of Senior Bonds so purchased or redeemed, as the case may be, shall be credited toward future scheduled Sinking Fund Installments either (i) in the order of their due dates or (ii) in such order as the Authority establishes in a certificate signed by an Authorized Officer and delivered to the Trustee on or prior to the date which is forty-five days after such redemption date.

(v) Failure to retire the entire scheduled amount of Senior Bonds through the application of any Sinking Fund Installment on or prior to the next scheduled Sinking Fund Installment date shall not be an Event of Default under the Indenture. Any amount of Senior Bonds not so retired shall be added to the amount to be retired on the next scheduled Sinking Fund Installment date for such Senior Bonds. See **APPENDIX D – “SUMMARY OF CERTAIN PROVISIONS OF THE INDENTURE – Events of Default.”**

Debt Reserve Account. If on the due date of any interest on any Senior Bonds, including the 2016A Bonds, or any Principal Installment thereof, the aggregate amount to the credit of the Debt Service Account shall be less than the amount required to pay such interest or Principal Installment (and any other net amounts payable by the Authority from the Interest Sub-Account for Qualified Hedge Agreements) of any Senior Bonds, the Trustee shall apply amounts from the Debt Reserve Account to the extent necessary to make good the deficiency, in the following order of priority: first, to the credit of the Interest Sub-Account, then to the credit of the Principal Sub-Account and then to the credit of the Redemption Sub-Account.

In lieu of any required deposits into the Debt Reserve Account, the Authority may cause to be deposited into the Debt Reserve Account one or more Reserve Account Credit Facilities in total amounts equal to the difference between the Debt Reserve Requirement and the sums then on deposit to the credit of the Debt Reserve Account, if any. The Provider of the Reserve Account Credit Facility which is a surety bond or insurance policy shall be an insurer whose municipal bond insurance policies insuring the payment, when due, of the principal of and interest on municipal bond issues results in such issues being rated in the highest rating category by S&P and Moody's, or their successors, or any insurer who holds the highest policyholder rating accorded insurers by A.M. Best & Co. or any comparable service; *provided* that the Authority shall give each rating agency which gives any Bonds a Rating at least 7 days prior written notice before acquiring such a Reserve Account Credit Facility which does not meet the rating requirement of this sentence from S&P and Moody's, or their successors. The Provider of the Reserve Fund Credit Facility which is a letter of credit shall be a bank or trust company or other legal entity which is rated not lower than the second highest rating category by S&P and Moody's, or their successors, and the letter of credit or other credit facility itself shall be rated in the highest category of both such rating agencies. If a disbursement is made pursuant to any Reserve Account Credit Facility, the Authority shall be obligated either (i) to reinstate the maximum limits of such Reserve Account Credit Facility or (ii) to deposit to the credit of the Debt Reserve Account, funds in the amount of the disbursement made under such Reserve Account Credit Facility, or a combination of such alternatives, as shall provide that the amount to the credit of the Debt Reserve Account equals the Debt Reserve Requirement within a time period not longer than would have been required to restore the Debt Reserve Account by operation of the monthly transfer of funds from the Revenue Fund, as applicable.

Whenever the amount to the credit of the Debt Reserve Account shall exceed the Debt Reserve Requirement, after making any required reimbursement to a Provider of a Reserve Account Credit Facility, the Trustee shall use such excess to remedy any deficiency in the Debt Service Account and at the written direction of the Authority promptly transfer such excess to the Authority to be applied as Revenues as further described in **APPENDIX D – “SUMMARY OF CERTAIN PROVISIONS OF THE INDENTURE – Flow of Funds”**; *provided, however*, that upon the written direction of the Authority, the Trustee shall promptly transfer all or any portion of the amount of such excess as specified in such direction (i) to a refunding or defeasance escrow established pursuant to the Indenture, or (ii) for any purpose for which Senior Bonds may be issued.

The Trustee shall pay to Providers of Reserve Account Credit Facilities any reimbursement which is payable from the Debt Reserve Account as provided by a Supplemental Indenture, and upon the written direction of an Authorized Officer shall use amounts in the Debt Reserve Account to acquire a Reserve Account Credit Facility, but only to the extent that after such payment the amount to the credit of the Debt Reserve Account, including the amount of any Reserve Account Credit Facilities, either is not less than the Debt Reserve Requirement or is not reduced by the payment or acquisition.

Junior Bond Accounts. The Trustee shall apply amounts in the Junior Bond Debt Service Accounts and the Junior Bond Debt Reserve Accounts as required by, and in the priority established by, any Supplemental Indenture authorizing Junior Bonds.

Termination Payment Account. Moneys to the credit of the Termination Payment Account are to be applied at the direction of the Authority to the payment of termination payments with respect to (i) Credit Enhancements and Qualified Swap Agreements and (ii) credit enhancement and similar agreements and hedge agreements executed and delivered pursuant to any Supplemental Indenture authorizing Junior Bonds.

If at any time the amounts to the credit of the Debt Service Account, the Debt Reserve Account, the Improvement Account and the System Reserve Account shall be insufficient to pay the interest and Principal Installments becoming due on the Senior Bonds, the Authority upon notice from the Trustee shall transfer from the Termination Payment Account for deposit to the credit of the Debt Service Account the amount necessary (or the entire available amount to the credit of the Termination Payment Account if less than the amount necessary) to make up such deficiency, in the following order of priority: first, to the credit of the Interest Sub-Account, then to the credit of the Principal Sub-Account, then to the credit of the Redemption Sub-Account and then to the credit of the Provider Payment Sub-Account.

If, at any time after the transfers referred to in the prior paragraph have been made or have been determined by the Trustee to be unnecessary, the amounts to the credit of any debt service account or debt service reserve account established pursuant to a Supplemental Indenture authorizing Junior Bonds, the Improvement Account and the System Reserve Account shall be insufficient to pay the interest and Principal Installments becoming due on any Junior Bonds or to make required payments from any such debt service account, the Authority upon notice from the Trustee shall transfer from the Termination Payment Account to the Trustee for deposit to the credit of such debt service account the amount necessary (or the entire available amount to the credit of the Termination Payment Account if less than the amount necessary) to make up such deficiency in the order or priority specified by the Supplemental Indenture authorizing the related Junior Bonds.

Renewal and Replacement Account. Moneys to the credit of the Renewal and Replacement Account are to be applied to Renewal and Replacement Expenses at the direction of the Authority.

If, at any time the amounts to the credit of the Debt Service Account, the Debt Reserve Account, the Improvement Account, and the System Reserve Account shall be insufficient to pay the interest and Principal Installments becoming due on Senior Bonds, the Authority upon notice from the Trustee shall transfer from the Renewal and Replacement Account and its revolving account to the Trustee for deposit to the credit of the Debt Service Account the amount necessary (or the entire available amount to the credit of the Renewal and Replacement Account and its revolving account if less than the amount necessary) to make up such deficiency, in the following order of priority: first, to the credit of the Interest Sub-Account, then to the credit of the Principal Sub-Account, then to the credit of the Redemption Sub-Account, and then to the credit of the Provider Payment Sub-Account.

Improvement Account. Moneys to the credit of the Improvement Account are to be applied to the payment of the costs of Improvements at the direction of the Authority.

If at any time the amounts to the credit of the Debt Service Account, the Debt Reserve Account and the System Reserve Account shall be insufficient to pay the interest and Principal Installments becoming due on the Senior Bonds and to make required payments from the Debt Service Account, the Authority upon notice from the Trustee shall transfer from the Improvement Account and its revolving account to the Trustee for deposit to the credit of the Debt Service Account the amount necessary (or the entire available amount to the credit of the Improvement Account and its revolving account if less than the amount necessary) to make up such deficiency, in the following order of priority: first, to the credit of the Interest Sub-Account, then to the credit of the Principal Sub-Account, then to the credit of the Redemption Sub-Account and then to the credit of the Provider Payment Sub-Account.

The Authority may, from time to time, cause the Consulting Engineers to prepare and file estimates of the cost of the proposed Improvements, and the Authority may adopt resolutions pursuant to such estimates to establish the Improvement Requirement. In the event the cost of any Improvement is increased in accordance with such procedures, the Improvement Requirement with respect to such Improvement shall be correspondingly increased. In the event the cost of any Improvement is decreased in accordance with such procedures, the Improvement Requirement with respect to such Improvement shall be correspondingly reduced and any resulting excess to the credit of the Improvement Account shall, at the discretion of the Authority, be promptly credited for the cost of any other Improvement or be promptly transferred to the credit of the System Reserve Account.

Nothing contained in the Indenture shall prohibit the Authority from withdrawing moneys deposited to the credit of the Improvement Account for any Improvement, and depositing such moneys to the credit of an account in the Construction Fund or to the credit of any other fund, account or sub-account maintained for the purposes of paying the cost of such Improvement.

System Reserve Account. The Authority shall transfer to the Trustee, upon requisition by the Trustee, from amounts on deposit to the credit of the System Reserve Account and its revolving account for credit (i) to the various Accounts and Sub-Accounts, and in the order of the priority specified in **APPENDIX D – “SUMMARY OF CERTAIN PROVISIONS OF THE INDENTURE – Flow of Funds,”** the amount necessary (or the entire amount to the credit of the System Reserve Account and its revolving account if less than the amount necessary) to make up any deficiencies in payments to said Accounts and Sub-Accounts required under the Indenture, and (ii) in the event of any transfer of moneys from the Debt Reserve Account, to the credit of the Accounts from which such transfers were made in the order of priority specified in **APPENDIX D – “SUMMARY OF CERTAIN PROVISIONS OF THE INDENTURE – Flow of Funds,”** the amount of any resulting deficiency in such Accounts.

Amounts on deposit to the credit of the System Reserve Account and its revolving account after all required transfers and payments may, in the sole discretion of the Authority, be applied to any one or more of the following purposes:

- (a) to make payments, when due, on Subordinated Indebtedness;
- (b) to provide for the purchase or redemption of any Bonds;
- (c) to make payments into any separate account or accounts established in the Construction Fund for any Project;
- (d) to provide improvements, extensions, betterments, renewals and replacements of the Tollway System, including studies, surveys, estimates and investigations relating thereto, or the provision of reserves for those purposes;
- (e) to apply as Revenues pursuant to the Indenture;
- (f) to be transferred to any Fund or Account established under the Indenture or any Supplemental Indenture; and
- (g) for any other lawful Authority purpose, including repayment of any other indebtedness incurred by the Authority.

Creation of Additional Accounts and Sub-Accounts. The Trustee or the Treasurer, as the case may be, shall, at the written request of the Authority, establish such additional Accounts within any of the Funds established under the Indenture, and Sub-Accounts within any of the Accounts established under the Indenture, as shall be specified in such written request, for the purpose of enabling the Authority to identify or account for more precisely the sources, timing and amounts of transfers or deposits into such Funds, Accounts and Sub-Accounts, the amounts on deposit in or credited to such Funds, Accounts or Sub-Accounts as of any date or dates of calculation, and the sources, timing and amounts of transfers, disbursements or withdrawals from such Funds, Accounts or Sub-Accounts; but the establishment of any such additional Accounts or Sub-Accounts shall not alter or modify in any manner or to any extent any of the requirements of the Indenture with respect to the deposit or use of moneys in any Fund, Account or Sub-Account established under the Indenture.

Investments of Certain Moneys. All moneys held in any separate, segregated accounts of the Construction Fund held by the Trustee, Debt Service Account and its Sub-Accounts, or the Debt Reserve Account, shall be invested and reinvested at the direction of the Authority to the fullest extent practicable in Investment Securities that mature no later than necessary to provide moneys when needed for payments to be made from such Funds, Accounts or Sub-Accounts, but no moneys in the Debt Reserve Account shall be invested in any Investment Security maturing more than ten (10) years from the date of such investment. Amounts in the Revenue Fund may be invested by the Treasurer, at the direction of the Authority, in Investment Securities maturing not later than necessary to provide moneys when needed for payments from such portion of the Revenue Fund so held by the Authority pursuant to the Indenture. Moneys held in any Junior Bond Debt Service Account or Junior Bond Debt Reserve Account shall be invested and reinvested by the Trustee as provided in the applicable Supplemental Indentures.

Valuation of Investments. Valuation of Investment Securities held in the Funds, Accounts and Sub-Accounts established under the Indenture will be made as often as may be necessary to determine the amounts held under the Indenture, except the valuation of Investment Securities held in the Debt Service Account and its Sub-Accounts, the Debt Reserve Account, any Junior Bond Debt Service Account and its

Sub-Accounts and any Junior Bond Debt Reserve Account shall also be made on December 20 of each year.

Deposits. All moneys on deposit to the credit of the Construction Fund, the Debt Service Account, the Debt Reserve Account, any Junior Bond Debt Service Account and any Junior Bond Debt Reserve Account shall be continuously and fully secured for the benefit of the Authority and the Holders of the Bonds, by lodging with the Trustee as collateral security, direct obligations of or obligations unconditionally guaranteed by the United States of America having a market value (exclusive of accrued interest) not less than the amount of such moneys. All other moneys held for the Authority under the Indenture shall be continuously and fully secured for the benefit of the Authority and the Holders of the Bonds as provided by applicable state law with respect to the investment of public funds.

Application of Subsidy Payments

The Authority covenants in the Twelfth Supplemental Indenture and the Thirteenth Supplemental Indenture to deposit or cause to be deposited with the Trustee promptly upon receipt all collections of Subsidy Payments for application to the payment of the next interest due on the 2009A Bonds and the 2009B Bonds. The Authority further covenants that subject to its right to elect to apply collections of the Subsidy Payments to purposes other than the payment of interest, as described below, the Authority will take all actions required by law or applicable regulations as necessary to provide for the collection to the fullest extent possible of the Subsidy Payments and will take no action or fail to take any action which in any way would materially adversely affect the ability of the Authority to collect the Subsidy Payments to the fullest extent possible.

Notwithstanding the covenant described in the preceding paragraph, the Authority may elect to apply collections of the Subsidy Payments to purposes other than the payment of interest with respect to the 2009A Bonds and the 2009B Bonds. If the Authority so elects, the Authority will provide written notice to the Trustee (i) that it will no longer deposit or cause to be deposited with the Trustee some or all of the collections of the Subsidy Payments and (ii) of the first interest payment date with respect to which the Subsidy Payments will not be deposited (the “**Payment Termination Date**”), which written notice shall be accompanied by the following:

(i) A certificate of an Authorized Officer demonstrating that the Net Revenues as reflected in the books of the Authority for a period of 12 consecutive calendar months out of the 18 calendar months next preceding the Payment Termination Date exceeded the Net Revenue Requirement for that 12-month period; *provided* that if any adjustment of toll rates shall have been placed in effect during that 12-month period, Net Revenues shall reflect the Revenues which the Traffic Engineers estimate in their certificate described in paragraph (iii) below would have resulted had such toll rate adjustment been in effect for the entire 12-month period;

(ii) A certificate of the Traffic Engineers stating whether, to the best of their knowledge, any Federal, State or other agency has begun, or is then projecting or planning, the construction, improvement or acquisition of any highway or other facility which, in the opinion of the Traffic Engineers, may be materially competitive with any part of the Tollway System, and the estimated date of completion of such construction, improvement or acquisition;

(iii) A certificate of the Traffic Engineers setting forth estimates of toll receipts for the then current and each future Fiscal Year to and including the fifth full Fiscal Year after the Payment Termination Date. The estimates will give effect to (A) the completion as estimated of any Project not yet completed, (B) the assumption that any competitive highway or other facility referred to in their certificate described in subparagraph (ii) above will be completed on the date

so estimated as provided in said subparagraph (ii) and will subsequently be in operation during the period covered by such estimates, (C) any adjustment of toll rates which will have been placed in effect subsequent to the beginning of the 12-month period referred to in the certificate of an Authorized Officer described in paragraph (i), above, as if such toll rate adjustment had been in effect from the beginning of the period covered by such estimate until the effective date of any subsequent adjustment presumed necessary and (D) any adjustment of toll rates which, in the opinion of the Traffic Engineers, would be necessary to comply with the provisions of the toll covenant described under “**SECURITY AND SOURCES OF PAYMENT FOR THE 2016A BONDS – Toll Covenant**,” as if such adjustment were to be in effect from its effective date to the effective date of any other such adjustment;

(iv) A certificate of the Consulting Engineers setting forth for the years and on the assumptions specified in the certificate of the Traffic Engineers described in paragraph (iii) above, estimates of the Operating Expenses and Renewal and Replacement Deposits; and

(v) A certificate of an Authorized Officer setting forth the estimated Net Revenues (based on the certificates described in paragraphs (iii) and (iv) above) for the current and each future Fiscal Year through the fifth full Fiscal Year after the Payment Termination Date, and stating that such estimated Net Revenues for each such Fiscal Year equal or exceed the estimated Net Revenue Requirement for such Fiscal Year.

Additional Indebtedness

The Indenture permits the issuance of additional indebtedness, including (a) Senior Bonds on a parity with the Outstanding Senior Bonds, including the 2016A Bonds, (b) Junior Bonds, and (c) Subordinated Indebtedness.

Senior Bonds. Additional Senior Bonds may be incurred for the purposes of (a) paying the Costs of Construction of any Project, (b) refunding or prepaying, including at or prior to maturity any (i) Senior Bonds or (ii) any other obligation of the Authority issued or entered into for purposes for which Senior Bonds may be issued, including paying related costs of issuance, costs of redemption of refunded bonds, capitalized interest, Costs of Credit Enhancement or Costs of Hedge Agreements or termination payments with respect to Credit Enhancements or Hedge Agreements becoming effective on or after the execution and delivery of the Seventh Supplemental Indenture, (c) making deposits to the Debt Reserve Account or acquiring a Reserve Account Credit Facility, (d) paying interest on any Bond, (e) paying any costs of issuing Senior Bonds or (f) paying Costs of Credit Enhancement or Costs of Qualified Hedge Agreements for the Additional Senior Bonds. A description of the requirements relating to the incurrence of additional indebtedness follows:

Senior Bonds may be issued on a parity with the Outstanding Senior Bonds, for a Project, *provided*, among other things that the Authority certifies that (1) Net Revenues as reflected in the books of the Authority for a period of 12 consecutive calendar months out of the 18 calendar months next preceding such issuance (as adjusted to reflect any adjustments of toll rates made during such 12-month period as if such toll rates had been in effect for the entire 12-month period) exceeded the Net Revenue Requirement for such 12-month period; (2) estimated Net Revenues (based on certificates of the Traffic Engineers and Consulting Engineers) for the current and each future Fiscal Year through the fifth full Fiscal Year after the estimated date when each Project for which Additional Senior Bonds are being issued will be placed in service, and in any case, to and including the fifth full Fiscal Year after the date of issuance of such Additional Senior Bonds, shall be at least equal to the estimated Net Revenue Requirement for such Fiscal Year; and (3) if such Additional Senior Bonds are being issued to pay Costs of Construction of a Project, the amount of the proceeds of the proposed Bonds, which may be issued in

one or more Series, together with other funds then available or expected to be available, will be sufficient to pay the remainder of the Cost of Construction of such Project as scheduled. For purposes of estimating Net Revenues and determining the Net Revenue Requirement, the Authority shall rely on estimates of the Traffic Engineers with respect to toll receipts (as further described below) and on estimates of the Consulting Engineers with respect to Operating Expenses, budgeted or projected Renewal and Replacement Deposits and the costs and completion dates of Projects. In addition, the Traffic Engineers are required to certify whether, to the best of their knowledge, any Federal, state or other agency has begun or is then projecting or planning, the construction, improvement or acquisition of any highway or other facility that, in the opinion of the Traffic Engineers, may be materially competitive with any part of the Tollway System and the estimated date of completion of such construction, improvement or acquisition. The estimates of the Traffic Engineer shall give effect to (i) the completion as estimated of any Project not yet completed, (ii) the assumption that any competitive highway or other facility referred to in the certificate described in the preceding sentence will be completed on the date so estimated and subsequently be in operation during the period covered by such estimates, (iii) any adjustment of the toll rates that became effective subsequent to the beginning of the 12-month period described in clause (1) of the first sentence of this paragraph, as if such toll rate adjustment had been in effect from the beginning of the period covered by such estimate until the effective date of any subsequent adjustment presumed necessary and (iv) any adjustment of toll rates which, in the opinion of the Traffic Engineers, would be necessary to comply with the toll covenant described under **“SECURITY AND SOURCES OF PAYMENT FOR THE 2016A BONDS – Toll Covenant”** as if such adjustment was to be in effect from its effective date to the effective date of any other adjustment.

One or more series of Senior Bonds may be issued on a parity with the Outstanding Senior Bonds for the purpose of completing a Project for which Senior Bonds were previously issued without meeting the test described above, *provided* that the Trustee receives a certificate of the Consulting Engineers stating (i) the purpose for which the Additional Bonds are to be issued, which shall be to complete a Project for which Senior Bonds have been issued, without material change in scope, (ii) that the amount of available proceeds of the Additional Senior Bonds issued for the purposes of completing the Project, together with other funds of the Authority then available or expected to be available for completing the Project, including proceeds of one or more other Series of Additional Bonds to be issued for such purpose, will be sufficient, in their opinion, to pay the cost of completion of the Project; and (iii) that the amount of proceeds of such Additional Senior Bonds available for completing the Project will not exceed 10% of the total estimated Costs of Construction as provided in the Certificate of the Consulting Engineer provided for the Additional Senior Bonds previously issued for that Project.

Senior Bonds may be issued on a parity with the Outstanding Senior Bonds for the purpose of refunding Outstanding Senior Bonds (including paying related Costs of Issuance, deposits to the Debt Reserve Account, capitalized interest or Costs of Credit Enhancement or Costs of Qualified Hedge Agreements for the Additional Senior Bonds) without meeting the test described in the second paragraph under the subheading “Senior Bonds” if there is received by the Trustee (i) a Counsel’s Opinion that upon issuance of the Additional Senior Bonds and application of their proceeds as provided in the authorizing Supplemental Indenture, provision for payment of the refunded Senior Bonds will have been made in accordance with the defeasance provisions of the Indenture; and (ii) the certificate of an Authorized Officer demonstrating (A) for each Fiscal Year in which any Senior Bonds (other than Additional Senior Bonds to be issued) will be Outstanding after the refunding that the Debt Service for the Additional Senior Bonds to be issued will not be greater than 105% of the Debt Service for the Senior Bonds to be refunded and (B) that the aggregate Principal Installments and interest payable in all those Fiscal Years on the Additional Senior Bonds to be issued is less than the aggregate Principal Installments and interest that would have been payable on the Senior Bonds to be refunded, assuming all Sinking Fund Installments are made as provided in the Supplemental Indentures for Senior Bonds.

Junior Bonds. One or more Series of Junior Bonds may be issued as authorized by the Authority by a Supplemental Indenture for any purpose for which Senior Bonds may be issued. Any such Supplemental Indenture shall make provision for the establishment of any Junior Bond Debt Service Account or Accounts and any Junior Bond Debt Reserve Account with respect to any or all Series of Junior Bonds and for the amounts of Net Revenues to be deposited in such Accounts. Any such Supplemental Indenture may grant a lien on and pledge for the payment of principal of and interest on Junior Bonds or reimbursing Providers of Credit Enhancement or Hedge Agreements for Junior Bonds for amounts applied by such Provider to pay such principal or interest, of the (i) Net Revenues to be deposited in any Junior Bond Debt Service Account or Junior Bond Debt Reserve Account, (ii) amounts on deposit from time to time in Junior Bond Debt Service Accounts and Junior Bond Debt Reserve Accounts, (iii) amounts on deposit from time to time in the Renewal and Replacement Account, the Improvement Account and the System Reserve Account and (iv) any other funds, accounts, property or receipts other than Revenues or Funds or Accounts established by the Indenture or a Supplemental Indenture solely for the benefit of Senior Bonds. Any such pledge or lien on Net Revenues and the amounts on deposit from time to time in the Renewal and Replacement Account, the Improvement Account and the System Reserve Account shall be subordinate to the pledge and lien made and granted by the Indenture for Senior Bonds. A Supplemental Indenture providing for the issuance of any Series of Junior Bonds may provide for “events of default” with respect to such Junior Bonds and remedies arising from such “events of default.” Such a remedy may include acceleration of the maturity of any Junior Bonds, but only upon not less than sixty days’ written notice to the Trustee. No remedy shall be contrary to the rights or remedies provided to Holders of Senior Bonds under the Indenture.

Subordinated Indebtedness. Subordinated Indebtedness may be issued for any purpose for which Bonds may be issued under the Indenture, which Subordinated Indebtedness may be payable, pursuant to the authorizing instrument, from amounts on deposit in, and secured by a pledge of and lien on amounts payable from, the System Reserve Account.

Other Indebtedness. Other indebtedness issued for any lawful Authority purpose may be payable, pursuant to the authorizing instrument, from amounts on deposit in the System Reserve Account. The Authority may also issue evidences of indebtedness payable from moneys in the Construction Fund as part of the Cost of Construction for any Project, or payable from, or secured by the pledge of, Revenues to be derived on and after such date as the pledge of Net Revenues provided in the Indenture shall be discharged and satisfied. The Authority reserves the right to issue bonds or other evidences of indebtedness for any purpose payable from or secured by funds or sources other than Revenues or moneys on deposit with the Trustee or the Authority under the Indenture.

Hedging Transactions

If the Authority shall enter into any Qualified Hedge Agreement with respect to any Senior Bonds and the Authority has made a determination that the Qualified Hedge Agreement was entered into to provide substitute amounts or limits of the interest due with respect to those Senior Bonds, then during the term of the Qualified Hedge Agreement and so long as the Provider of the Qualified Hedge Agreement is not in default:

- (a) for purposes of any calculation of Debt Service, the interest rate on the Senior Bonds with respect to which the Qualified Hedge Agreement applies shall be determined as if such Senior Bonds had interest payments equal to the interest payable on those Senior Bonds less any payments to the Authority from the Provider and plus any payments by the Authority to the Provider as provided by the Qualified Hedge Agreement (other than fees or termination payments of such Provider for providing the Qualified Hedge Agreement);

(b) any such payments (other than fees and termination payments) required to be made by the Authority to the Provider pursuant to such Qualified Hedge Agreement may be made from amounts on deposit to the credit of the Interest Sub-Account; and

(c) any such payments received by the Authority from the Provider pursuant to such Qualified Hedge Agreement shall be deposited to the credit of the Interest Sub-Account.

If the Authority shall enter into a Hedge Agreement that is not a Qualified Hedge Agreement, then:

(a) the interest rate adjustments or assumptions referred to above shall not be made;

(b) any payments required to be made by the Authority to the Provider pursuant to such Hedge Agreement shall be made only from amounts on deposit to the credit of the System Reserve Account; and

(c) any payments received by the Authority from the Provider pursuant to such Hedge Agreement shall be treated as Revenues and shall be deposited to the credit of the Revenue Fund.

Removal or Merger or Consolidation of Trustee

The Trustee may be removed at any time by an instrument in writing delivered to the Trustee and signed by the Authority and the Treasurer; *provided, however*, that if an Event of Default shall have occurred and be continuing, the Trustee may be so removed by the Authority and the Treasurer only with the written concurrence of the Holders of a majority in principal amount of Senior Bonds and the Holders of a majority in principal amount of Junior Bonds then Outstanding.

Any company into which the Trustee may be merged or converted or with which it may be consolidated or any company resulting from any merger, conversion or consolidation to which it shall be a party or any company to which all or substantially all of the corporate trust business of the Trustee may be sold or transferred shall be the successor to the Trustee without the execution or filing of any paper or the performance of any further act, unless such successor delivers written notice of resignation pursuant to the terms of the Indenture.

Covenants

Sale, Lease or Encumbrance of Property. The Authority will not sell, lease or otherwise dispose of or encumber the Tollway System or any part thereof and will not create or permit to be created any charge or lien on the Revenues, except as permitted under the Indenture including certain instances generally relating to utilities and concessions if the Authority determines that such sale, lease, contract, license, easement or right does not impede or restrict the operation by the Authority of the Tollway System. The Authority may from time to time sell, exchange or otherwise dispose of any real or personal property or release, relinquish or extinguish any interest therein as the Authority shall determine is not needed in connection with the maintenance and operation of the Tollway System and, in the case of real property or any interest therein, will not in the future be needed for any foreseeable improvement to the Tollway System.

Notwithstanding the provisions of the preceding paragraph, upon receipt of consent of the Holders of Bonds and Providers as described under “Supplemental Indentures” in this **APPENDIX D** and under “**SECURITY AND SOURCES OF PAYMENT FOR THE 2016A BONDS – Certain Amendments to the**

Indenture – Amendment Requiring Bondholder Consent,” to the extent permitted by law, the Authority may sell, lease, convey, mortgage, encumber or otherwise dispose, directly or indirectly, all or a portion of the Tollway System or transfer, directly or indirectly, control, management or oversight, or any material aspect of control, management or oversight of the Tollway System, whether of its properties, interests, operations, expenditures, revenues or otherwise (any of the foregoing being referred to as a “**Transfer**”). Any Transfer may be part of a transaction in which the Authority enters into a leaseback or other agreement that directly or indirectly gives the Authority a right to control, manage, use and possess the Tollway System.

In connection with any Transfer, the Authority must provide to the Trustee the following:

(i) a certified copy of a resolution of the Authority authorizing and approving the Transfer;

(ii) evidence that the Transfer will not adversely affect the rating on any Bonds Outstanding immediately prior to the Transfer issued by a rating agency then maintaining a rating on such Bonds;

(iii) an opinion of nationally recognized bond counsel selected by the Authority to the effect that the Transfer (i) complies with the provisions of the Act and the Indenture and (ii) will not cause interest on any Senior Bonds or Junior Bonds Outstanding immediately prior to the Transfer or on any Subordinated Indebtedness to become subject to Federal income taxation;

(iv) a Certificate of the Traffic Engineers (A) stating whether, to the best of their knowledge, any Federal, State or other agency is then projecting or planning the construction, improvement, or acquisition of any highway or other facility which, in the opinion of the Traffic Engineers, may be materially competitive with the Tollway System as constituted following the Transfer (the Tollway System as constituted following the Transfer being referred to as the “Remaining Tollway System”) and the estimated date of completion of such highway or other facility, and (B) setting forth estimates of toll receipts derived from the Remaining Tollway System for the then current and each of the next ten (10) Fiscal Years or to and including the latest maturity of the Bonds, whichever is first to occur, giving effect, with respect to the Remaining Tollway System, to the factors considered by the Traffic Engineers in delivering their certificates described above under “**Additional Indebtedness – Senior Bonds**”;

(v) a Certificate of the Consulting Engineers setting forth, for the years and on the assumptions specified in the Certificate of the Traffic Engineers delivered pursuant to clause (iv) above, estimates of Operating Expenses and the Renewal and Replacement Deposits for the Remaining Tollway System, giving effect, with respect to the Remaining Tollway System, to the factors considered by the Consulting Engineers in delivering their certificate described above under “**Additional Indebtedness – Senior Bonds**”; and

(vi) a Certificate of any Authorized Officer setting forth (i) the Aggregate Debt Service and the Junior Bond Revenue Requirement (excluding, in each case, bond interest, the payment of which shall have been provided by payments or deposits from Bond proceeds) allocable to the Remaining Tollway System (determined as described below, the Aggregate Debt Service and the Junior Bond Revenue Requirement for each Fiscal Year so allocated being referred to as the “Remaining Tollway System Debt Service”) for the next preceding eighteen months, (ii) the Remaining Tollway System Debt Service for the then current and each of the next ten Fiscal Years or to and including the latest maturity of the Bonds, whichever is first to occur and (iii) the Net Revenues allocable to the Remaining Tollway System (determined as described

below, the Net Revenues so allocated being referred to as the “Remaining Tollway System Net Revenues”) for the next preceding eighteen months; and stating (a) that Remaining Tollway System Net Revenues have equaled at least one and one-half (1.5) times the Remaining Tollway System Debt Service for any twelve (12) consecutive months of the preceding eighteen (18) months, (b) that the Remaining Tollway System Net Revenues (based on the certificates filed pursuant to clauses (iv) and (v) above) for the then current and each of the next ten Fiscal Years or to and including the latest maturity of the Bonds, whichever is first to occur, will be not less than the greater of (I) one and one-half (1.5) times the Remaining Tollway System Debt Service for each such Fiscal Year and (II) the sum of the Remaining Tollway System Debt Service and the Renewal and Replacement Deposit for each such Fiscal Year, (c) that the Authority is not in default in the performance of any of the covenants, conditions, agreements or provisions contained in the Bonds or the Indenture and (d) that the amount in the Debt Reserve Account is at least equal to the Debt Reserve Requirement and the amount in any Junior Bond Debt Reserve Account established pursuant to a Supplemental Indenture authorizing Junior Bonds is at least equal to any requirement for such Account established by the related Supplemental Indenture.

The determination of the Remaining Tollway System Debt Service and the Remaining Tollway System Net Revenues shall be made (i) to the extent determinable, by reference to the actual financial records of the Authority showing (A) Net Revenues generated by the Remaining Tollway System and (B) the Remaining Tollway Debt Service allocable to the Remaining Tollway System, or (ii) if not so determinable, by any reasonable methodology generally incorporating the assumptions of the Traffic Engineers and Consulting Engineers described above. Such determinations may be based, without limitation, by a pro rata method based on such financial results.

All proceeds received by the Authority in connection with a Transfer may be applied by the Authority to any lawful purpose designated by resolution of the Authority.

Annual Budget. The Authority is required to prepare and adopt on or before January 31 of each Fiscal Year the Annual Budget for such Fiscal Year. The Authority may at any time adopt an amended Annual Budget for the remainder of the then current Fiscal Year. Copies of the Annual Budget and of any amended Annual Budget shall be promptly filed with the Trustee, for inspection by Bondholders.

Operation and Maintenance of the Tollway System. The Authority covenants at all times to operate or cause to be operated the Tollway System properly and in a sound and economical manner and to maintain, preserve, reconstruct and keep the Tollway System or cause the Tollway System to be so maintained, preserved, reconstructed and kept so that at all times the operation of the Tollway System may be properly and advantageously conducted.

Maintenance of Insurance. The Authority is required to maintain, to the extent reasonably obtainable, the following kinds of insurance in amounts recommended by the Consulting Engineers or determined by the Authority: multi-risk insurance on the facilities of the Tollway System; use and occupancy insurance covering loss of Revenues by reason of necessary interruption, total or partial, in the use of facilities of the Tollway System; public liability insurance covering injuries to persons or property; during the construction or reconstruction of any portion of the facilities of the Tollway System, such insurance as is customarily carried by others with respect to similar structures used for similar purposes, *provided* that the Authority shall not be required to maintain any such insurance to the extent that such insurance is carried for the benefit of the Authority by contractors.

The Authority, with the approval of the Consulting Engineers, may adopt self insurance programs in lieu of maintaining any of the foregoing types of insurance. Each self insurance program shall include an actuarially sound reserve fund, if any, as recommended by the Consulting Engineers, out of which

claims are to be paid. The adequacy of such fund shall be evaluated not later than ninety (90) days after the end of each insurance year. Deficiencies in any such reserve fund shall be made up in accordance with the recommendations of the Consulting Engineers. In the event a self insurance program is discontinued, the actuarial soundness of any related reserve fund, as recommended by the Consulting Engineers, shall be maintained. With respect to any workers' compensation self insurance program, any such reserve fund shall be held as required by law.

Events of Default

Each of the following events constitutes an "Event of Default" with respect to Senior Bonds under the Indenture:

- (1) default in the due and punctual payment of the principal or Redemption Price of any Senior Bond, when and as the same shall become due and payable, whether at maturity or by call for redemption, or otherwise; *provided, however*, that the failure to retire the entire scheduled amount of Bonds through the application of any Sinking Fund Installment shall not constitute an Event of Default;
- (2) default in the due and punctual payment of interest on any Senior Bond, when and as such interest shall become due and payable;
- (3) default in the performance or observance by the Authority of the toll covenant (see "**SECURITY AND SOURCES OF PAYMENT FOR THE 2016A BONDS – Toll Covenant**");
- (4) receipt of a written declaration of an Event of Default by Holders of not less than 10% of the principal amount of the Senior Bonds (or at least 50% of the principal amount of any Series of Senior Bonds) upon receipt of the Trustee of a notice of the acceleration of the maturity of any Junior Bonds as provided in the Indenture;
- (5) default in the performance or observance by the Authority of any other of the covenants, agreements or conditions in the Indenture or in any Bonds, and such default shall continue for a period of sixty (60) days after written notice thereof to the Authority by the Trustee or to the Authority and to the Trustee by the Holders of not less than 20% in principal amount of the Senior Bonds Outstanding;
- (6) if the Authority shall file a petition seeking a composition of indebtedness under the Federal bankruptcy laws, or under any other applicable law or statute of the United States of America or of the State of Illinois;
- (7) if any part of the Tollway System shall be damaged or destroyed to the extent of impairing its efficient operation and materially and adversely affecting the Revenues, and the Authority shall not have taken reasonable steps to promptly repair, replace, reconstruct or provide a reasonable substitute for the damaged or destroyed part of the Tollway System; or
- (8) if an order or decree shall be entered, with the consent or acquiescence of the Authority, appointing a receiver or receivers of the Tollway System, or any part thereof, or of the tolls or other revenues therefrom; or if such order or decree entered without the consent or acquiescence of the Authority shall not be vacated or stayed within ninety (90) days after the entry thereof.

If an Event of Default occurs and is not remedied, unless the principal of all Senior Bonds shall have already become due and payable, either the Trustee (by notice in writing to the Authority) or the Holders of not less than a majority in aggregate principal amount of the Senior Bonds Outstanding (by notice in writing to the Authority and the Trustee), may declare the principal of all the Senior Bonds then Outstanding, and the interest accrued on them, to be due and payable immediately.

Application of Revenues and Other Moneys after Default. If an Event of Default shall happen and shall not have been remedied, the Authority, upon demand of the Trustee, shall pay over or cause to be paid over to the Trustee (i) forthwith, all moneys, securities and funds then held by the Authority in any Fund, Account, Sub-Account or revolving fund pursuant to the terms of the Indenture, and (ii) all Revenues as promptly as practicable after receipt thereof.

During the continuance of an Event of Default, the Trustee shall apply such moneys, securities, funds and Revenues and the income therefrom as follows and in the following order: (1) to the payment of the reasonable and proper charges and expenses of the Trustee; (2) to the payment of the amounts required for reasonable and necessary Operating Expenses and for the reasonable renewals, repairs and replacements of the Tollway System necessary to prevent loss of Revenues; (3) to the payment of the principal of, Redemption Price and interest on the Bonds then due in the priority set forth in the Indenture. If the principal of all the Senior Bonds shall have been declared due and payable, the Trustee shall apply available sources of payment first to the ratable payment of the principal and interest then due and unpaid upon the Senior Bonds, and second to the ratable payment of the principal and interest then due and unpaid upon the Junior Bonds.

Proceedings Brought by Trustee. If an Event of Default shall happen and shall not have been remedied, then the Trustee may proceed, and upon written request of the Holders of not less than 20% in principal amount of Senior Bonds Outstanding, shall proceed to protect and enforce its rights and the rights of the Holders of the Bonds under the Indenture as the Trustee shall deem most effectual to enforce any of its rights or to perform any of its duties under the Indenture.

The Holders of not less than a majority in principal amount of Senior Bonds at the time Outstanding may direct the time, method and place of conducting any proceedings to be taken in connection with the enforcement of the terms and conditions of the Indenture or for the enforcement of any remedy available to the Trustee, or exercising any trust or power conferred upon the Trustee, *provided* that the Trustee shall have the right to decline to follow any such direction if the Trustee shall be advised by counsel that the action or proceeding so directed may not lawfully be taken, or if the Trustee in good faith shall determine that the action or proceeding so directed would involve the Trustee in personal liability or be unjustly prejudicial to the Bondholders not parties to such direction.

Regardless of the happening of an Event of Default, the Trustee shall have the power, but unless requested in writing by the Holders of a majority in principal amount of the Senior Bonds then Outstanding, and furnished with reasonable security and indemnity, shall be under no obligation, to institute and maintain such suits and proceedings as may be necessary or expedient to prevent any impairment of the security under the Indenture and to preserve or protect its interests and the interests of the Bondholders.

Notwithstanding any provision of the Indenture, the Act provides that owners of any bonds issued by the Authority may bring civil actions to compel the observance by the Authority or by any of its officers, agents, or employees of any contract or covenant made by the Authority with the owner of such bonds. Further, the Act permits, notwithstanding any provision of the Indenture, owners of any bonds to bring civil actions to compel the Authority and any of its officers, agents or employees, to perform any duties required to be performed for the benefit of the owners of such bonds by the provisions of the

resolution authorizing their issuance, or by the Act or to enjoin the Authority and any of its officers, agents or employees from taking any action in conflict with such contract or covenant.

Supplemental Indentures

The Authority and the Trustee may without the consent of, or notice to, any of the Bondholders, enter into Supplemental Indentures not inconsistent with the terms and provisions of the Indenture for any one or more of the following purposes: (1) to authorize Senior Bonds or Junior Bonds; (2) to close the Indenture against, or impose additional limitations or restrictions on the issuance of Bonds or other notes, bonds, obligations or other evidences of indebtedness; (3) to impose additional covenants or agreements to be observed by, or to impose other limitations or restrictions on, the Authority; (4) to surrender any right, power or privilege reserved to or conferred upon the Authority by the Indenture; (5) to confirm, as further assurance, any pledge of or lien upon the Revenues or any other moneys, securities or funds; (6) to cure any ambiguity, omission or defect in the Indenture; (7) to provide for the appointment of a successor Fiduciary; and (8) to make any other change that, in the judgment of the Trustee, is not to the prejudice of the Trustee or the Bondholders.

Except for Supplemental Indentures described in the preceding paragraph, any modification or amendment of the Indenture and of the rights and obligations of the Authority and of the Holders of the Bonds thereunder may be made with the written consent of the Holders of at least a majority in principal amount of Senior Bonds of all Outstanding Series which are affected and of the Holders of at least a majority in principal amount of the Junior Bonds of all Outstanding Series which are affected at the time such consent is given. No such modification or amendment shall permit a change in the terms of redemption or maturity of the principal of any Outstanding Bonds, or of any installment of interest thereon or a reduction in the principal amount or the Redemption Price thereof or in the rate of interest thereon without the consent of the Holder of each such Bond, or shall reduce the percentages or otherwise affect the classes of Bonds the consent of the Holders of which is required to effect any such modification or amendment, or shall change or modify any of the rights or obligations of any Fiduciary without its written assent thereto.

Notwithstanding any other provision of the Indenture, in issuing any Bonds the Authority may consent to any modification or amendment to the Indenture that may be adopted by consent of the required percentage of Holders of Bonds. That consent shall, upon the issuance of those Bonds, constitute the irrevocable consent of the Holders of those Bonds.

Defeasance

If the Authority shall pay or cause to be paid or there shall otherwise be paid, to the Holders of all Bonds the principal or Redemption Price, if applicable, and interest due or to become due thereon, at the times and in the manner stipulated therein and in the Indenture, then the Indenture and all covenants, agreements and other obligations of the Authority to the Bondholders, shall thereupon be discharged and satisfied.

Bonds or interest installments for the payment or redemption of which moneys shall have been set aside and held in trust by the escrow agent at or prior to their maturity or redemption date shall be deemed to have been paid if the Authority shall have delivered to or deposited with the escrow agent (a) irrevocable instructions to pay or redeem all of said Bonds, (b) irrevocable instructions to publish or mail the required notice of redemption of any Bonds so to be redeemed, (c) either moneys in an amount that shall be sufficient or direct obligations of or obligations unconditionally guaranteed by the United States of America the principal of and the interest on which when due will provide moneys that, together with the moneys, if any, deposited with the Trustee at the same time, shall be sufficient, to pay when due the

principal or Redemption Price, if applicable, and interest due and to become due on said Bonds on and prior to each specified redemption date or maturity date thereof, as the case may be, and (d) if any of said Bonds are not to be redeemed within the next succeeding sixty (60) days, irrevocable instructions to give notice, as provided in the Indenture, that such deposit has been made with the Trustee and such Bonds are deemed to have been paid under the Indenture.

Twenty-Third Supplemental Indenture

The 2016A Bonds are authorized and issued pursuant to the Twenty-Third Supplemental Indenture and the Indenture. The terms of the 2016A Bonds are generally described in this Official Statement under the caption “**DESCRIPTION OF THE 2016A BONDS.**” The proceeds of the 2016A Bonds are required by the Twenty-Third Supplemental Indenture to be used for the purposes described in this Official Statement under the captions “**PLAN OF FINANCE – Refunding of Refunded Bonds**” and “**ESTIMATED SOURCES AND APPLICATIONS OF FUNDS.**”

[REMAINDER OF PAGE INTENTIONALLY LEFT BLANK]

[THIS PAGE INTENTIONALLY LEFT BLANK]

APPENDIX E

BOOK-ENTRY SYSTEM

The Depository Trust Company (“**DTC**”), New York, New York, will act as securities depository for the 2016A Bonds. The 2016A Bonds will be issued as fully-registered securities registered in the name of Cede & Co. (DTC’s partnership nominee) or such other name as may be requested by an authorized representative of DTC. One fully-registered Bond certificate will be issued for each maturity of the 2016A Bonds, each in the aggregate principal amount of each such maturity, and will be deposited with DTC.

DTC, the world’s largest depository, is a limited-purpose trust company organized under the New York Banking Law, a “banking organization” within the meaning of the New York Banking Law, a member of the Federal Reserve System, a “clearing corporation” within the meaning of the New York Uniform Commercial Code, and a “clearing agency” registered pursuant to the provisions of Section 17A of the Securities Exchange Act of 1934. DTC holds and provides asset servicing for over 3.5 million issues of U.S. and non-U.S. equity issues, corporate and municipal debt issues, and money market instruments from over 100 countries that DTC’s participants (“**Direct Participants**”) deposit with DTC. DTC also facilitates the post-trade settlement among Direct Participants of sales and other securities transactions in deposited securities, through electronic computerized book-entry transfers and pledges between Direct Participants’ accounts, thereby eliminating the need for physical movement of securities certificates. Direct Participants include both U.S. and non-U.S. securities brokers and dealers, banks, trust companies, clearing corporations, and certain other organizations. DTC is a wholly-owned subsidiary of The Depository Trust & Clearing Corporation (“**DTCC**”). DTCC is the holding company for DTC, National Securities Clearing Corporation and Fixed Income Clearing Corporation, all of which are registered clearing agencies. DTCC is owned by the users of its regulated subsidiaries. Access to the DTC system is also available to others such as both U.S. and non-U.S. securities brokers and dealers, banks, trust companies and clearing corporations that clear through or maintain a custodial relationship with a Direct Participant, either directly or indirectly (“**Indirect Participants**”). DTC has a Standard & Poor’s rating of AA+. The DTC Rules applicable to its Participants are on file with the Securities and Exchange Commission. More information about DTC can be found at www.dtcc.com.

Purchases of Bonds under the DTC system must be made by or through Direct Participants, which will receive a credit for the 2016A Bonds on DTC’s records. The ownership interest of each actual purchaser of each 2016A Bond (“**Beneficial Owner**”) is in turn to be recorded on the Direct and Indirect Participants’ records. Beneficial Owners will not receive written confirmation from DTC of their purchase. Beneficial Owners are, however, expected to receive written confirmations providing details of the transaction, as well as periodic statements of their holdings, from the Direct or Indirect Participant through which the Beneficial Owner entered into the transaction. Transfers of ownership interests in the 2016A Bonds are to be accomplished by entries made on the books of Direct and Indirect Participants acting on behalf of Beneficial Owners. Beneficial Owners will not receive certificates representing their ownership interests in Bonds, except in the event that use of the book-entry system for the 2016A Bonds is discontinued.

To facilitate subsequent transfers, all Bonds deposited by Direct Participants with DTC are registered in the name of DTC’s partnership nominee, Cede & Co., or such other name as may be requested by an authorized representative of DTC. The deposit of Bonds with DTC and their registration in the name of Cede & Co. or such other DTC nominee do not affect any change in beneficial ownership. DTC has no knowledge of the actual Beneficial Owners of the 2016A Bonds; DTC’s records reflect only the identity of the Direct Participants to whose accounts such Bonds are credited, which may or may not

be the Beneficial Owners. The Direct and Indirect Participants will remain responsible for keeping account of their holdings on behalf of their customers.

Conveyance of notices and other communications by DTC to Direct Participants, by Direct Participants to Indirect Participants, and by Direct Participants and Indirect Participants to Beneficial Owners will be governed by arrangements among them, subject to any statutory or regulatory requirements as may be in effect from time to time. Beneficial Owners of the 2016A Bonds may wish to take certain steps to augment the transmission to them of notices of significant events with respect to the 2016A Bonds, such as tenders, defaults, and proposed amendments to the security documents. For example, Beneficial Owners may wish to ascertain that the nominee holding the 2016A Bonds for their benefit has agreed to obtain and transmit notices to Beneficial Owners. In the alternative, Beneficial Owners may wish to provide their names and addresses to the registrar and request that copies of notices be provided directly to them.

Neither DTC nor Cede & Co. (nor any other DTC nominee) will consent or vote with respect to the 2016A Bonds unless authorized by a Direct Participant in accordance with DTC's procedures. Under its usual procedures, DTC mails an Omnibus Proxy to the Authority as soon as possible after the record date. The Omnibus Proxy assigns Cede & Co.'s consenting or voting rights to those Direct Participants to whose accounts the 2016A Bonds are credited on the record date (identified in a listing attached to the Omnibus Proxy).

Principal and interest payments on the 2016A Bonds will be made to Cede & Co. or such other nominee as may be requested by an authorized representative of DTC. DTC's practice is to credit Direct Participants' accounts upon DTC's receipt of funds and corresponding detail information from Authority or the Trustee, on payable date in accordance with their respective holdings shown on DTC's records. Payments by Participants to Beneficial Owners will be governed by standing instructions and customary practices, as is the case with securities held for the accounts of customers in bearer form or registered in "street name," and will be the responsibility of such Participant and not of DTC, the Trustee or the Authority, subject to any statutory or regulatory requirements as may be in effect from time to time. Payment of principal and interest to Cede & Co. (or such other nominee as may be requested by an authorized representative of DTC) is the responsibility of the Authority or the Trustee, disbursement of such payments to Direct Participants shall be the responsibility of DTC, and disbursement of such payments to the Beneficial Owners shall be the responsibility of Direct and Indirect Participants.

DTC may discontinue providing its services as depository with respect to the 2016A Bonds at any time by giving reasonable notice to the Authority or the Trustee. Under such circumstances, in the event a successor depository is not obtained, Bond certificates are required to be printed and delivered.

The foregoing information in this section concerning DTC and DTC's book-entry system has been obtained from DTC and neither the Authority nor the Underwriters take any responsibility for the accuracy of such information.

Neither the Authority nor any Fiduciary will have any responsibility or obligation to DTC, any Participants in the Book-Entry System or the Beneficial Owners with respect to (i) the accuracy of any records maintained by DTC or any Participant; (ii) the payment by DTC or by any Participant of any amount due to any Beneficial Owner in respect of the principal amount or redemption or purchase price of, or interest on, any Bonds; (iii) the delivery of any notice by DTC or any Participant; (iv) the selection of the Beneficial Owners to receive payment in the event of any partial redemption of the 2016A Bonds; or (v) any other action taken by DTC or any Participant.

In reading this Official Statement it should be understood that while the 2016A Bonds are in the Book-Entry System, references in this Official Statement to registered owners should be read to include the Beneficial Owner, but (a) all rights of ownership must be exercised through DTC and the Book-Entry System and (b) notices that are to be given to registered owners by the Authority or the Trustee will be given only to DTC.

[THIS PAGE INTENTIONALLY LEFT BLANK]

APPENDIX F

FORM OF OPINION OF BOND COUNSEL

Mayer Brown LLP
71 South Wacker Drive
Chicago, Illinois 60606-4637

Main Tel +1 312 782 0600
Main Fax +1 312 701 7711
www.mayerbrown.com

January 14, 2016

The Illinois State Toll Highway Authority
Downers Grove, Illinois

The Bank of New York Mellon Trust Company, N.A.
Chicago, Illinois

Re: \$333,060,000 Toll Highway Senior Revenue Bonds,
2016 Series A (Refunding)

Ladies and Gentlemen:

We have acted as bond counsel in connection with the issuance by the Illinois State Toll Highway Authority (the “Authority”) of its \$333,060,000 Toll Highway Senior Revenue Bonds, 2016 Series A (Refunding) (the “Bonds”). The Bonds are being issued as Senior Bonds pursuant to the Toll Highway Act, 605 ILCS 10/1 *et seq.*, as amended (the “Act”), creating the Authority, Resolution No. 20587 adopted by the Board of Directors of the Authority (the “Board”) on February 26, 2015 (the “Bond Resolution”), and an Amended and Restated Trust Indenture effective as of March 31, 1999 amending and restating a Trust Indenture dated as of December 1, 1985, as previously supplemented and amended (the “Trust Indenture”), from the Authority to The Bank of New York Mellon Trust Company, N.A. as successor to J.P. Morgan Trust Company, N.A. and its predecessors, as trustee (the “Trustee”), and the Twenty-Third Supplemental Indenture dated as of January 1, 2016 (the “Twenty-Third Supplemental Indenture”) providing for issuance of the Bonds. The Trust Indenture, as supplemented by the Twenty-Third Supplemental Indenture, is referred to herein as the “Indenture.” Capitalized terms not otherwise defined herein have the same meanings ascribed to them in the Indenture.

The Bonds are dated the date hereof and mature on December 1 of the years, in the amounts and bear interest at the rates per annum as follows:

<u>Maturity</u> <u>(December 1)</u>	<u>Principal</u> <u>Amount (\$)</u>	<u>Interest</u> <u>Rate (%)</u>
2031	\$52,125,000	4.000%
2031	110,595,000	5.000
2032	170,340,000	5.000

The Bonds are subject to optional redemption as set forth in the final Official Statement dated December 8, 2015.

The Bonds are issued for the purpose of (i) refunding in advance of maturity the entire outstanding amount of the Series 2008B Bonds and (ii) paying costs related to the issuance of the Bonds.

In our capacity as bond counsel, we have examined, among other things, the following:

- (a) a certified copy of the proceedings of the Board adopting the Bond Resolution and authorizing the execution and delivery of the Twenty-Third Supplemental Indenture and the issuance of the Bonds;
- (b) a certified copy of the Bond Resolution;
- (c) an executed counterpart of the Indenture; and
- (d) such other certifications, documents, showings and related matters of law as we have deemed necessary in order to render this opinion.

Based upon the foregoing, we are of the opinion that, under existing law:

- 1. The Authority had and has the right and power under the Constitution and the laws of the State of Illinois (the “State”) to authorize the Bonds, to enter into the Indenture and to perform its obligations under the Indenture.
- 2. The Indenture is presently in full force and effect and is binding upon the Authority in accordance with its terms and is part of the contract of the Authority with the several owners of the Bonds.
- 3. The Bonds have been duly authorized and issued, are entitled to the benefits of the Indenture and are valid and legally binding direct and limited obligations of the Authority, enforceable in accordance with their terms and payable ratably and equally together with all Senior Bonds, from the Net Revenues, Funds, Accounts, and other moneys, securities and property pledged under the Indenture. The Bonds are not debt of the Authority or the State within the meaning of any constitutional or statutory limitation and are not secured by a pledge of the full faith and credit of the Authority or the State. The owners of the Bonds may not require the levy or imposition of any taxes or the appropriation of funds by the Authority or the General Assembly of the State for the payment of the Bonds.
- 4. The Indenture creates the valid pledge and lien which it purports to create on and in the Net Revenues, Funds, Accounts, and other moneys, securities and property held or set aside under the Indenture for the benefit and security of the Bonds on the terms, conditions, priorities and order set forth in or provided under the Indenture.

5. Interest on the Bonds is excludable from the gross income of the owners thereof for federal income tax purposes assuming the continued compliance by the Authority with certain covenants and the requirements of the Internal Revenue Code of 1986, as amended. Failure to comply with such covenants and requirements could cause interest on the Bonds to be includable in gross income retroactively to the date of issuance of the Bonds.
6. Interest on the Bonds is not a preference item for purposes of either individual or corporate federal alternative minimum tax; however, interest on the Bonds is included in the “adjusted current earnings” for purposes of calculating the federal alternative minimum tax liability of certain corporations.
7. Interest on the Bonds is not exempt from State of Illinois income taxes.
8. Other than the opinions set forth in paragraphs 5, 6 and 7 above, we express no opinion regarding any other federal or state tax consequences relating to acquisition, ownership or disposition of, or the accrual or receipt of interest on the Bonds.

In rendering the foregoing opinion, we advise you that the enforceability (but not the validity or binding effect) of the Bonds and the Indenture (i) may be limited by any applicable bankruptcy, insolvency or other laws affecting the rights or remedies of creditors generally now or hereafter in effect and (ii) is subject to principles of equity in the event that equitable remedies are sought, either in an action at law or in equity.

In rendering this opinion, we have relied upon the accuracy of the representations and certifications of the Authority and certain other parties with respect to certain material facts solely within their knowledge relating to the property financed with the proceeds of the Bonds and the application of the proceeds of the Bonds and certain other matters pertinent to the tax exempt status of the Bonds.

This opinion is based upon laws, regulations, rulings and decisions in effect on the date hereof. We assume no responsibility for updating this opinion to take into account any event, action, interpretation or change of law occurring subsequent to the date hereof that may affect the validity of any of the opinions expressed herein.

Very truly yours,

[THIS PAGE INTENTIONALLY LEFT BLANK]

APPENDIX G

SCHEDULE OF REFUNDED BONDS

**THE ILLINOIS STATE TOLL HIGHWAY AUTHORITY
Toll Highway Senior Priority Revenue Bonds, 2008 Series B**

<u>Maturity (January 1)</u>	<u>Principal Amount Outstanding</u>	<u>Redemption Date</u>	<u>Redemption Price</u>	<u>CUSIP (Base 452252)</u>
2033	\$ 350,000,000	01/01/2018	100%	FC8

[THIS PAGE INTENTIONALLY LEFT BLANK]



Mixed Sources
Product group from well managed
forests, controlled sources and
recycled wood or fibres.

Printed by: ImageMaster, LLC
www.imagemaster.com