


ILLINOIS TOLLWAY JANUARY 2022 REPORTING

MONTHLY ENGINEERING RESOURCES

- *Move Illinois* Capital Program
- Central Tri-State Tollway (I-294) Project
- I-490 Tollway Project
- Systemwide Improvements



Detailed information provided for Central Tri-State Tollway (I-294) Project,
I-490 Tollway Project and M&O-funded contracts only.





Move Illinois Budget Summary

Preliminary as of December 31, 2021

Program Element	Current Budget (millions)	Total Obligations (millions)	Budget Remaining (millions)
Tri-State Tollway (I-94/I-294/I-80)	\$4,380.2	\$2,893.2	\$1,487.0
Reagan Memorial Tollway (I-88)	\$360.3	\$306.9	\$53.4
Jane Addams Memorial Tollway (I-90)	\$2,359.4	\$2,319.6	\$39.8
Veterans Memorial Tollway (I-355)	\$265.7	\$165.9	\$99.8
Systemwide Improvements (SW)	\$3,188.3	\$1,772.2	\$1,416.1
Tri-State (I-294)/I-57 Interchange	\$331.7	\$305.1	\$26.5
Elgin O'Hare Western Access (EOWA)	\$3,266.4	\$2,921.9	\$344.5
Other Emerging Projects	\$121.1	\$26.7	\$94.4
Move Illinois Total	\$14,273.0	\$10,711.5	\$3,561.5

January Board Engineering Agenda Items

Project	Project Description	Firm Name	Service Type	Current Budget (millions)	Total Obligations (millions)	Budget Remaining (millions)	Board Item #
Tri-State Tollway (I-94/I-294/I-80)				\$4,380,212,389	\$2,893,186,631	\$1,487,025,758	
4597	I-294, Water Main Construction (MLB)	Enlight Contracting	Construction		\$2,208,210		1
4821	S/W, Pavement Repairs	K-Five	Construction		\$5,506,756		2
4518	I-294, Rdwy Recon/Wid - Plaza 39 to 75th St	Walsh Construction Co.	Construction		\$524,327		3
Projected Balance After Board Awards					\$2,895,394,842	\$1,484,817,547	

MOVE ILLINOIS CAPITAL PROGRAM

DATA THROUGH DECEMBER 2021

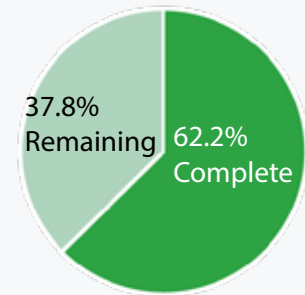
In 2012, the Illinois Tollway launched the 15-year, \$12 billion capital program, *Move Illinois: The Illinois Tollway Driving the Future*. In 2017, the Board of Directors expanded the program to \$14 billion.

MOVE ILLINOIS PROGRAM BUDGET OVERVIEW (2012-2021)

\$10.7 billion or 75.1% of the program budget committed

- **\$6.3 billion**, or approximately 44.5%, in construction work
- **\$2.8 billion**, or approximately 20.0%, in consultant services
- **\$1.6 billion**, or approximately 11.6%, in other costs (utilities, ROW, misc.)
- **\$193.8 million** in reimbursement agreements has been approved; reducing overall program costs by 1.4%

62.2% of the *Move Illinois* Program is complete (work in place)



PROGRAM EXPENDITURES (2012-2021)



PROGRAM BUDGET BY CORRIDOR (2012-2021)

Program Element	Current Budget (millions)	Original Awards to Date (millions)	Contract Changes (CO/EWO/Supp.) (millions)	Total Obligations* (millions)	Budget Remaining (millions)
I-94/I-294/I-80	\$4,380.2	\$2,745.1	\$148.1	\$2,893.2	\$1,487.0
I-88	\$360.3	\$304.0	\$2.9	\$306.9	\$53.4
I-90	\$2,359.4	\$2,237.6	\$82.0	\$2,319.6	\$39.8
I-355	\$265.7	\$150.7	\$15.2	\$165.9	\$99.8
SW	\$3,188.3	\$1,554.4	\$217.7	\$1,772.2	\$1,416.1
I-294/I-57	\$331.7	\$295.5	\$9.6	\$305.1	\$26.5
EOWA	\$3,266.4	\$2,773.2	\$148.6	\$2,921.9	\$344.5
Other emerging projects	\$121.1	\$40.2	(\$13.5)	\$26.7	\$94.4
Totals	\$14,273.0	\$10,100.7	\$610.7	\$10,711.5	\$3,561.5

*Total Obligations = Original Awards to Date + Contract Changes (CO/EWO/Supplements)

NOTE: \$572.2 million of additional Right of Way and Utility Authorizations reclassified from Contract Changes to Original Awards to Date

PROGRAM METRICS (2012-2021)

Created or sustained up to **105,240** jobs

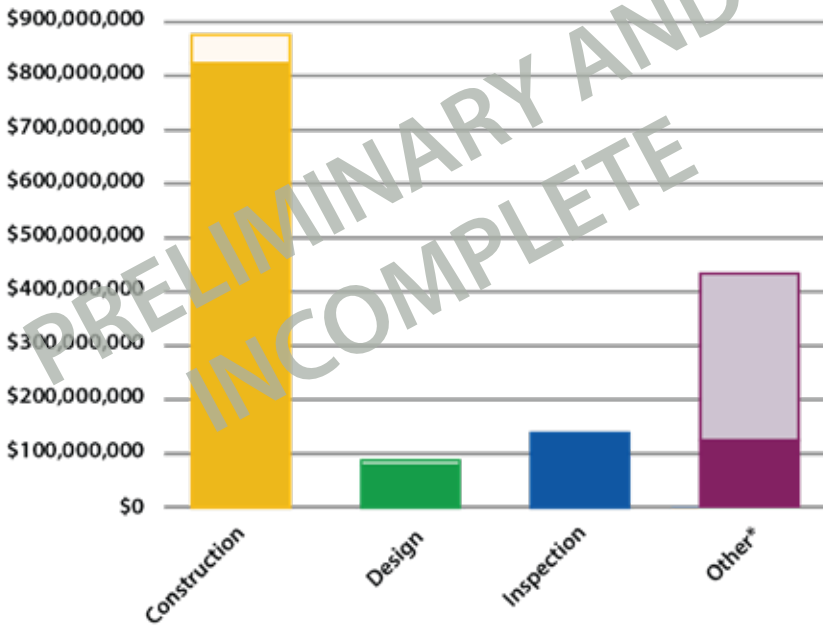
Awarded **707** construction and professional services contracts

Closed out **438** construction and professional services contracts

MOVE ILLINOIS CAPITAL PROGRAM

DATA THROUGH DECEMBER 2021

2021 PROGRAM PROGRESS (THROUGH DECEMBER 2021)



2021 PROGRAM METRICS (THROUGH DECEMBER 2021)

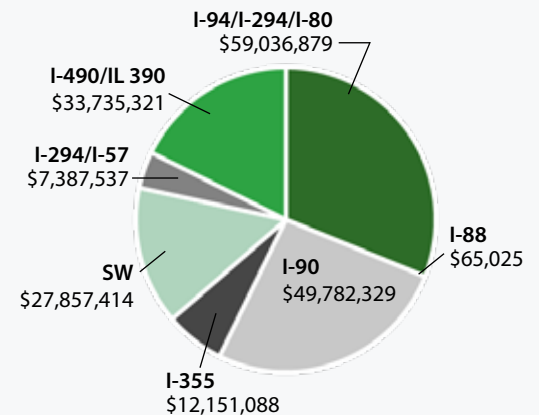
Awarded **62** construction and professional services contracts

Awarded **38** construction contracts less than \$10 million

Closed out **76** construction and professional services contracts

CHANGE ORDERS AND EXTRA WORK ORDERS (2012-DECEMBER 2021)

\$190,015,593 executed
3.15% of program award



2021 YTD	2021 Estimated Expenditures	Progress Through December 2021**	Percent Complete
Construction	\$875,274,678	\$823,070,166	94%
Design	\$86,967,410	\$77,927,656	90%
Inspection	\$138,102,465	\$161,517,765	100%
Other*	\$433,731,030	\$124,269,950	29%
Total	\$1,534,075,583	\$1,186,785,537	77%

*Other includes non-roadway, right-of-way, utilities and third-party payments.

**Financial data presented is preliminary, unaudited and subject to change.

Preliminary financials are provided, as end-of-year data will be confirmed with the closing of the general ledger.

MOVE ILLINOIS PROGRAM PROGRESS MAP



COMPLETED

- Jane Addams Memorial Tollway (I-90) Rebuilding and Widening
- Illinois Route 390 Tollway Construction
- Existing System Needs – Reagan Memorial Tollway (I-88), Veterans Memorial Tollway (I-355), Edens Spur Tollway (I-94)
- Tri-State Tollway (I-294)/I-57 Interchange – Phase 1

CONSTRUCTION UNDERWAY

- I-490 Tollway Construction
- Central Tri-State Tollway (I-294) Reconstruction
- Tri-State Tollway (I-294)/I-57 Interchange – Phase 2
- Existing System Needs – Reagan Memorial Tollway (I-88)

CENTRAL TRI-STATE TOLLWAY (I-294) PROJECT



DATA THROUGH DECEMBER 2021

- Reconstructing and widening 22 miles of I-294 from Balmoral Avenue to 95th Street
- Project scheduled from 2018-2026

TOTAL PROJECT SPEND

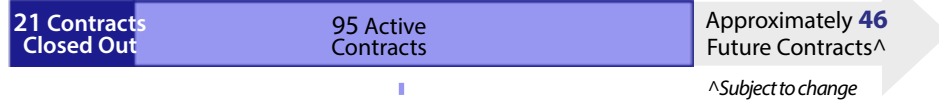
\$3,910,552,110 project budget

- \$1,752,788,649 spent
- \$2,157,763,461 remaining



CONTRACT STATUS

116 contracts awarded

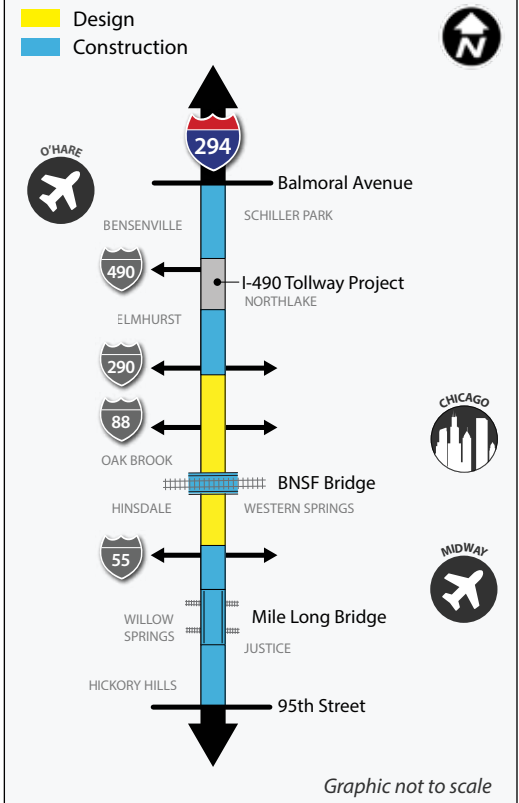


95 active contracts



**Includes non-roadway, right-of-way, utilities and third-party work

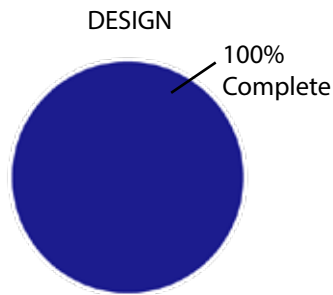
CORRIDOR STATUS DIAGRAM



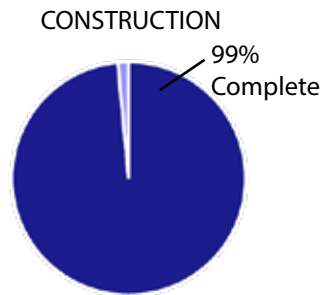
CHANGE ORDERS AND EXTRA WORK ORDERS

- **\$48,951,626** executed
- **3.0%** of award

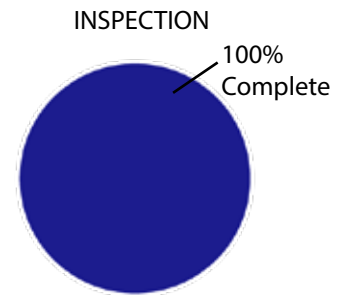
2021 PROJECT PROGRESS BY PHASE



2021 Budget: \$24,774,134
Spent: \$26,717,952

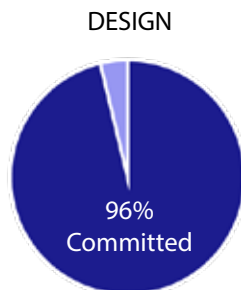


2021 Budget: \$547,256,289
Spent: \$539,094,191

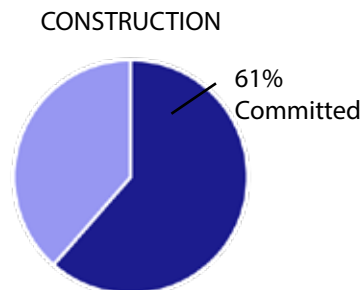


2021 Budget: \$68,527,554
Spent: \$70,666,128

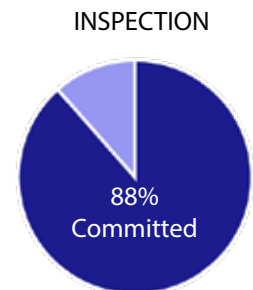
CENTRAL TRI-STATE BUDGET COMMITTED BY PHASE



Anticipated Total Cost: \$396,766,976
Committed: \$381,766,976



Anticipated Total Cost: \$2,716,917,425
Committed: \$1,670,414,242



Anticipated Total Cost: \$405,813,642
Committed: \$359,121,642

ELGIN O'HARE WESTERN ACCESS (EOWA) PROJECT

I-490 AND ILLINOIS ROUTE 390 TOLLWAYS – DATA THROUGH DECEMBER 2021



The I-490 Tollway, coupled with the new Illinois Route 390 Tollway, will provide 17 miles of new toll roads and direct access to O'Hare International Airport.

TOTAL PROJECT SPEND

\$3,541,563,304 project budget

- \$2,115,989,762 spent
- \$1,425,573,541 remaining



CONTRACT STATUS

147 contracts awarded*



*One contract pending NTP or inactive

[^]Subject to change

70 active contracts

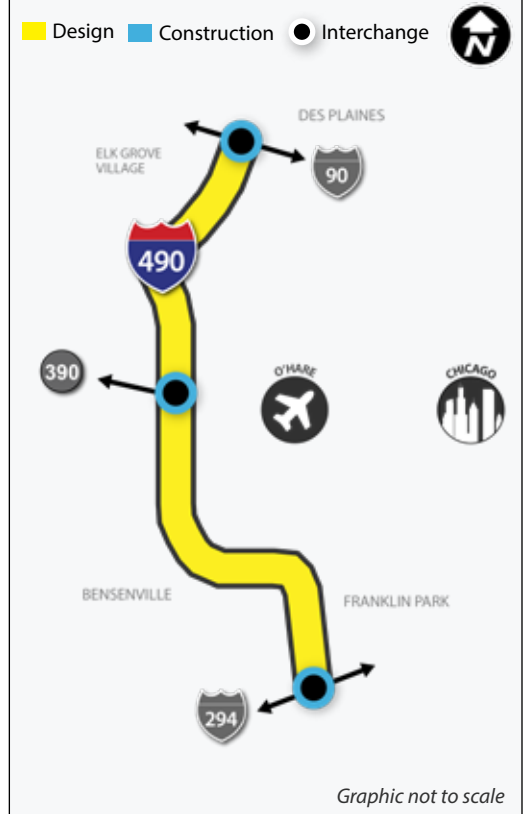


**Includes non-roadway, right-of-way, utilities and third-party work

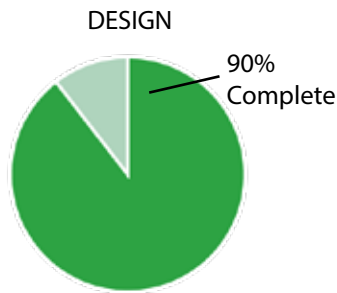
CHANGE ORDERS AND EXTRA WORK ORDERS

- **\$33,735,321** executed
- **2.7%** of award

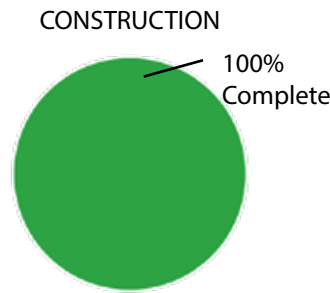
I-490 CORRIDOR STATUS DIAGRAM



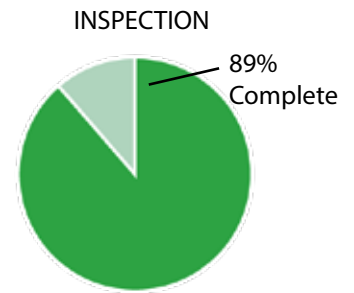
2021 PROJECT PROGRESS BY PHASE



2021 Budget: \$38,528,009
Spent: \$34,484,897

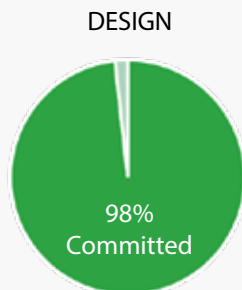


2021 Budget: \$64,448,603
Spent: \$79,074,268

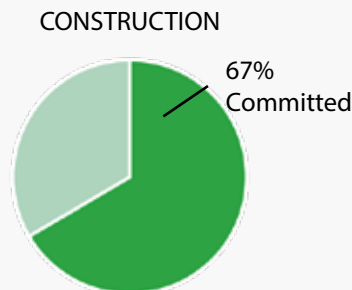


2021 Budget: \$19,663,355
Spent: \$17,426,686

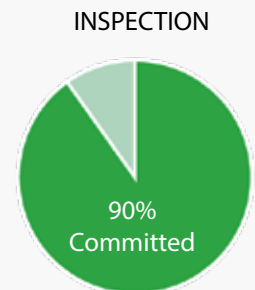
ILLINOIS ROUTE 390 AND I-490 BUDGET COMMITTED BY PHASE



Anticipated Total Cost: \$412,574,458
Committed: \$405,386,883



Anticipated Total Cost: \$1,964,004,163
Committed: \$1,306,649,388



Anticipated Total Cost: \$284,148,320
Committed: \$256,103,782

SYSTEMWIDE CONTRACT STATUS

DATA THROUGH DECEMBER 2021



2022 Project Highlights

- M-5 Maintenance Facility construction
- Traffic Operations Center and Dispatch Center Renovation
- I-94 Pavement and Structural Preservation and Rehabilitation

Systemwide

TOTAL PROJECT SPEND

\$1,658,776,546 project budget

- \$648,239,926 spent
- \$1,010,536,621 remaining

61%
Remaining

39%
Complete

2022 CONSTRUCTION CONTRACT STATUS

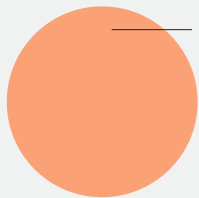
0 contracts awarded

1
current
Board
contract

20
anticipated future
2022 contracts

2021 SYSTEMWIDE BUDGET

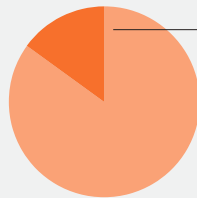
CONSTRUCTION



100%
Complete

2021 Budget: \$92,692,451
Spent: \$93,052,220

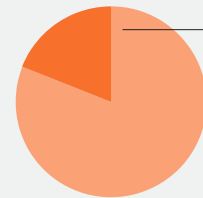
DESIGN



85%
Complete

2021 Budget: \$11,515,968
Spent: \$9,828,917

INSPECTION

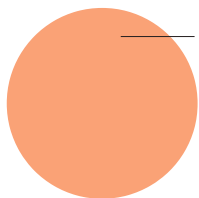


81%
Complete

2021 Budget: \$8,867,163
Spent: \$7,218,227

2021 MAINTENANCE FACILITY BUDGET

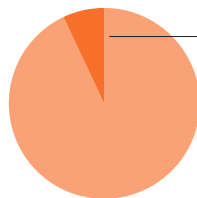
CONSTRUCTION



100%
Complete

2021 Budget: \$30,040,490
Spent: \$32,620,869

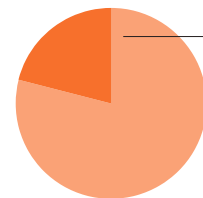
DESIGN



93%
Complete

2021 Budget: \$2,347,445
Spent: \$2,183,079

INSPECTION

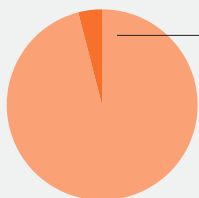


79%
Complete

2021 Budget: \$3,251,685
Spent: \$2,552,770

2021 INFRASTRUCTURE RENEWAL BUDGET

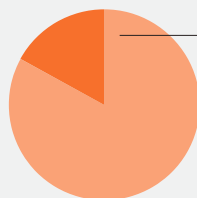
CONSTRUCTION



96%
Complete

2021 Budget: \$62,651,961
Spent: \$60,431,350

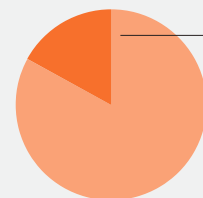
DESIGN



83%
Complete

2021 Budget: \$9,168,523
Spent: \$7,645,838

INSPECTION



83%
Complete

2021 Budget: \$5,615,478
Spent: \$4,665,457