


# ILLINOIS TOLLWAY MARCH 2022 REPORTING

## MONTHLY ENGINEERING RESOURCES

---

- *Move Illinois* Capital Program
- Central Tri-State Tollway (I-294) Project
- I-490 Tollway Project
- Systemwide Improvements



Detailed information provided for Central Tri-State Tollway (I-294) Project, I-490 Tollway Project and M&O-funded contracts only.



**ILLINOIS TOLLWAY MARCH 2022 BOARD MEETING**



**Move Illinois Budget Summary**

Preliminary as of February 28, 2022

Program Element	Current Budget (millions)	Total Obligations (millions)	Budget Remaining (millions)
Tri-State Tollway (I-94/I-294/I-80)	\$4,380.2	\$2,958.6	\$1,421.6
Reagan Memorial Tollway (I-88)	\$360.3	\$305.8	\$54.5
Jane Addams Memorial Tollway (I-90)	\$2,359.4	\$2,319.4	\$40.0
Veterans Memorial Tollway (I-355)	\$265.7	\$164.7	\$100.9
Systemwide Improvements (SW)	\$3,188.3	\$1,791.8	\$1,396.5
Tri-State (I-294)/I-57 Interchange	\$331.7	\$305.8	\$25.8
Elgin O'Hare Western Access (EOWA)	\$3,266.4	\$2,924.3	\$342.0
Other Emerging Projects	\$121.1	\$26.7	\$94.4
<b>Move Illinois Total</b>	<b>\$14,273.0</b>	<b>\$10,797.2</b>	<b>\$3,475.8</b>

**March Board Engineering Agenda Items**

Project	Project Description	Firm Name	Service Type	Current Budget (millions)	Total Obligations (millions)	Budget Remaining (millions)	Board Item #
<b>Elgin O'Hare Western Access (EOWA)</b>				<b>\$3,266,366,598</b>	<b>\$2,924,335,738</b>	<b>\$342,030,860</b>	
4714	I-490/IL 390, Roadway and Bridge Construction	Dunnet Bay Construction	Construction		\$23,241,093		1
<b>Projected Balance After Board Awards</b>					<b>\$2,947,576,831</b>	<b>\$318,789,766</b>	
<b>Systemwide Improvements (SW)</b>				<b>\$3,188,300,000</b>	<b>\$1,791,767,862</b>	<b>\$1,396,532,138</b>	
4824R	S/W, Roadway Appurtenance Repairs	Fence Masters	Construction		\$3,839,207		2
9247	I-355, General/Coord. Traffic Operations Center and Dispatch Center Reno (CA)	Drive Construction	Construction		\$4,189,000		3
4583R	I-355, Weigh-in-Motion Repl. (Bruce Rd)	Foundation Mechanics	Construction		\$1,844,256		4
4589	I-94, Weigh-in-Motion Repl. (IL 173)	Aldridge Electric	Construction		\$2,357,677		5
9243	S/W, CM Services Upon Request	4HD, Inc.	Prof. Services		\$2,000,000		11
4801	S/W, Design Services Upon Request	HDR Engineering	Prof. Services		\$5,000,000		12
9240	S/W, Facilities Design Services Upon Request	Muller & Muller	Prof. Services		\$3,000,000		13
9241	S/W, Design Services Upon Request	Orion Engineers, PLLC	Prof. Services		\$3,000,000		14
9242	S/W, Design Services Upon Request	Horner & Shifrin	Prof. Services		\$1,500,000		15
<b>Projected Balance After Board Awards</b>					<b>\$1,818,498,002</b>	<b>\$1,369,801,998</b>	
<b>Tri-State Tollway (I-94/I-294/I-80)</b>				<b>\$4,380,212,389</b>	<b>\$2,958,593,873</b>	<b>\$1,421,618,516</b>	
4339	EOWA, I-294 (Grand Ave to Wolf Rd) and I-490 Ramp S1/S2 - CO/EWO	Judlau Contracting	CO/EWO		\$400,000		6
4519	I-294, Rdwy & Brdg Recon, 75th St to I-55 Ramp - EWO	F.H. Paschen S.N. Nielsen	CO/EWO		\$720,000		7
4476	I-294, Rdwy & Brdg Recon/Wid at I-290 and St. Charles Rd - CO/EWO	Plote Const/Dunnet Bay JV	CO/EWO		\$450,000		8
4572	S/W, CM Services Upon Request	Stanley Consultants	Prof. Services		\$3,000,000		9
4810	I-294, CM Services Upon Request	SQN Associates	Prof. Services		\$3,000,000		10
4299	I-294, Rdwy Recon, EW Connector to Roosevelt Rd - Design Supplement	Quigg Engineering	Prof. Services		\$475,000		16
<b>Projected Balance After Board Awards</b>					<b>\$2,966,638,873</b>	<b>\$1,413,573,516</b>	

# MOVE ILLINOIS CAPITAL PROGRAM

DATA THROUGH FEBRUARY 2022

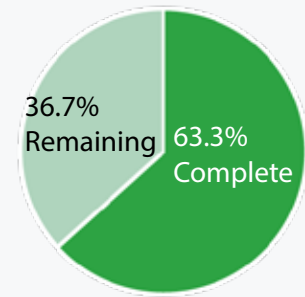
In 2012, the Illinois Tollway launched the 15-year, \$12 billion capital program, *Move Illinois: The Illinois Tollway Driving the Future*. In 2017, the Board of Directors expanded the program to \$14 billion.

## MOVE ILLINOIS PROGRAM BUDGET OVERVIEW (2012-2022)

**\$10.8 billion** or 75.7% of the program budget committed

- **\$6.4 billion**, or approximately 44.6%, in construction work
- **\$2.8 billion**, or approximately 20.0%, in consultant services
- **\$1.6 billion**, or approximately 11.6%, in other costs (utilities, ROW, misc.)
- **\$193.8 million** in reimbursement agreements has been approved; reducing overall program costs by 1.4%

**63.3%** of the Move Illinois Program is complete (work in place)



## PROGRAM EXPENDITURES (2012-2022)



## PROGRAM BUDGET BY CORRIDOR (2012-2022)

Program Element	Current Budget (millions)	Original Awards to Date (millions)	Contract Changes (CO/EWO/Supp.) (millions)	Total Obligations* (millions)	Budget Remaining (millions)
I-94/I-294/I-80	\$4,269.5	\$2,808.5	\$150.1	\$2,958.6	\$1,310.9
I-88	\$357.8	\$304.0	\$1.8	\$305.8	\$52.0
I-90	\$2,359.2	\$2,237.6	\$81.9	\$2,319.4	\$39.8
I-355	\$179.3	\$150.7	\$14.0	\$164.7	\$14.5
SW	\$3,180.4	\$1,575.2	\$216.6	\$1,791.8	\$1,388.6
I-294/I-57	\$326.5	\$295.5	\$10.3	\$305.8	\$20.7
EOWA	\$3,541.6	\$2,775.2	\$149.1	\$2,924.3	\$617.2
Other emerging projects	\$58.8	\$40.2	(\$13.5)	\$26.7	\$32.1
<b>Totals</b>	<b>\$14,273.0</b>	<b>\$10,186.9</b>	<b>\$610.3</b>	<b>\$10,797.2</b>	<b>\$3,475.8</b>

\*Total Obligations = Original Awards to Date + Contract Changes (CO/EWO/Supplements)

NOTE: \$572.2 million of additional Right of Way and Utility Authorizations reclassified from Contract Changes to Original Awards to Date

## PROGRAM METRICS (2012-2022)

Created or sustained up to **106,630** jobs

Awarded **720** construction and professional services contracts

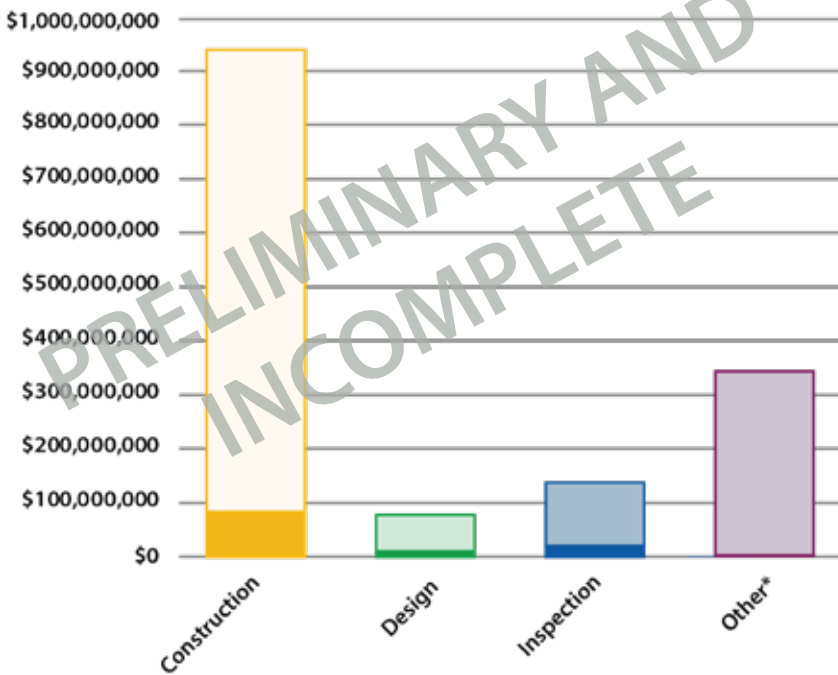
Closed out **460** construction and professional services contracts



# MOVE ILLINOIS CAPITAL PROGRAM

DATA THROUGH FEBRUARY 2022

## 2022 PROGRAM PROGRESS (THROUGH FEBRUARY 2022)



## 2022 PROGRAM METRICS (THROUGH FEBRUARY 2022)

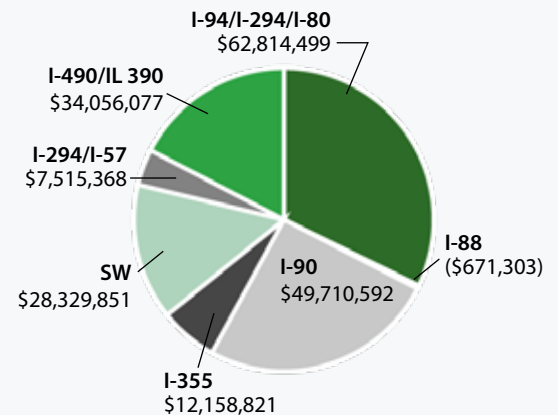
Awarded **13** construction and professional services contracts

Awarded **8** construction contracts less than \$10 million

Closed out **22** construction and professional services contracts

## CHANGE ORDERS AND EXTRA WORK ORDERS (2012-FEBRUARY 2022)

**\$193,913,905** executed  
**3.17%** of program award



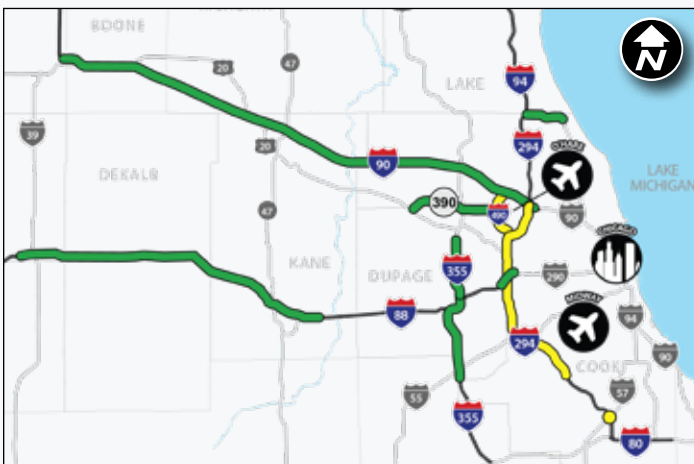
2022 YTD	2022 Estimated Expenditures	Progress Through February 2022**	Percent Complete
Construction	\$947,126,800	\$84,442,702	9%
Design	\$70,310,433	\$9,835,865	14%
Inspection	\$139,725,044	\$21,532,690	15%
Other*	\$329,224,308	\$643,026	0%
<b>Total</b>	<b>\$1,486,386,586</b>	<b>\$116,454,284</b>	<b>8%</b>

\*Other includes non-roadway, right-of-way, utilities and third-party payments.

\*\*Financial data presented is preliminary, unaudited and subject to change.

Preliminary financials are provided, as end-of-year data will be confirmed with the closing of the general ledger.

## MOVE ILLINOIS PROGRAM PROGRESS MAP



### COMPLETED

- Jane Addams Memorial Tollway (I-90) Rebuilding and Widening
- Illinois Route 390 Tollway Construction
- Existing System Needs – Reagan Memorial Tollway (I-88), Veterans Memorial Tollway (I-355), Edens Spur Tollway (I-94)
- Tri-State Tollway (I-294)/I-57 Interchange – Phase 1

### CONSTRUCTION UNDERWAY

- I-490 Tollway Construction
- Central Tri-State Tollway (I-294) Reconstruction
- Tri-State Tollway (I-294)/I-57 Interchange – Phase 2

# CENTRAL TRI-STATE TOLLWAY (I-294) PROJECT



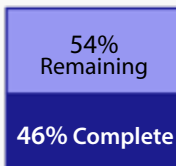
DATA THROUGH FEBRUARY 2022

- Reconstructing and widening 22 miles of I-294 from Balmoral Avenue to 95th Street
- Project scheduled from 2018-2026

## TOTAL PROJECT SPEND

**\$3,910,552,110** project budget

- \$1,811,817,294 spent
- \$2,098,734,816 remaining



## CONTRACT STATUS

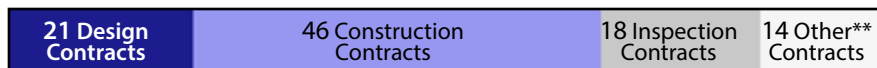
**125** contracts awarded\*



\*Four contracts pending NTP or inactive

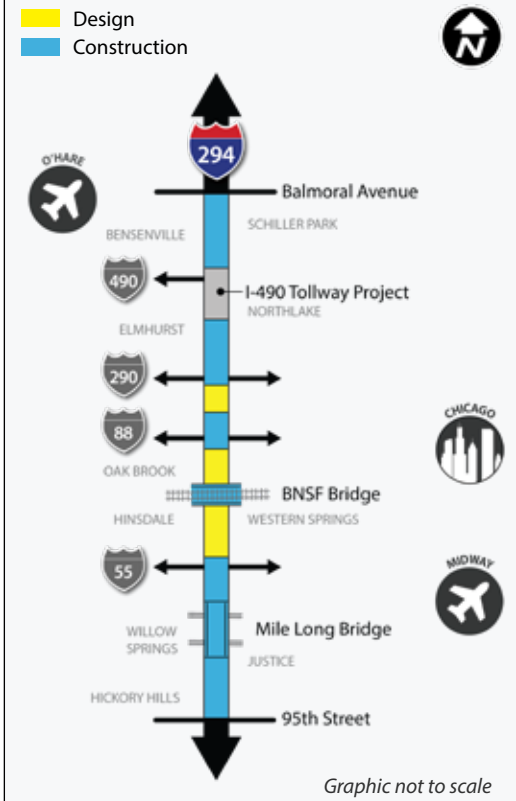
<sup>^</sup>Subject to change

**99** active contracts



\*\*Includes non-roadway, right-of-way, utilities and third-party work

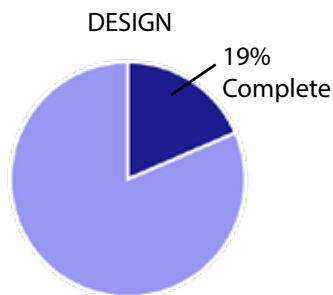
## CORRIDOR STATUS DIAGRAM



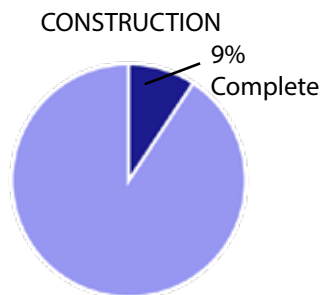
## CHANGE ORDERS AND EXTRA WORK ORDERS

- **\$52,782,976** executed
- **3.3%** of award

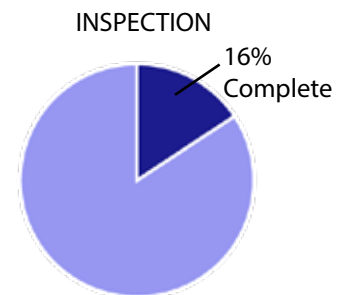
## 2022 PROJECT PROGRESS BY PHASE



2022 Budget: \$20,717,303  
Spent: \$3,835,022

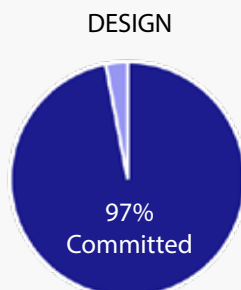


2022 Budget: \$533,635,425  
Spent: \$49,639,170

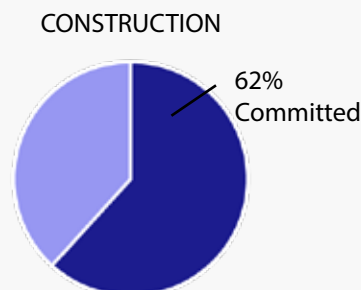


2022 Budget: \$67,584,465  
Spent: \$10,616,419

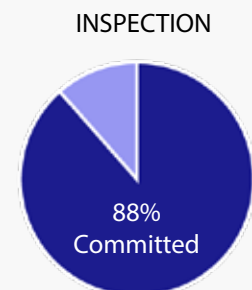
## CENTRAL TRI-STATE BUDGET COMMITTED BY PHASE



Anticipated Total Cost: \$396,766,976  
Committed: \$384,763,188



Anticipated Total Cost: \$2,716,917,425  
Committed: \$1,678,278,228



Anticipated Total Cost: \$405,813,642  
Committed: \$359,121,642

# ELGIN O'HARE WESTERN ACCESS (EOWA) PROJECT

I-490 AND ILLINOIS ROUTE 390 TOLLWAYS – DATA THROUGH FEBRUARY 2022



The I-490 Tollway, coupled with the new Illinois Route 390 Tollway, will provide 17 miles of new toll roads and direct access to O'Hare International Airport.

## TOTAL PROJECT SPEND

**\$3,541,563,304** project budget

- \$2,155,436,694 spent
- \$1,386,126,610 remaining



## CONTRACT STATUS

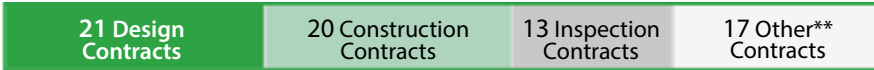
**148** contracts awarded\*



\*One contract pending NTP or inactive

<sup>^</sup>Subject to change

**71** active contracts

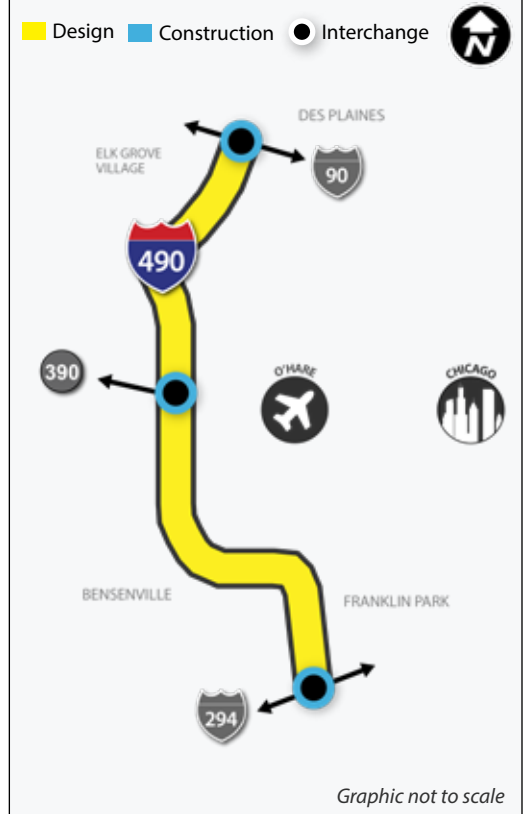


\*\*Includes non-roadway, right-of-way, utilities and third-party work

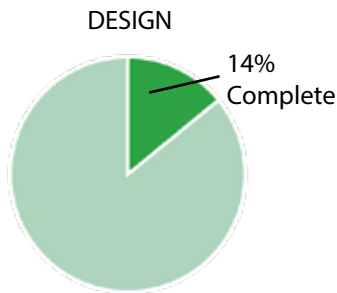
## CHANGE ORDERS AND EXTRA WORK ORDERS

- **\$34,056,077** executed
- **2.7%** of award

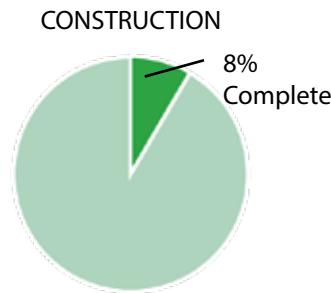
## I-490 CORRIDOR STATUS DIAGRAM



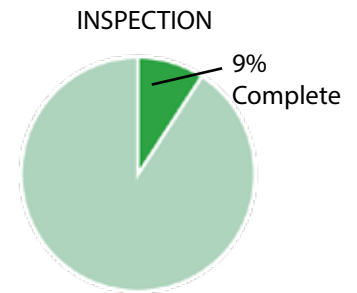
## 2022 PROJECT PROGRESS BY PHASE



2022 Budget: \$33,351,135  
Spent: \$4,702,584

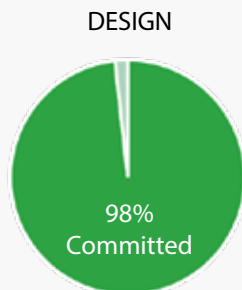


2022 Budget: \$244,361,458  
Spent: \$20,711,395

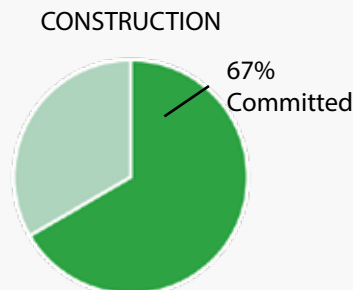


2022 Budget: \$29,250,156  
Spent: \$2,699,118

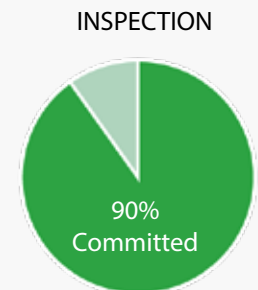
## ILLINOIS ROUTE 390 AND I-490 BUDGET COMMITTED BY PHASE



Anticipated Total Cost: \$412,574,458  
Committed: \$405,386,883



Anticipated Total Cost: \$1,964,004,163  
Committed: \$1,308,334,638



Anticipated Total Cost: \$284,148,320  
Committed: \$256,103,782

# SYSTEMWIDE CONTRACT STATUS

DATA THROUGH FEBRUARY 2022



## 2022 Project Highlights

- M-5 Maintenance Facility construction
- Traffic Operations Center and Dispatch Center Renovation
- I-94 Pavement and Structural Preservation and Rehabilitation

## Systemwide

### TOTAL PROJECT SPEND

\$1,416,369,296 project budget

- \$660,275,606 spent
- \$756,093,690 remaining

53%  
Remaining

47%  
Complete

## 2022 CONSTRUCTION CONTRACT STATUS

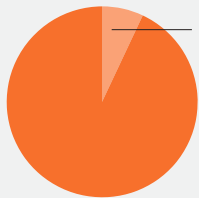
4 contracts awarded

3  
current  
Board  
contracts

14  
anticipated future  
2022 construction contracts

## 2022 SYSTEMWIDE BUDGET

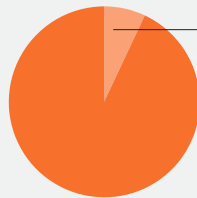
### CONSTRUCTION



6.5%  
Complete

2022 Budget: \$113,774,517  
Spent: \$7,434,345

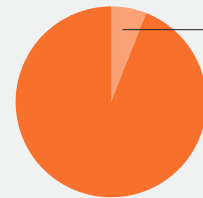
### DESIGN



7%  
Complete

2022 Budget: \$11,412,822  
Spent: \$779,801

### INSPECTION

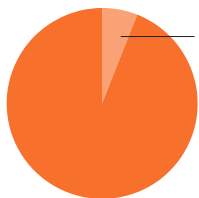


5.5%  
Complete

2022 Budget: \$15,648,496  
Spent: \$866,426

## 2022 MAINTENANCE FACILITY BUDGET

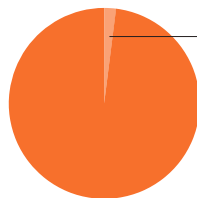
### CONSTRUCTION



6%  
Complete

2022 Budget: \$37,434,237  
Spent: \$2,172,271

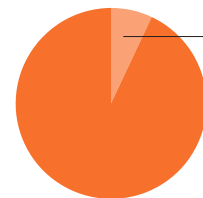
### DESIGN



2%  
Complete

2022 Budget: \$2,834,936  
Spent: \$51,941

### INSPECTION

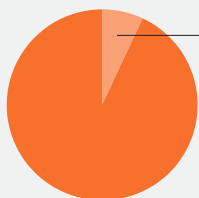


7%  
Complete

2022 Budget: \$5,933,370  
Spent: \$418,704

## 2022 INFRASTRUCTURE RENEWAL BUDGET

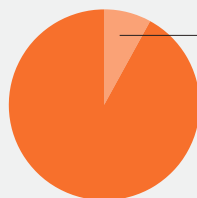
### CONSTRUCTION



7%  
Complete

2022 Budget: \$76,340,280  
Spent: \$5,262,074

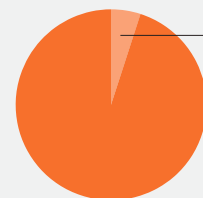
### DESIGN



8%  
Complete

2022 Budget: \$8,577,885  
Spent: \$727,860

### INSPECTION



5%  
Complete

2022 Budget: \$9,715,126  
Spent: \$447,721