


# ILLINOIS TOLLWAY NOVEMBER 2022 REPORTING

## MONTHLY ENGINEERING RESOURCES

---

- *Move Illinois* Capital Program
- Central Tri-State Tollway (I-294) Project
- I-490 Tollway Project
- Systemwide Improvements



Detailed information provided for Central Tri-State Tollway (I-294) Project, I-490 Tollway Project and M&O-funded contracts only.





## Move Illinois Budget Summary

Preliminary as of October 31, 2022

| Program Element                     | Current Budget (millions) | Total Obligations (millions) | Budget Remaining (millions) |
|-------------------------------------|---------------------------|------------------------------|-----------------------------|
| Tri-State Tollway (I-94/I-294/I-80) | \$4,271.0                 | \$3,740.8                    | \$530.2                     |
| Reagan Memorial Tollway (I-88)      | \$358.1                   | \$307.4                      | \$50.7                      |
| Jane Addams Memorial Tollway (I-90) | \$2,359.2                 | \$2,320.8                    | \$38.4                      |
| Veterans Memorial Tollway (I-355)   | \$179.3                   | \$167.1                      | \$12.1                      |
| Systemwide Improvements (SW)        | \$3,180.4                 | \$1,913.1                    | \$1,267.3                   |
| Tri-State (I-294)/I-57 Interchange  | \$324.7                   | \$305.4                      | \$19.3                      |
| Elgin O'Hare Western Access (EOWA)  | \$3,541.5                 | \$3,158.0                    | \$383.5                     |
| Other Emerging Projects             | \$58.8                    | \$26.7                       | \$32.1                      |
| <b>Move Illinois Total</b>          | <b>\$14,273.0</b>         | <b>\$11,939.3</b>            | <b>\$2,333.7</b>            |

## November Board Engineering Agenda Items

| Project                                     | Project Description  | Firm Name                 | Service Type          | Current Budget (millions) | Total Obligations (millions) | Budget Remaining (millions) | Board Item # |
|---|--|---------------------------|-----------------------|---------------------------|------------------------------|-----------------------------|--------------|
| <b>Elgin O'Hare Western Access (EOWA)</b>   |  |                           |                       | <b>\$3,541,563,303</b>    | <b>\$3,157,969,749</b>       | <b>\$383,593,555</b>        |              |
| 4746  | I-490, Rdwy Const at Touhy Avenue  | F.H. Paschen S.N. Nielsen | Construction          |                           | \$9,910,401                  |                             | 1            |
| 4738  | I-490, RR Track Relocation and Ret Wall Const. (S of Grand Ave to Irving Park Rd) - Perm Steel Piling Addl Handling - CO/EWO | Lorig Construction        | CO/EWO                |                           | \$401,000                    |                             | 7            |
| 4732  | I-490, Railroad Bridge Const. & Earthwork  | Walsh Construction        | CO/EWO                |                           | \$5,745,000                  |                             | 8            |
| <b>Projected Balance After Board Awards</b> |  |                           |                       |                           | <b>\$3,174,026,150</b>       | <b>\$367,537,154</b>        |              |
| <b>Systemwide Improvements (SW)</b>         |  |                           |                       | <b>\$3,180,401,090</b>    | <b>\$1,913,123,761</b>       | <b>\$1,267,277,329</b>      |              |
| 9244  | I-88, Weigh-in-Motion Install - Orchard Rd to Eola Rd  | John Burns Construction   | Construction          |                           | \$3,228,784                  |                             | 2            |
| 9267  | S/W, ITS Device Installation and Material Fabrication  | Meade Inc.                | Construction          |                           | \$1,192,676                  |                             | 3            |
| 9265  | I-90, Pavement Marking, Kishwaukee River to DesPlaines River   | Maintenance Coatings Co.  | Construction          |                           | \$3,150,780                  |                             | 4            |
| 9266  | S/W, Pavement Marking Installation   | RoadSafe Traffic          | Construction          |                           | \$3,883,491                  |                             | 5            |
| 4803  | S/W, Facilities Design Upon Request  | Legat Architects          | Professional Services |                           | \$4,000,000                  |                             | 9            |
| <b>Projected Balance After Board Awards</b> |  |                           |                       |                           | <b>\$1,928,579,492</b>       | <b>\$1,251,821,598</b>      |              |
| <b>Tri-State Tollway (I-94/I-294/I-80)</b>  |  |                           |                       | <b>\$4,271,004,189</b>    | <b>\$3,740,780,986</b>       | <b>\$530,223,204</b>        |              |
| 4518  | I-294, Rdwy Recon/Wid - Plaza 39 to 75th Street - EWO Schedule Recovery  | Walsh Construction        | CO/EWO                |                           | \$840,000                    |                             | 6            |
| <b>Projected Balance After Board Awards</b> |  |                           |                       |                           | <b>\$3,741,620,986</b>       | <b>\$529,383,204</b>        |              |

# MOVE ILLINOIS CAPITAL PROGRAM

DATA THROUGH OCTOBER 2022

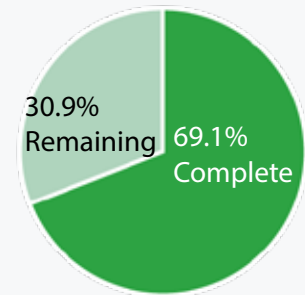
In 2012, the Illinois Tollway launched the 15-year, \$12 billion capital program, *Move Illinois: The Illinois Tollway Driving the Future*. In 2017, the Board of Directors expanded the program to \$14 billion.

## MOVE ILLINOIS PROGRAM BUDGET OVERVIEW (2012-2022)

**\$11.9 billion** or 83.6% of the program budget committed

- **\$7.3 billion**, or approximately 51.2%, in construction work
- **\$3.0 billion**, or approximately 21.0%, in consultant services
- **\$1.7 billion**, or approximately 12.0%, in other costs (utilities, ROW, misc.)
- **\$209.7 million** in reimbursement agreements has been approved; reducing overall program costs by 1.5%

**69.1%** of the *Move Illinois* Program is complete (work in place)



## PROGRAM EXPENDITURES (2012-2022)



## PROGRAM BUDGET BY CORRIDOR (2012-2022)

| Program Element         | Current Budget (millions) | Original Awards to Date (millions) | Contract Changes (CO/EWO/Supp.) (millions) | Total Obligations* (millions) | Budget Remaining (millions) |
|-------------------------|---------------------------|------------------------------------|--|-------------------------------|-----------------------------|
| I-94/I-294/I-80         | \$4,271.0                 | \$3,528.0                          | \$212.8                                    | \$3,740.8                     | \$530.2                     |
| I-88                    | \$358.1                   | \$305.9                            | \$1.5                                      | \$307.4                       | \$50.7                      |
| I-90                    | \$2,359.2                 | \$2,238.9                          | \$82.0                                     | \$2,320.8                     | \$38.4                      |
| I-355                   | \$179.3                   | \$152.8                            | \$14.4                                     | \$167.1                       | \$12.1                      |
| SW                      | \$3,180.4                 | \$1,685.0                          | \$228.2                                    | \$1,913.1                     | \$1,267.3                   |
| I-294/I-57              | \$324.7                   | \$293.9                            | \$11.5                                     | \$305.4                       | \$19.3                      |
| EOWA                    | \$3,541.5                 | \$3,003.5                          | \$154.5                                    | \$3,158.0                     | \$383.5                     |
| Other emerging projects | \$58.8                    | \$40.2                             | (\$13.5)                                   | \$26.7                        | \$32.1                      |
| <b>Totals</b>           | <b>\$14,273.0</b>         | <b>\$11,248.0</b>                  | <b>\$691.3</b>                             | <b>\$11,939.3</b>             | <b>\$2,333.7</b>            |

\*Total Obligations = Original Awards to Date + Contract Changes (CO/EWO/Supplements)

NOTE: \$572.2 million of additional Right of Way and Utility Authorizations reclassified from Contract Changes to Original Awards to Date

## PROGRAM METRICS (2012-2022)

Created or sustained up to **115,600** jobs

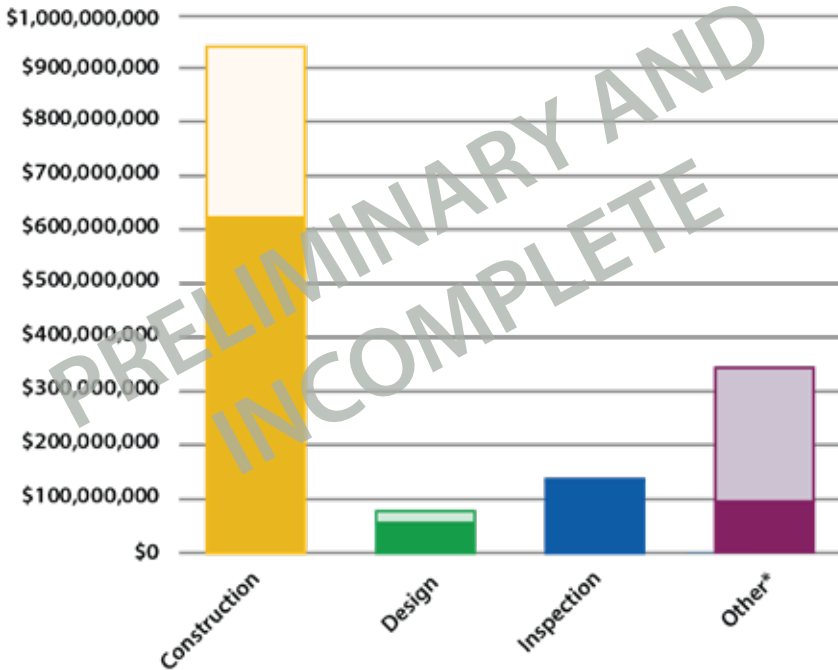
Awarded **776** construction and professional services contracts

Closed out **508** construction and professional services contracts

# MOVE ILLINOIS CAPITAL PROGRAM

DATA THROUGH OCTOBER 2022

## 2022 PROGRAM PROGRESS (THROUGH OCTOBER 2022)



| 2022 YTD     | 2022 Estimated Expenditures | Progress Through October 2022** | Percent Complete |
|--------------|-----------------------------|---------------------------------|------------------|
| Construction | \$947,126,800               | \$628,082,776                   | 66%              |
| Design       | \$70,310,433                | \$50,710,755                    | 72%              |
| Inspection   | \$139,725,044               | \$135,011,943                   | 97%              |
| Other*       | \$329,224,308               | \$90,718,696                    | 28%              |
| <b>Total</b> | <b>\$1,486,386,586</b>      | <b>\$904,524,171</b>            | <b>61%</b>       |

\*Other includes non-roadway, right-of-way, utilities and third-party payments.  
 \*\*Financial data presented is preliminary, unaudited and subject to change.  
 Preliminary financials are provided, as end-of-year data will be confirmed with the closing of the general ledger.

## 2022 PROGRAM METRICS (THROUGH OCTOBER 2022)

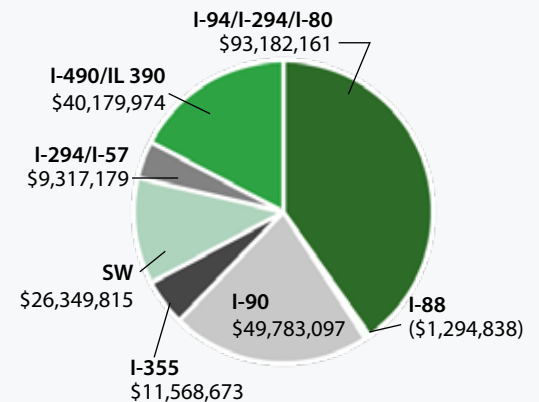
Awarded **69** construction and professional services contracts

Awarded **30** construction contracts less than \$10 million

Closed out **70** construction and professional services contracts

## CHANGE ORDERS AND EXTRA WORK ORDERS (2012-OCTOBER 2022)

**\$229,086,062** executed  
**3.28%** of program award



## MOVE ILLINOIS PROGRAM PROGRESS MAP



### COMPLETED

- Jane Addams Memorial Tollway (I-90) Rebuilding and Widening
- Illinois Route 390 Tollway Construction
- Existing System Needs – Reagan Memorial Tollway (I-88), Veterans Memorial Tollway (I-355), Edens Spur Tollway (I-94)
- Tri-State Tollway (I-294)/I-57 Interchange – Phase 1

### CONSTRUCTION UNDERWAY

- I-490 Tollway Construction
- Central Tri-State Tollway (I-294) Reconstruction
- Tri-State Tollway (I-294)/I-57 Interchange – Phase 2

# CENTRAL TRI-STATE TOLLWAY (I-294) PROJECT

DATA THROUGH OCTOBER 2022

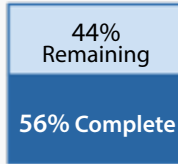


- Reconstructing and widening 22 miles of I-294 from Balmoral Avenue to 95th Street
- Project scheduled from 2018-2026

## TOTAL PROJECT SPEND

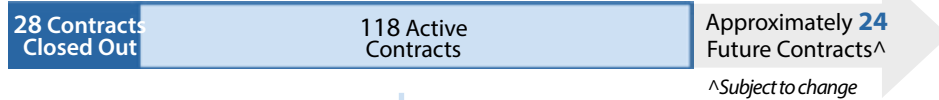
**\$3,910,552,110** project budget

- \$2,171,673,896 spent
- \$1,738,878,214 remaining

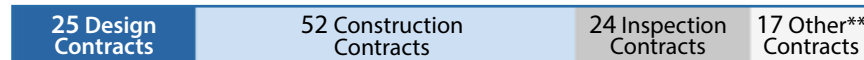


## CONTRACT STATUS

**146** contracts awarded



**118** active contracts

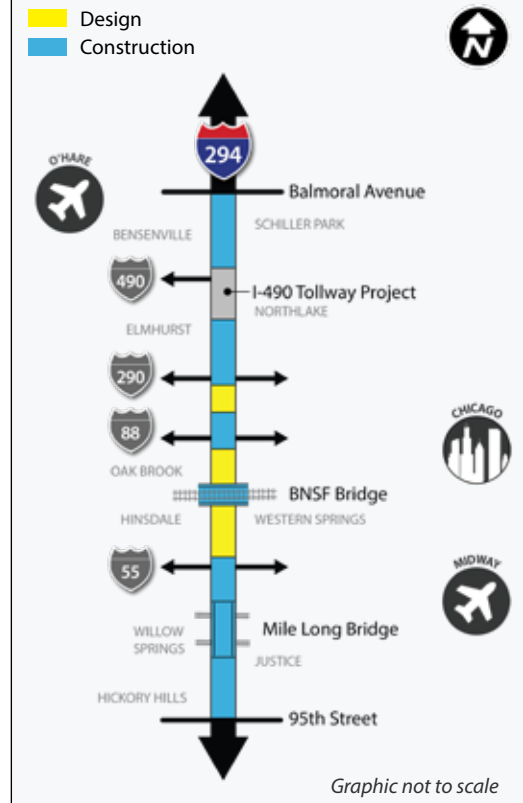


\*\*Includes non-roadway, right-of-way, utilities and third-party work

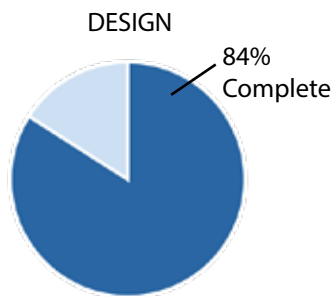
## CHANGE ORDERS AND EXTRA WORK ORDERS

- **\$79,558,858** executed
- **3.5%** of award

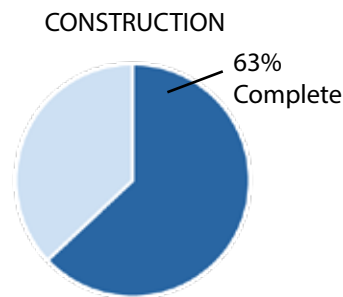
## CORRIDOR STATUS DIAGRAM



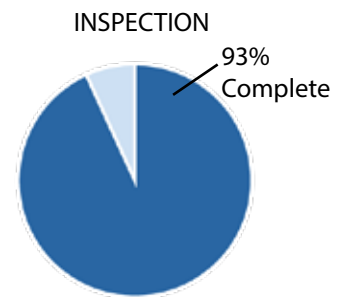
## 2022 PROJECT PROGRESS BY PHASE



2022 Budget: \$20,717,303  
Spent: \$17,409,860



2022 Budget: \$533,635,425  
Spent: \$336,216,130

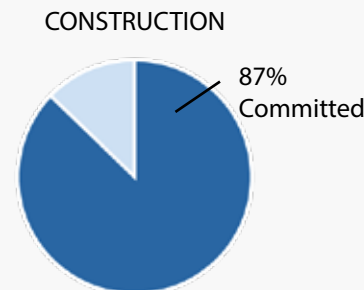


2022 Budget: \$67,584,465  
Spent: \$62,948,931

## CENTRAL TRI-STATE BUDGET COMMITTED BY PHASE



Anticipated Total Cost: \$396,766,976  
Committed: \$405,899,154



Anticipated Total Cost: \$2,716,917,425  
Committed: \$2,369,629,522



Anticipated Total Cost: \$405,813,642  
Committed: \$419,556,842

# ELGIN O'HARE WESTERN ACCESS (EOWA) PROJECT

I-490 AND ILLINOIS ROUTE 390 TOLLWAYS – DATA THROUGH OCTOBER 2022

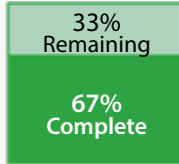


The I-490 Tollway, coupled with the new Illinois Route 390 Tollway, will provide 17 miles of new toll roads and direct access to O'Hare International Airport.

## TOTAL PROJECT SPEND

**\$3,541,563,304** project budget

- \$2,380,135,847 spent
- \$1,161,427,456 remaining



## CONTRACT STATUS

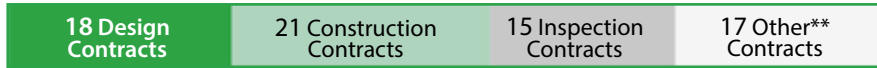
**156** contracts awarded\*



\*One contract pending NTP or inactive

<sup>^</sup>Subject to change

**71** active contracts

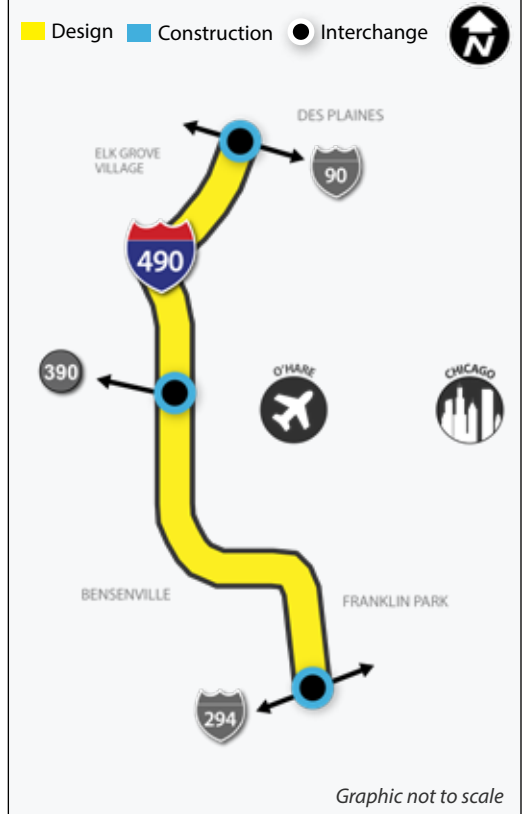


\*\*Includes non-roadway, right-of-way, utilities and third-party work

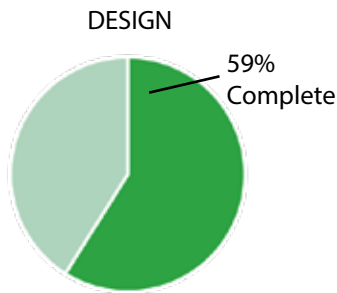
## CHANGE ORDERS AND EXTRA WORK ORDERS

- **\$40,179,974** executed
- **2.7%** of award

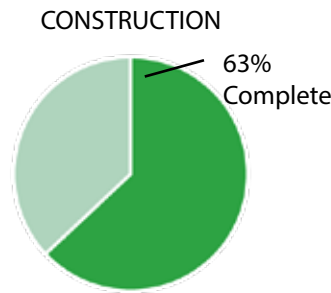
## I-490 CORRIDOR STATUS DIAGRAM



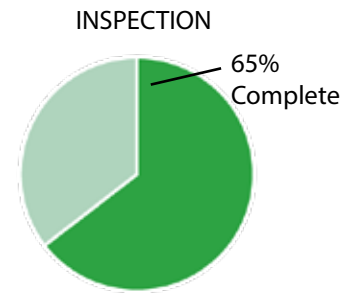
## 2022 PROJECT PROGRESS BY PHASE



2022 Budget: \$33,351,135  
Spent: \$19,660,368



2022 Budget: \$244,361,458  
Spent: \$153,996,933

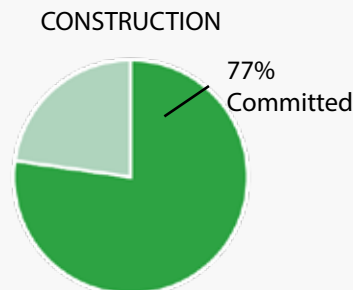


2022 Budget: \$29,250,156  
Spent: \$18,882,122

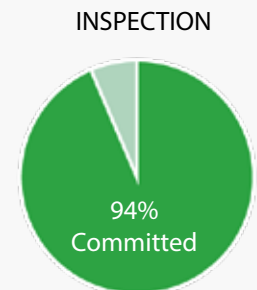
## ILLINOIS ROUTE 390 AND I-490 BUDGET COMMITTED BY PHASE



Anticipated Total Cost: \$412,574,458  
Committed: \$410,777,250



Anticipated Total Cost: \$1,964,004,163  
Committed: \$1,516,508,826



Anticipated Total Cost: \$284,148,320  
Committed: \$265,774,785

# SYSTEMWIDE CONTRACT STATUS

DATA THROUGH OCTOBER 2022



## 2022 Project Highlights

- M-5 Maintenance Facility construction
- I-94 Pavement and Structural Preservation and Rehabilitation

## Systemwide

### TOTAL PROJECT SPEND

\$1,352,279,792 project budget

- \$759,783,577 spent
- \$592,496,215 remaining

44%  
Remaining

56%  
Complete

## 2022 CONSTRUCTION CONTRACT STATUS

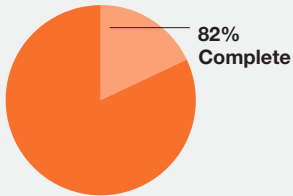
19 contracts awarded

4  
current Board contracts

2  
anticipated future  
2022 construction contracts

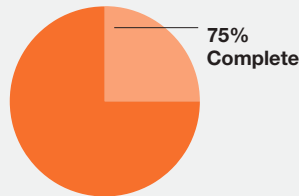
## 2022 SYSTEMWIDE BUDGET

### CONSTRUCTION



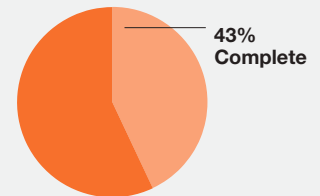
2022 Budget: \$113,774,517  
Spent: \$93,281,126

### DESIGN



2022 Budget: \$11,412,822  
Spent: \$8,550,682

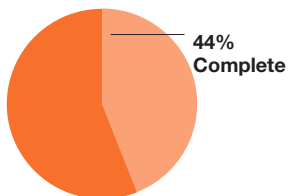
### INSPECTION



2022 Budget: \$15,648,496  
Spent: \$6,725,962

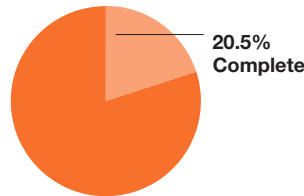
## 2022 MAINTENANCE FACILITY BUDGET

### CONSTRUCTION



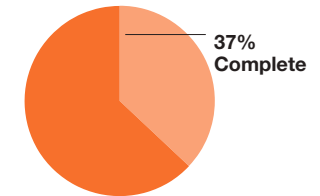
2022 Budget: \$37,434,237  
Spent: \$16,471,978

### DESIGN



2022 Budget: \$2,834,936  
Spent: \$582,239

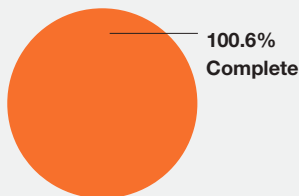
### INSPECTION



2022 Budget: \$5,933,370  
Spent: \$2,194,426

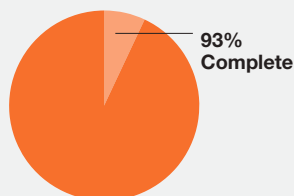
## 2022 INFRASTRUCTURE RENEWAL BUDGET

### CONSTRUCTION



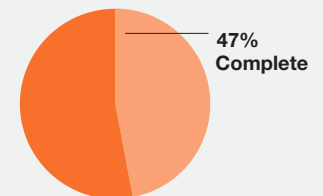
2022 Budget: \$76,340,280  
Spent: \$76,809,148

### DESIGN



2022 Budget: \$8,577,885  
Spent: \$7,968,443

### INSPECTION



2022 Budget: \$9,715,126  
Spent: \$4,531,535